


KUPO GRIP

Lighting and Camera
Support Solutions



KUPO
NEVER LET GO

Kupo Grip was established in 2000 at the dawn of the new millennium. We are now celebrating our 20th year as a leader in professional lighting and grip equipment for the photo, video and cine market. The success of Kupo Grip is a result of the commitment to those who work behind the scenes in motion pictures, television and photography. We consider you, the image-maker, a partner, integral to our innovative process. We greatly value your experience and listen carefully to both your needs and desires, which inspire us to create better tools to help you do your job with greater ease and efficiency. Kupo has forged its own path in the world of grip by crafting innovative tools with unparalleled quality, sought after and shaped by industry professionals worldwide. To meet these same professionals' needs, we offer numerous patented products including: Quick Release and locking C-Stands, Multi Direction easy storage Click Stands, Auto Self-Locking Wind-Up Stands, Lever Lock and Release Devices, Anti-Slip Rosettes Friction Discs, for Max Arms, and Quick-Action Telescopic Hangers. All Kupo products have been painstakingly manufactured so you know you can count on their incredible strength and durability in the harshest of environments. They are so durable, in fact, that they create a history of their own through their many years of service. Moreover, the products reliability is accredited with certificates such as TUV-GS, CE, UL and CUL for several electrical products and the popular Wind-up stand, Clamps, Couplers and safety wire.











When it comes to your vision and your grip equipment, we like to say at **Kupo Grip: Never Let Go!** —

01 - 03	Guide to Symbols & Special Features	113	GoPro Tripod Mount
04 - 08	Stand Quick Guide	114	T-12 Lamp Tube Mount
10 - 11	Lightweight & Kit Stand	115 - 117	Max Arm & Flex Arm
12	2 in 1 & Single Handed Stand	118	Hybrid Head & Mini Articulated Arm
13 - 16	Click stand & Snap stand & Bag	119 - 120	Rock's Arm
17 - 18	Universal & Baby Kit Stand	121	Vision Arm & Vision Lock
19	J-Type Stands	122 - 123	Midi Ball Head & Camera Bracket
20	Floor Stand & Runway Base Stand	124 - 127	Super Knuckle & Accessories
21 - 25	Roller Stands	128	Car Window Mount
26	Steel Baby Stands	129	V-Lock
27 - 28	Combo Stands	130	Arri Rosette & Super Claw
29 - 30	Cine Stands & K Stand	131	Camera Cradle
31	Mighty Stands	132 - 134	Gimbal Rod Clamp & Easy Rig Accessories
32	Tall Stand & Steel Senior Stand	135 - 136	Steadicam Accessories & Hard Mount Kit
33-37	Wind-Up Stands & Followspot Stands	137 - 138	Follow Focus Unit Accessories
38-40	Jumbo Stands	139 - 140	Front Box & Mounting Plates
41	Slider Stand & Universal Track End	141 - 142	Apple Box & Hi Hat Board
42	360 Spherical Camera Stand & Steadicam Stand	143 - 144	A.C.Bag & Monitor Bag & A.C.Tools
43	Monitor stand	145 - 150	T-Marker & Gaffa Tape & Cable Tie
44	High View Stand	151 - 159	Suction Cups & Car Mount Accessories
45 - 49	C-Stands	160 - 161	Hostess Tray & Car Mount Kit
50 - 52	Grip Heads & Grip Arms	162 - 163	Cheese Plate
53	Grip Arm Support & Boomgrip	164 - 166	Mitchell Collar & Nut & Plate & Riser
54 - 55	Flag & Floppy & Flat Frame	167	Mitchell & Elemack Adapter
56	Cookie & Dot & Finger Kit	168 - 173	Pipe Clamp & Alu-Magnesium Alloy Slip-on pipe Clamp
57 - 61	Overhead Stands & Butterfly Frames & Textile	174 - 189	Coupler & Safety Wire
62	Casters & Stand Leg Protectors	190 - 191	Heavy Duty & Iron Casting Clamp
63 - 64	Big Boom	192 - 194	Telescopic Hanger & Accessories
65 - 67	Light Boom	195	Pole Operated Yoke & Operating Pole
68	Pipe Boom Rig Kit & Center Grip Head	196 - 201	Kupole & Background Paper Stand Set
69	Lighting Boom Accessories	202 - 204	3-Way & 4-Way Clamp
70	Extension Ear & 3 Aixs Camera Mounting Kit	205	Foamcore Holder
71 - 73	Side Arm & Offset Arm	206 - 207	Ali Clamp & Off Camera Flash Clamp & C47 & A Clamps
74 - 75	Headers & T-Bar & Stand Extension	208	Bagua (Multi Flash Bracket Adapter)
76- 80	Super Viser Clamps & Mini Viser Clamps	209 - 212	Tethermate & Laptop Mount & Handheld Stick
81	Wall Spreader & C-Clamp	213 - 219	Monitor Mount & Tablet Mount & Projector Mount
82	Chain Clamps & Gaffer Grip	220 - 221	Cap & Ladder & Director Chair
83 - 84	Wall Plates & Mounting Plate & Quick Release Adapter Plate	222	Multi Sleeve Pouch & Gel Roll & Glove
85 - 88	Super Convi Clamp	223 - 225	Sands Bag & Shot Bags
89 - 93	Super Convi Clamp Adapters	226 - 227	Stand Hangers & Super Joint & C-Stand Door Rack
94 - 96	16mm Male Adapters	228 - 229	Grip Cart & China Ball Bracket
97 - 99	16mm Female Adapter	230 - 234	Digi-Fan & Intercom System & Honeycomb & Correction Filters
100	28mm Male Adapters	235 - 243	Croxs Cases & Cable Guard
101 - 104	Swivel Adapters	244 - 259	K-Lok & Power Box & Powerfit & CEE Form & HB Connector
105 - 110	Special Adapter	260 - 266	Adapters Drawings
111 - 112	Screws & Nuts	267 - 275	Product Index

NEVER LET GO



**YOUTUBE
KUPO FACTORY
INTRODUCTION VIDEO**

	Maximum Height	Minimum Operating Height	
	Maximum Load	Closed Length	
	Footprint Diameter	Weight	
	Stand Top	Suggested Caster (Optional accessory)	



Stand Top

All Kupo lighting stands are available with industry standard top fixings of mounting lighthead and lighting accessories.



T

Compact lightweight aluminum stands with 5/8" (16mm) fixing top and 3/8"-16 screw thread.



G

4-1/2" grip head with additional offset 1-1/8" junior receiver (29mm).



A

5/8" (16mm) fixing baby stud.



U

1-1/8" junior receiver (29mm) fixing on stand top.



S

5/8" baby receiver (17.2mm) with detachable 5/8" Baby stud (16mm)



US

1-1/8" junior receiver (29mm) with adapter for 5/8" (16.2mm) baby receiver.



S2

Dual 5/8" baby receiver (17.2mm) with detachable 5/8" baby stud (16mm)



UE

1-1/8" junior receiver (29mm) with ear ring.



J

Japanese type stand comes with I.D. 17.5mm female receiver top attachment.



UW

1-1/8" junior receiver (29mm) with wind bracing bracket.



V

Triple function universal top head with both 1-1/8" junior receiver (29mm) and 5/8" baby receiver (16.2mm). Extra multi direction 5/8" baby stud (16mm).




SW

5/8" baby receiver (17.2mm) with wind bracing bracket and camera bracket.

A FULL RANGE OF LOCKING MECHANISMS

Our stand riser column collars consist of pressure die-cast aluminum for strength and durability, that incorporates ergonomic locking knobs to hold and position the light exactly where it needs to be.





Unique bottom spider casting design means the folded stand can be free-standing.



Selected lightweight aluminum stand with aluminum clamping riser provides good elasticity.



Bottom spider casting with spring cushion to prevent jarring of the lamp filament. For those steel stands labeled with "spring cushion".



The all-aluminum casting knob comes with a stainless steel bolt for lightweight & long-lasting clamping operation.



Assembled for easy user maintenance where tightness can be adjusted, instead of fixed rivets.



Steel baby pin stand is welded directly to the top section instead of being pinned.



Double leg struts for extra strength and stability.



Selected stands come with velcro supplied to fasten the legs for better storage and cable management.




Stand leg is equipped with PA66 foot pad to protect both leg and ground.



Innovative compact top head with a multi-directional 16mm (5/8") light stud.



Leveling leg allows stand to remain vertical in certain circumstances.



Ear ring device for wind-bracing kit.



Upper spider casting with hanger pin for storage on the rack.



Stainless steel heli-coil insert is equipped inside the aluminum die-cast riser which provides a durable threaded hole.

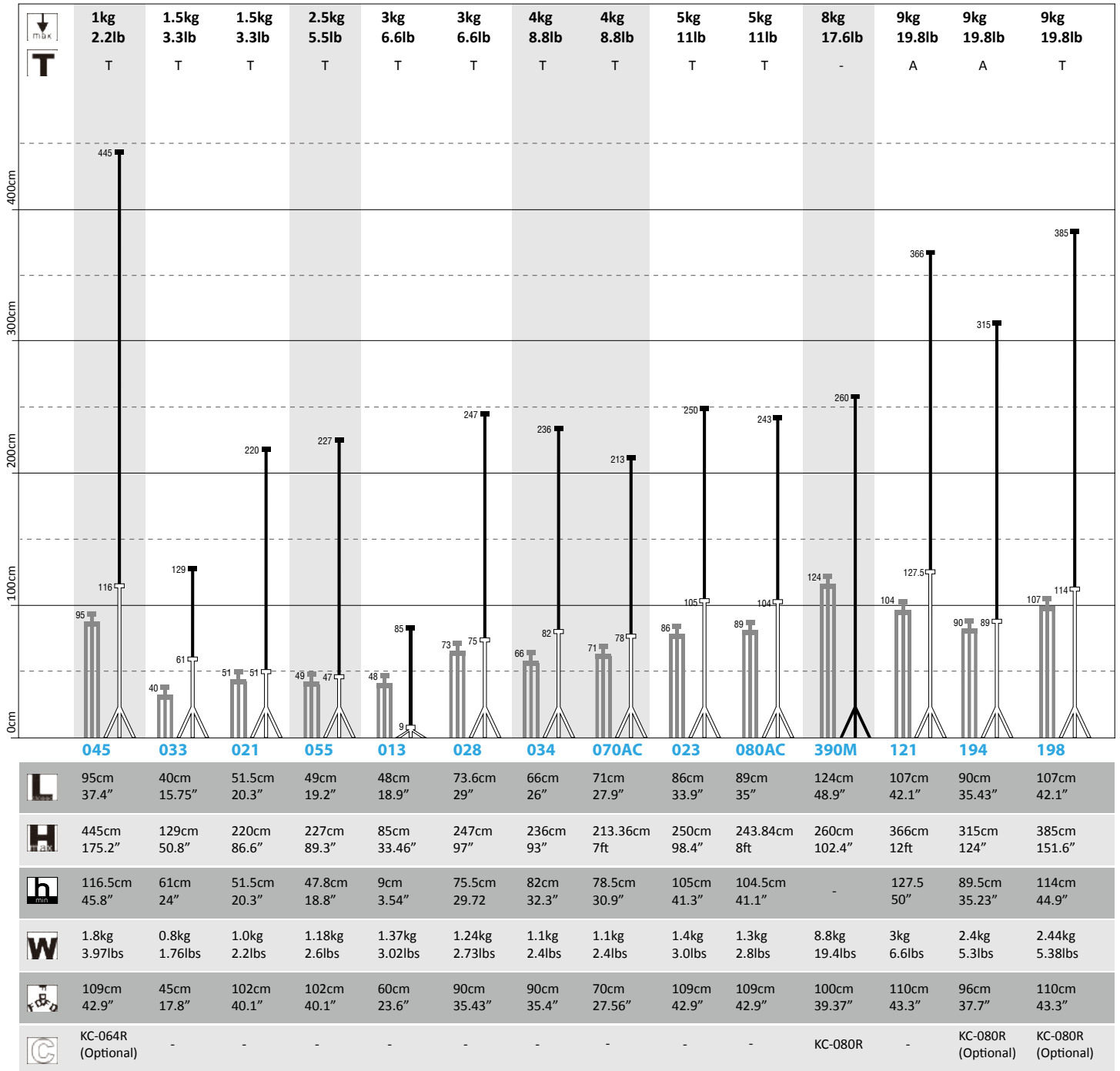


Embossed end of stud in the aluminum tube with solid pin for a better stand stud mount.



A sizable brake shoe to ensure a much better lock off.

STAND-QUICK GUIDE



Closed Length
 Maximum Height
 Minimum Operating Height

9kg 19.8lb	9kg 19.8lb	10kg 22lb	10kg 22lb	10kg 22lb	10kg 22lb	10kg 22lb	10kg 22lb	10kg 22lb	10kg 22lb	10kg 22lb	10kg 22lb	10kg 22lb	10kg 22lb
A	S	S	US	S	A	A	A	A	A	A	A	A	SW
195	175M	090	356	169M	193	195S	CS-20M	CS-30M	CT-20M	CS-40M	CT-30M	CT-40M	229MB
107cm 42.1"	70cm 27.6"	106cm 41.7"	35.1cm 12.4"	101cm 39.8"	88cm 34.6"	108cm 42.5"	91cm 35.8"	112cm 44.0"	93cm 36.6"	132cm 51.9"	110cm 44"	134cm 52.7"	174cm 68.5"
385cm 151.6"	213cm 83.9"	277cm 9ft	13cm 5.12"	290cm 114.2"	288cm 113"	400cm 157.5"	196cm 77.1"	250cm 98.4"	172cm 67.7"	323cm 127.1"	226cm 89"	295cm 116.1"	730cm 287.4"
125.8cm 49.5"	70.5cm 27.8"	122cm 48"	-	100cm 39.37"	87cm 34.3"	124cm 48.9"	87cm 34.3"	112cm 44.1"	92.5cm 36.4"	134cm 52.8"	115cm 45.3"	134cm 52.8"	168cm 66.1"
2.48kg 5.47lbs	1.83kg 4.03lbs	2.7kg 5.95lbs	1.07kg 2.35lbs	2.2kg 4.8lbs	2.5kg 5.5lbs	3.3kg 7.28lbs	5.6kg 12.3lbs	6.25kg 13.7lbs	6.25kg 13.7lbs	7.0kg 15.43lbs	6.8kg 15lbs	7.5kg 16.5lbs	10.8kg 23.8lbs
110cm 43.3"	68.6cm 27"	110cm 43.3"	60cm 23.6"	109cm 42.9"	88cm 34.6"	112cm 44.1"	95cm 37.4"	95cm 37.4"	95cm 37.4"	95cm 37.4"	95cm 37.4"	95cm 37.4"	177cm 69.7"
KC-080R (Optional)	KC-080R (Optional)	-	-	KC-080R (Optional)	-	-	-	-	-	-	-	-	-

STAND-QUICK GUIDE

	12kg 26.5lb	12kg 26.5lb	12kg 26.5lb	13kg 28.7lb	13kg 28.7lb	15kg 33lb	15kg 33lb	15kg 33lb	15kg 33lb	20kg 44lb	25kg 55lb	25kg 55.1lb	25kg 55lb	30kg 66.1lb
T	V	A	A	A	A	S	A	V	V	V	V	A	V	U
400cm			420		400							420		
300cm		270		350										380
200cm									296					
100cm	122 118	114 124	130 138	105 98	115 135		57 56	57 64	126	110	71 81	107	117	155 149
0cm						9								35
	227M	320M	330M	135M	145M	013BS	185M	186M	360M	380M	370M	155M	473B	CT-SBS
L	122cm 48"	114cm 44.9"	130cm 51.2"	105cm 41.3"	115cm 45.3"	-	57cm 22.4"	57cm 22.4"	126cm 49.6"	110cm 43.3"	71cm 27.95"	107cm 42.1"	155cm 61"	-
H	315cm 124"	270cm 106.3"	420cm 165.4"	350cm 137.8"	400cm 157.5"	9cm 3.5"	101cm 39.8"	101cm 39.8"	296cm 116.5"	203cm 80"	120cm 47.24"	420cm 165.4"	380cm 149.6"	35cm 13.8"
h	118cm 46.5"	124cm 48.8"	138cm 54.3"	98cm 38.6"	135cm 53.1"	9cm 3.54"	56.6cm 22.3"	64.5cm 25.4"	-	-	81cm 31.89"	117.5cm 46.3"	149.5cm 58.9"	35cm 13.8"
W	4.65kg 10.25lbs	7.48kg 16.49lbs	10kg 22lbs	5.6kg 12.3lbs	6.5kg 14.3lbs	1.0kg 2.2lbs	3.7kg 8.15lbs	4.5kg 10lbs	7.0kg 15.4lbs	7.8kg 17lbs	7.8kg 17lbs	8.0kg 17.6lbs	11.5kg 25.35lbs	3.3kg 7.2lbs
	118cm 46.5"	106cm 41.7"	110cm 43.3"	104cm 40.9"	120cm 47.2"	60cm 23.6"	48cm 18.9"	48cm 18.9"	100cm 39.37"	75cm 29.5"	75cm 29.52"	137cm 53.9"	102cm 40.2"	75cm 29.5"
	KC-080R (Optional)	KC-080S	KC-080S	KC-080R (Optional)	KC-080R (Optional)	-	-	-	KC-080R	KC-080R	KC-080R	-	-	-

Closed Length
 Maximum Height
 Minimum Operating Height

30kg 66.1lb	30kg 66.1lb	30kg 66lb	30kg 66lb	30kg 66lb	30kg 66.1lb	25kg 55lbs	35kg 77.2lb	35kg 77lb	36kg 79.2lb	36kg 79.2lb	36kg 79.2lb	40kg 88lb	40kg 88.2lb	40kg 88.2lb
U	V	V	V	V	V	A	V	UE	U	U	A	V	UE	V
CT-BS	228	546M	346M	483SH	483T	322M	310M	382M	161MB	160MB	163MB	340	470	226M
-	122cm 48"	160cm 63"	173cm 68.2"	152cm 59.84"	181cm 71.3"	74cm 29"	92cm 36.2"	115cm 45.28"	68cm 26.80"	101cm 39.46"	125.3cm 49.33"	-	109cm 43"	132cm 52"
35cm 13.8"	230cm 90.6"	510cm 200"	380cm 149.6"	262cm 103.14"	380cm 149.7"	190cm 74.8"	205cm 80.7"	190cm 74.8"	115cm 45.27"	165cm 64.94"	203.4cm 80"	36.5cm 14.4"	147cm 57.9"	340cm 133.9"
35cm 13.8"	112cm 44.1"	166cm 65.4"	183cm 72"	132cm 51.96"	172.5cm 67.9"	94.5cm 37.2"	90cm 35.4"	130cm 51.19"	58cm 22.83"	97.5cm 38.4"	132.4cm 52.1"	-	92cm 36.2"	112.5cm 48.2"
3.5kg 7.7lbs	8.9kg 19.62lbs	16.1kg 35.49lbs	15.6kg 34.4lbs	18.8kg 41.36lbs	22.8kg 50.2lbs	7.7kg 17lbs	8.0kg 17.6lbs	14.1kg 31.0lbs	5.8kg 12.7lbs	8kg 17.6lbs	20.2kg 44.4lbs	5.4kg 12lbs	7.58kg 16.7lbs	10kg 22lbs
95cm 37.4"	118cm 46.5"	134cm 52.8"	100cm 39.37"	128cm 50.39"	128cm 50.4"	75cm 29.5"	104cm 40.9"	100cm 39.37"	80cm 21.50"	60cm 23.62"	132cm 51.9"	75cm 29.5"	110cm 43.3"	138cm 54.3"
-	KC-080R	KC-100S (Optional)	KC-080R (Optional)	KC-100 (Optional)	KC-100 (Optional)	KC-080R	KC-100S (Optional)	KC-080R	-	-	KC-200	KC-080R	KC-100 (Optional)	KC-080R

STAND-QUICK GUIDE

↓ max	40kg 88.2lb	40kg 88.2lb	40kg 88.2lb	40kg 88.2lb	40kg 88.2lb	40kg 88.2lb	45kg 99.2lb	45kg 99.2lb	50kg 110.2lb	70kg 154lb	70kg 154lb	70kg 154.3lb	80kg 176.3lb	80kg 176.3lb	100kg 220lbs
T	V	V	V	G	G	G	V	UE	UE	UW	UW	U	UW	UW	UW
400cm		420	428	633	430	594	477			610	470				
300cm	325												270		
200cm				188	184	209		245		230	210		156	196	172
100cm	135	145	142	146	139	186	155	160	110	145	172		140	179	127.5
0cm	131	140	148	184	139	186	152	145	91	145	172	26	140	179	108
	542M	543M	300M	620M	610MR	600MR	653M	482T	481	756	744	350	485	484	721
L	143cm 56.3"	150cm 59.0"	142cm 55.9"	188cm 74"	146cm 57.5"	186cm 73.2"	155cm 61"	160cm 63"	110cm 43.3"	2.3m 7.54'	2.1m 82.68"	-	156cm 61.4"	196cm 77.2"	127.5cm 50.2"
H	350cm 137.8"	445cm 175.1"	428cm 168.5"	633cm 249.2"	430cm 169.3"	594cm 233.9"	477cm 187.8"	245cm 96.3"	145cm 57.1"	6.1m 20'	4.7m 185"	26cm 10.2"	270cm 106"	386cm 152"	172cm 67.7"
h	139.5cm 54.9"	149cm 58.7"	148cm 58.3"	184.5cm 72.6"	139cm 54.7"	209cm 82.3"	152cm 59.8"	145cm 57"	91cm 35.8"	1.93m 6.33'	1.72m 67.7"	-	140.5cm 55.31"	179cm 70.5"	108cm 42.52"
W	11.1kg 24.4lbs	12.5kg 27.5lbs	14.9kg 32.8lbs	20.3kg 44.7lbs	18kg 39.6lbs	18.5kg 40.7lbs	16.4kg 36.1lbs	18.1kg 40lbs	13.6kg 30lbs	71kg 156lbs	62kg 136lb	5.2kg 11.4lbs	34kg 8.8lb	39kg 86lbs	31.55kg 63.1lbs
h	138cm 54.3"	140cm 55.1"	129cm 50.8"	196cm 77.2"	156cm 61.4"	156cm 61.4"	174cm 68.5"	128cm 50.4"	110cm 43.3"	2.1m 7'	2.1m 7'	75cm 29.5"	130cm 51.20"	180cm 70.9"	120cm 47.2"
C	KC-100S (Optional)	KC-100S (Optional)	KC-100S	KC-100G (Optional)	KC-100S	KC-100S	KC-100G (Optional)	KC-100 (Optional)	KC-100 (Optional)	KC-160S	KC-160S	KC-080R	KC-150	KC-150	KC-160S

Closed Length
 Maximum Height
 Minimum Operating Height

STANDS

A full range of stands that are designed and manufactured to the highest standards of quality and durability to meet the harshest of environments.





013 Folding Base Mini Stand

Fold away backlite steel base and aluminum collars with 5/8" socket and KS-017. Universal 16mm light stud. Extension pole from 48cm to 80cm with 5/8" fixing top. Provides flexible mounting of lights from floor level to 85cm high. Folds flat for easy carrying and storage.

L	H	b	W	FOLD	m.a.x	T
48cm 18.9"	85cm 33.46"	9cm 3.54"	1.37kg 3.02lbs	60cm 23.6"	3kg 6.6lbs	T



YOUTUBE
KUPO BACKLITE
BASE STAND (013 BS)



013BS Backlite Base Stand

Fold away steel backlite base stand with KS-017 which is a 16mm with 3/8" and 1/4" thread. Designed for mounting the lighting fixture close to the floor or table.

H	b	W	FOLD	m.a.x	T
9cm 3.54"	9cm 3.54"	1.0kg 2.2lbs	60cm 23.6"	15kg 33lbs	S



033 Low Mini Kit Stand

3 risers, 4 sections.
Dia.: 1", 7/8", 3/4", 5/8" / Leg dia.: 5/8"
Aluminum
With KS-052, adapter for female thread 3/8"-16 to male 1/4"-20.
Designed for background lights.

L	H	b	W	FOLD	m.a.x	T
40cm 15.75"	129cm 50.8"	61cm 24"	0.8kg 1.76lbs	45cm 17.8"	1.5kg 3.3lbs	T



YOUTUBE
KUPO LOW MINI
STAND (033)



055 Handy Stand

4 risers, 5 sections.
Dia.: 1-1/8", 1", 7/8", 3/4", 5/8"
Solid flat legs: 15mm x 5mm
Aluminum
With KS-052, adapter for female thread 3/8"-16 to male 1/4"-20.
Perfect for a small lighting fixture on location, and the lightweight compact design makes it ideal for kits.

L	H	b	W	FOLD	m.a.x	T
49cm 19.2"	227cm 89.3"	47.8cm 18.8"	1.18kg 2.6lbs	102cm 40.1"	2.5kg 5.5lbs	T



YOUTUBE
KUPO HANDY
STAND (055)

023 Midi Pro Stand

023AC Midi Pro Stand w/Air Cushion

2 risers, 3 sections.
 Dia.: 1-1/8", 1", 7/8"
 Leg dia.: 3/4"
 Aluminum

L	H	h	W	max	max	T
86cm 33.9"	250cm 98.4"	105cm 41.3"	1.4kg 3.0lbs	109cm 42.9"	5kg 11lbs	T



YOUTUBE
 KUPO MIDI PRO STAND W/
 AIR CUSHION (023AC)



045 Medium Stand

4 risers, 5 sections.
 Dia.: 1-1/8", 1", 7/8", 3/4", 5/8"
 Leg dia.: 3/4"
 Load: variable with height,
 Maximum load 1kg / 2.2lbs at full extension.
 Aluminum

L	H	h	W	max	max	T
95cm 37.4"	445cm 175.2"	116.5cm 45.8"	1.8kg 3.97lbs	109cm 42.9"	1kg 2.2lbs	T

034 Mini Kit Stand

3 risers, 4 sections.
 Dia.: 1", 7/8", 3/4", 5/8"
 Leg dia.: 5/8"
 Aluminum

L	H	h	W	max	max	T
66cm 26"	236cm 93"	82cm 32.3"	1.1kg 2.4lbs	90cm 35.4"	4kg 8.8lbs	T

021 Two-in-One Stand

4 risers, 5 sections.
 Dia. 25mm,22mm,19mm, 16mm, 13mm
 Solid flat legs: 15mm x 5mm
 Aluminum

L	H	h	W	KG	max	T
51.50cm 20.3"	220cm 86.6"	51.5cm 20.3"	1.06kg 2.33lbs	102cm 40.1"	1.5kg 3.3lbs	T

L	H
51cm 20.1"	190cm 74.8"

Single Pole (without the stand base)

Features a removable central pole which can be easily detached from the base and used as a boom. The Two-in-One Stand features an innovative locking design equipped in the side of the pole and base which allows insertion of the pole into the base and twists to securely lock. The pole is locked until the spring release button on the side of the pole is pressed. The foldable legs also make the closed length of the stand ideal for traveling and storage into a backpack or carrybag.



Central column can be detached from the base.



Release button

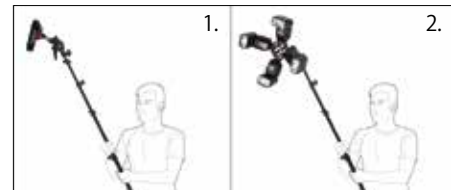
Detachable



Folded length
51.5cm (20.3")



YOUTUBE
KUPO TWO-IN-ONE
STAND [021]



1. Can be used as a microphone boom.
2. Can be used as a flash boom.

028 Single Handed Stand

3 risers, 4 sections.
 Dia.: 1", 7/8", 3/4", 5/8"
 Leg dia.: 5/8" / Aluminum

L	H	h	W	KG	max	T
73.6cm 29"	247cm 97"	75.5cm 29.72"	1.24kg 2.73lbs	90cm 35.43"	3kg 6.6lbs	T

Kupo Single Handed Stand features automatically collapsing legs which offer quick setups and easy repositioning. The ability to quickly pick up and put down a light stand without having to open and close the stand legs makes it easy and safe for moving around in crowded locations. It also reduces the chance of accidentally bumping into things or people around you. This rugged aluminum light stand has a maximum height of 247cm (97") and a compact closed length of 73.6cm (29") making it ideal for storage and transportation. Another locking knob is built on the central column for keeping the legs in position when extreme quiet is demanded.



Pick it up, the legs drop straight down.



Folded length
73.6cm (29")

1. Locking knob.
2. Legs are locked while the knob is tighten.

PATENTED

A clever four-way interlocking mechanism offers the ideal solution for storage and transportation.



The interlocking mechanism allows the user to fold the stand flat and click it to another.



The unique four-way interlocking design provides no limits to stacking stands.



Bi-color injection knob offers a positive locking and ergonomic grip.



Interlocking mechanism makes it quick and easy to click to another stand.



YOUTUBE
KUPO CLICK STANDS



Double leg struts for extra stability and strength.



May stand alone when folded.



Optional strap with two clasps can be attached on the plastic locking loops, allowing hands-free carrying over the shoulder.

CXST01 | Optional shoulder strap.



Quick-release clamp design for quick setup and easy for locking tension adjustment with the stainless steel phillips screw.

CLICK STANDS

Features a clever interlocking mechanism that allows the user to fold the stand flat and click it to another in just a snap. The unique four-way interlocking design provides no limits to having stands together and keeping your kits well organized for storage and transport. Kupo Click Stands are constructed of a lightweight aluminum alloy which makes them ideal for location shoots or in the studio. Air-cushioning prevents lighting fixtures from accidentally slamming down if the locking knob is not tightened properly. The optional CXST01 strap can be attached on the locking loops to easily carry over the shoulder.

More features:

1. Bi-color injection knob offers a positive locking and ergonomic grip. Quick release clamp design on the central column for easy and quick setup.
2. Equipped with a 5/8" top stud with a 3/8" thread, plus a removable 1/4"-20 threaded top.
3. Double leg struts for extra stability and strength.
4. May stand alone when folded.



070AC Mini Click Stand with Air Cushion

7ft Mini Click stand with 3 risers, 4 sections
 Dia. 1", 7/8", 3/4", 5/8"
 Leg Dia: 3/4"
 With KS-052
 Aluminum material

L	H	h	W	FWD	↓	T
71cm 27.9"	213.36cm 7 feet	78.5cm 30.9"	1.1kg 2.42lbs	70cm 27.56"	4kg 8.8lbs	T



080AC Midi Click Stand with Air Cushion

8ft Midi Click stand with 2 risers, 3 sections
 Dia. 1", 7/8", 3/4"
 Leg Dia: 3/4"
 With KS-052
 Aluminum material

L	H	h	W	FWD	↓	T
89cm 35"	243.84cm 8 feet	104.5cm 41.1"	1.3kg 2.86lbs	109cm 42.9"	5kg 11lbs	T

In addition to the clever interlocking mechanism that allows the stands to be linked to another in just a snap, Snap Stand also features a detachable central pole which can be easily removed from base and used as a boom stick. Ideal for mobile lighting on location so that you can go anywhere and position the light in any way you need. The innovative central pole spring locking design equipped in the side of pole which allows effortless twist-to-lock the pole inside the base. The central pole will be locked firmly until the spring release button is pressed.

More features:

1. Aluminum die-casting riser and stainless heli-coil insert provides a durable thread hole.
2. Aluminum die-casting knob with stainless steel bolt for a long-lasting clamping operation.
3. A sizable brake shoe to ensure positive lock off.
4. Assembled by nuts & bolts instead of fixed rivets for easier maintenance and tightness.



YOUTUBE
KUPO SNAP STAND
(CLICK STAND SERIES)
(090 & 121)



5/8"(16mm) receiver with 5/8"(16mm) spigot

Aluminum locking collar and knob

Nuts and bolts



A clever interlocking mechanism allows the user to fold the stand flat and simply click it to another.

090
9ft Click Stand W/ Removable Center Column

9ft Click Stand with 2 riser , 3 sections
 Dia.35mm, 30mm, 25mm
 Leg Dia. 22mm


L	H	h	W	FWD	MAX	T
106cm 41.7"	277cm 9 feet	122cm 48"	2.7kg 5.95lbs	110cm 43.3"	10kg 22lbs	S2

121
12ft Click Stand W/ Removable Center Column

12ft Click Stand with 3 riser , 4 sections
 Dia.35mm, 30mm, 25mm, 20mm
 Leg Dia. 22mm


L	H	h	W	FWD	MAX	T
107cm 42.1"	366cm 12 feet	127.5cm 50"	3kg 6.6lbs	110cm 43.3"	9kg 19.8lbs	A

Telescopic central pole of 090:



L	H	W
100cm 39.4"	255cm 100.4"	1.5kg 3.3lbs

Telescopic central pole of 121:



L	H	W
105cm 41.5"	347cm 136"	1.77kg 4lbs

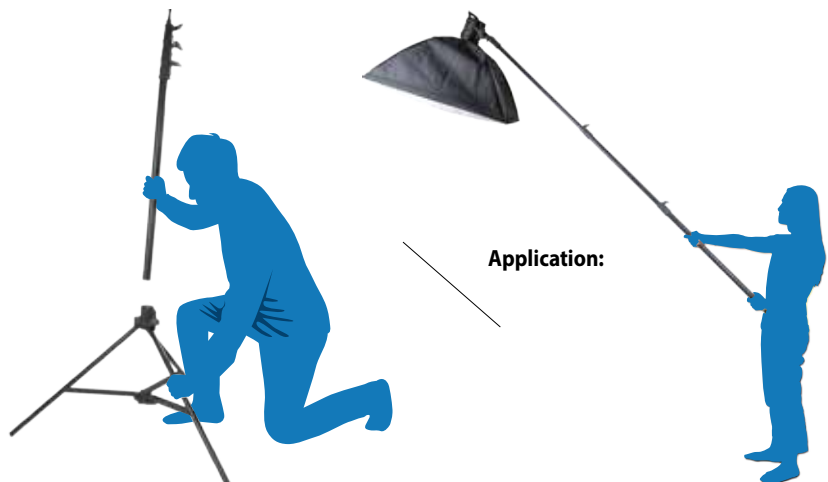
More Features:



Central column can be detached from the base.



Release button



Application:

CLICK STAND BAG

Made of sturdy 1,000 D Cordura Nylon with a moderately padded interior, Kupo light stand bags are made to store or carry your light stands on location with ease. The adjustable wide shoulder strap allows comfortable hand-free carrying over the shoulder. The additional handles make it easy to carry the bag horizontally when you have a backpack full of gear. The sturdy dual zipper can be placed in either the open or closed position. The wrap-around zipper provides a large opening making it easy to get stands in and out of the bag. A great bag to handle all of your light stand needs.



KSB-030 Click Stand Bag (Small) **W** 770g / 1.71lbs

Allows up to 4 Kupo Click stands up to 89cm (35").
Interior Dimensions: 35.43 x 7.09" (L: 90 x D: 18cm)

KSB-036 Click Stand Bag (Large) **W** 840g / 1.86lbs

Allows up to 3 Kupo Click stands up to 107cm (42.1").
Interior Dimensions: 43.31 x 7.87" (L: 110 x D: 20cm)

More features:

1. Padded on the top and bottom helps keep your stands protected.
2. Additional inner pouch provides extra space for storing accessories.
3. The additional handles make it easy to carry the bag horizontally.
4. A pull strap at the bottom of the bag for easy removal from overhead bins.



YOUTUBE
KUPU CLICK STAND
& SNAP STAND BAGS
(KSB-030 & KSB-036)





YOUTUBE
KUPO UNIVERSAL
STAND (198)



198 Universal Stand / 198AC w/Air Cushion

3 risers, 4 sections.
Dia.: 35mm, 30mm, 25mm, 20mm
Leg Dia.: 22mm
Aluminum material

107cm 42.1"	385cm 151.6"	114cm 44.9"	2.44kg 5.38lbs	110cm 43.3"	9kg 19.8lbs	T	KC-080R (Optional)



194 Midi-Baby Kit Stand

3 risers, 4 sections
Dia.: 35mm, 30mm, 25mm, 20mm
Leg Dia.: 22mm
Aluminum material / Welded stand top

90cm 35.43"	315cm 124"	89.5cm 35.23"	2.4kg 5.3lbs	96cm 37.7"	9kg 19.8lbs	A	KC-080R (Optional)



YOUTUBE
KUPO BABY
KIT STAND (195)



195 Baby Kit Stand

3 risers, 4 sections.
Dia.: 35mm, 30mm, 25mm, 20mm
Leg Dia.: 22mm
Aluminum material
Welded stand top

107cm 42.1"	385cm 151.6"	125.8cm 49.5"	2.48kg 5.47lbs	110cm 43.3"	9kg 19.8lbs	A	KC-080R (Optional)



YOUTUBE
KUPO BABY KIT STAND W/
SQUARE TUBULAR LEGS (195S)



195S Baby Kit Stand W/ Square Tubular Legs

3 risers, 4 sections.
Dia.: 35mm, 30mm, 25mm, 20mm
Leg size.: 22mm x 22mm
Aluminum material
With 1 leveling leg
Welded stand top

108cm 42.5"	400cm 157.5"	124cm 48.9"	3.3kg 7.28lbs	112cm 44.1"	10kg 22lbs	A

169M Class Stand

2 risers, 3 sections.
 Dia.: 35mm, 30mm, 25mm
 Leg Dia.: 22mm
 Aluminum material
 w/KS-017 Universal 16mm light stud.

L	H	b	W	max	max	T	C
101cm 39.8"	290cm 114.2"	100cm 39.37"	2.2kg 4.8lbs	109cm 42.9"	10kg 22lbs	S	KC-080R (Optional)



175M Shorty Stand

3 risers, 4 sections.
 Dia.: 35mm, 30mm, 25mm, 20mm
 Leg Dia.: 22mm
 Aluminum material
 w/KS-017 Universal 16mm light stud.

L	H	b	W	max	max	T	C
70cm 27.6"	213cm 83.9"	70.5cm 27.8"	1.83kg 4.03lbs	73cm 28.74"	9kg 19.8lbs	S	KC-080R (Optional)



YOUTUBE
KUPO BABY
KIT STAND (193)




193 Medium Baby Kit Stand w/Square Tubular Legs

3 risers, 4 sections
 Dia. 35mm, 30mm, 25mm, 20mm
 Leg size: 22mm x 22mm
 Aluminum material
 With one leveling leg
 With welded stand top

L	H	b	W	max	max	T
88cm 34.6"	288cm 113"	87cm 34.3"	2.5kg 5.5lbs	88cm 34.6"	10kg 22lbs	A



Japanese type stands features an I.D. 17.5 mm female receiver top attachment of stands.



Clever interlocking mechanism that allows to fold stand flat and click it to another.

070AC-J Mini Click Stand w/ Air Cushion - J Type

7 ft Mini Click stand with 3 risers, 4sections

Dia. 1", 7/8", 3/4", 5/8"

Leg dia.: 3/4"

Aluminum material, Black anodized

L	H	h	W	Wt	max	T
72cm 28.35"	215cm 7 feet	77cm 30.31"	1.1kg 2.42lbs	70cm 27.56"	4kg 8.8lbs	J

080AC-J Midi Click Stand w/ Air Cushion - J Type

8 ft Midi Click stand with 2 risers, 3 sections

Dia. 1", 7/8", 3/4"

Leg dia.: 3/4"

Aluminum material, Black anodized

L	H	h	W	Wt	max	T
91cm 35.83"	246cm 8 feet	107.5cm 42.32"	1.3kg 2.86lbs	109cm 42.9"	5kg 11lbs	J

121-J Grant Snap Stand - J Type

12 ft Grant Snap Stand with 3 riser , 4 sections

Dia.35mm, 30mm, 25mm, 20mm

Leg Dia. 22mm

Aluminum material, Black anodized

L	H	h	W	Wt	max	T
108cm 42.52"	382cm 12 feet	127cm 50"	3.1kg 1.22lbs	110cm 43.3"	9kg 19.8lbs	J



Aluminum locking collar and knob



bolts and nuts



Central column allowed to be detached from the base.



3 risers, 4 sections.
Dia.: 35mm, 30mm, 25mm, 20mm
Leg dia.: 22mm
Welding stand top

135MB-J Midi-Max Kit Stand - J Type

Steel material, Black powder coated

L	H	h	W	Wt	max	T	C
97cm 38.2"	339cm 133.4"	111cm 43.7"	6kg 13.2lbs	104cm 40.9"	9.98kg 22lbs	J	KC-080R (Optional)

194-J Midi-Baby Kit Stand - J Type

Aluminum material, Black anodized

L	H	h	W	Wt	max	T	C
90cm 35.43"	315cm 124"	100cm 39.3"	2.4kg 5.3lbs	96cm 37.7"	9kg 19.8lbs	J	KC-080R (Optional)

195-J Baby Kit Stand - J Type

Aluminum material, Black anodized

L	H	h	W	Wt	max	T	C
107cm 42.13"	381cm 150"	126cm 49.6"	2.42kg 5.34lbs	112cm 44.1"	9kg 19.8lbs	J	KC-080R (Optional)

195S-J Baby Kit Stand w/ Square Legs - J Type

Aluminum material, Black anodized / With 1 leveling leg (22 x 22mm)


L	H	h	W	Wt	max	T
107cm 42.13"	382cm 150"	125cm 49.2"	3.3kg 7.28lbs	112cm 44.1"	10kg 22lbs	J



356-A2816
28mm to 16mm adapter
is supplied with 356 stand
(optional to 355 stand)
Weight: 40g (1.41oz)



Detachable adapter for
converting junior receiver
(28mm) to baby receiver
(16mm) is included.



May stand alone with
legs folded.

356 Universal Floor Stand

Low profile, lightweight compact folding floor stand. Constructed with anodized aluminum legs and central column with die-casting leg mounts. Designed for a 28mm spigot, or a 16mm spigot with supplied adapter.

					
35.1cm 12.4"	13cm 5.12"	1.07kg 2.35lbs	60cm 23.6"	10kg 22lbs	US



Junior receiver w/
extension tube.



Folds for storage & travel.



YOUTUBE
KUPO RUNWAY
BASE STAND (350)

350 Runway Base Stand

The chrome plated steel Runway Base Stand is a low rolling stand base designed to work with large lighting fixtures. Adding an extension column to the junior 1-1/8"(28mm) receiver can easily create a mobile rolling stand. The leg design allows the Runway Base to be folded parallel to one another for easy storage and transportation.

				
26cm 10.2"	5.2kg 11.4lbs	75cm 29.5"	70kg 154.3lbs	U

The Kupo 340 Roller Base Stand with wheels is specifically designed for lighting fixtures that need to be placed in low positions. Features a quick-release locking system equipped on each leg for folding and unfolding the stand within seconds. It also comes with a universal stand top that allows it to fit into any fixture. Comes with a junior pin or baby receiver. Meanwhile, your own rolling stand is available by simply adding a century stand column into the junior receiver (28mm socket). One leg is supplied with a leveling device for adjusting the stand on uneven ground. One extendable leg (additional 12cm / 4.7") is designed for allowing an increase to the loading capability while connecting a boom arm.



YOUTUBE
KUPO ROLLER
STAND BASE (340)



Pull spring locking device to release.



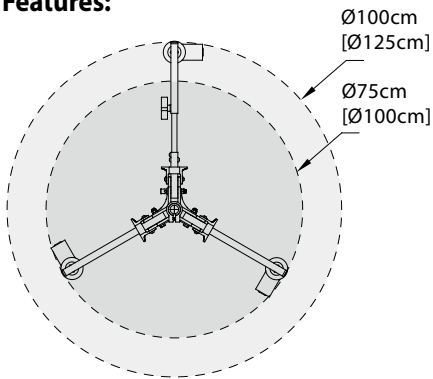
Push down the leg to lock.

340 Roller Stand Base

- 1 leveling leg
- 1 extendable leg (additional 12cm)
- Quick-action spring / Locking system

L	H	W	g	max	T
35.5cm 14"	36.5cm 14.4"	5.4kg 12lbs	75cm 29.5"	40kg 88lbs	V

Features:



Additional 12cm / 4.7" extended (one leg).



Quick-action spring locking system.



Quick-action folding legs.



Leveling leg (one leg).



Low profile base for easy positioning.



Universal stand top.

Steel column roller stand with the braked wheel allows you to get your lights mobile in the studio or on location with ease and convenience. It features an 8ft chrome plated steel tube and a spring-loaded sliding arm which can be mounted with a lighting fixture, camera, Tethermate or anything with baby pin/receiver. The height of the sliding arm can be quickly adjusted with only one hand from floor level to the top of column. The fold-away base with wheels can be removed easily to facilitate storage or transport.

390M Steel Column Roller Stand (included 1pcs KS-190)

Dia. 35mm
 1 leveling leg
 1 extendable leg (additional 12cm / 4.7")
 Chrome Plated Steel
 Sliding Arm included
 8ft (240cm) high column assembled by two 4ft (120cm) high columns.

				
124cm 48.9"	260cm 102.4"	8.8kg 19.4lbs	100cm 39.37"	8kg 17.6lbs



KD-C25P cable clip x 1 pc included.



KS-190

The spring-loaded sliding arm comes with a 5/8" baby stud which allows mounting of a light that can be glided into position easily with only one hand. Designed to fit onto the Kupo 390M steel column stand or any column of 35mm diameter.



Allows for additional arms (sold separately) ▶

5/8" baby pin with 1/4"-20 male thread fits ▶ most monolight heads.

Fold-away base for easy storage and transportation. ▼

Braked wheels for smooth movement and security. ▶

◀ Spring-loaded trigger sliding arm makes it easy for height adjustability.

◀ The floor low position.



8ft (240cm) steel column assembled with two 4ft (120cm) columns via an allen wrench screw. ▶

346M Junior Boom Roller Stand

3 riser, 4 section
 Dia. 45, 40, 35, 30mm
 1 leveling leg
 1 extendable leg (additional 12cm / 4.7")
 Black steel base, Chrome steel sections
 Features pivoting collar allows for use either as a standard light stand or boom

L	H	b	W	max	max	T
173cm 68.2"	380cm 149.6"	183cm 72"	15.6kg 34.4lbs	100cm 39.37"	30kg 66lbs	V



YOUTUBE
KUPO 2-SCT LOW BASE
WIND-UP STAND (382M)



382M 2 SCT Low Base Wind-up Stand

1 riser, 2 section
 Dia. 55, 45mm
 1 leveling leg
 1 extendable leg (additional 12cm / 4.7")
 Black steel base, Chrome steel sections

L	H	b	W	max	max	T
115cm 45.28"	190cm 74.8"	130cm 51.19"	14.1kg 31lbs	100cm 39.37"	35kg 77lbs	UE

370M Lowboy Junior Roller Studio Stand

2 riser, 3 section
 Dia. 45, 40, 35mm
 1 leveling leg
 1 extendable leg (additional 12cm / 4.7")
 Black steel base
 Chromed plated steel section (45mm)
 Anodized aluminum sections (40 & 35mm)

L	H	b	W	max	max	T
71cm 27.95"	120cm 47.24"	81cm 31.89"	7.8kg 17lbs	75cm 29.52"	25kg 55lbs	V





360M Aluminum Studio Stand

2 riser, 3 section
 Dia. 35, 30, 25mm
 1 leveling leg
 1 extendable leg (additional 12cm / 4.7")
 Black steel base, black anodized
 Aluminum sections

L	H	W			T
126cm 49.6"	296cm 116.5"	7.0kg 15.4lbs	100cm 39.37"	15kg 33lbs	V



380M Steel Studio Stand

1 riser, 2 section
 Dia. 35, 30mm
 1 leveling leg
 1 extendable leg (additional 12cm / 4.7")
 Black steel base,
 Chrome steel sections

L	H	W			T
110cm 43.3"	203cm 80"	7.8kg 17lbs	75cm 29.5"	20kg 44lbs	V

300M High Junior Roller Stand

3 risers, 4 sections.
 Dia.: 45mm, 40mm, 35mm, 30mm
 Leg: 25mm x 25mm
 Chrome plated steel
 with KC-100S caster
 Spring cushioned

L	H	b	W			T
142cm 55.9"	428cm 168.5"	148cm 58.3"	14.9kg 32.8lbs	129cm 50.8"	40kg 88.2lbs	V

May stand alone with legs folded.



YOUTUBE
 KUPO HIGH ROLLER
 STAND (300M)



YOUTUBE
 KUPO BABY ROLLER
 STAND (320M)



320M Baby Roller Stand

2 risers, 3 sections.
 Dia.: 35mm, 30mm, 25mm
 Leg: 22mm x 22mm
 Chrome plated steel
 with KC-080S caster

L	H	b	W			T
114cm 44.9"	270cm 106.3"	124cm 48.8"	7.48kg 16.49lbs	106cm 41.7"	12kg 26.5lbs	A



330M High Baby Roller Stand

3 risers, 4 sections.
 Dia.: 40mm, 35mm, 30mm, 25mm
 Leg: 22mm x 22mm
 Chrome plated steel
 with KC-080S caster

L	H	b	W			T
130cm 51.2"	420cm 165.4"	138cm 54.3"	10kg 22lbs	110cm 43.3"	12kg 26.5lbs	A

135M Midi-Max Kit Stand

3 risers, 4 sections.
 Dia.: 35mm, 30mm, 25mm, 20mm
 Leg Dia.: 22mm
 Chrome plated steel

L	H	h	W	F	↓	T	C
105cm 41.3"	350cm 137.8"	98cm 38.6"	5.6kg 12.3lbs	104cm 40.9"	13kg 28.7lbs	A	KC-080R (Optional)



145M Heavy Duty Baby Stand

3 risers, 4 sections.
 Dia.: 35mm, 30mm, 25mm, 20mm
 Leg Dia.: 22mm
 Chrome plated steel

L	H	h	W	F	↓	T	C
115cm 45.3"	400cm 157.5"	135cm 53.1"	6.5kg 14.3lbs	120cm 47.2"	13kg 28.7lbs	A	KC-080R (Optional)

155M High Baby Stand

3 risers, 4 sections.
 Dia.: 35mm, 30mm, 25mm, 20mm
 Leg: 22mm x 22mm with 1 leveling leg
 Chrome plated steel

L	H	h	W	F	↓	T
107cm 42.1"	420cm 165.4"	117.5cm 46.3"	8.0kg 17.6lbs	137cm 53.9"	25kg 55.1lbs	A



YOUTUBE
 KUPO HIGH BABY
 STAND (155M)

227MB Master Combo Alu Senior - Black

2 risers, 3 sections.
 Dia.: 35mm, 30mm, 25mm
 Leg Dia.: 22mm
 With 1 leveling leg
 Aluminum material



YOUTUBE
 KUPO COMBO
 ALU SENIOR STAND (227M)

L	H	h	W	max	max	T	C
122cm 48"	315cm 124"	118cm 46.5"	4.65kg 10.25lbs	118cm 46.5"	12kg 26.5lbs	v	KC-080R (Optional)



228 Master Combo Stand - Silver

1 riser, 2 sections.
 Dia.: 35mm, 30mm
 Leg dia.: 22mm
 With 1 leveling leg
 Chrome plated steel
 Spring cushioned

L	H	h	W	max	max	T	C
122cm 48"	230cm 90.6"	112cm 44.1"	8.9kg 19.62lbs	118cm 46.5"	30kg 66.1lbs	v	KC-080R (Optional)

228MB Master Combo Stand w/ Caster - Black

1 riser, 2 sections.
 Dia.: 35mm, 30mm
 Leg dia.: 22mm
 With 1 leveling leg
 Black powder coated steel with KC-080R caster
 Spring cushioned

L	H	h	W	max	max	T	C
122cm 48"	230cm 90.6"	112cm 44.1"	8.98kg 19.7lbs	118cm 46.5"	30kg 66.1lbs	v	



YOUTUBE
KUPO MASTER COMBO
HD STAND (226M)

226MB Master Combo HD Stand-Black

2 risers, 3 sections.
Dia.: 40mm, 35mm, 30mm
Leg Dia.: 22mm
with 1 leveling leg
Spring cushioned
Powder coated steel

132cm 52"	340cm 133.9"	112.5cm 48.2"	10kg 22lbs	138cm 54.3"	40kg 88.2lbs	V	KC-080R (Optional)

226M Master Combo HD Stand-Silver

2 risers, 3 sections.
Dia.: 40mm, 35mm, 30mm
Leg Dia.: 22mm
with 1 leveling leg
Spring cushioned
Chrome plated steel

132cm 52"	340cm 133.9"	112.5cm 48.2"	10kg 22lbs	138cm 54.3"	40kg 88.2lbs	V	KC-080R (Optional)



YOUTUBE
KUPO MASTER
CINE STAND (542M)



542M Master Cine Stand-Silver
542MB Master Cine Stand-Black

2 risers, 3 sections.
Dia.: 45mm, 40mm, 35mm
Leg : 25mm x 25mm
With 1 leveling leg
Silver: Chrome Plated Steel
Black: Powder Coated Steel

143cm 56.3"	350cm 137.8"	139.5cm 54.9"	11.1kg 24.4lbs	138cm 54.3"	40kg 88.2lbs	KC-100S (Optional)

543M Master High Cine Stand-Silver
543MB Master High Cine Stand-Black

3 risers, 4 sections.
Dia.: 45mm, 40mm, 35mm, 30mm
Leg: 25mm x 25mm
With 1 leveling leg
Silver: Chrome Plated Steel
Black: Powder Coated Steel

150cm 59.0"	445cm 175.1"	149cm 58.7"	12.5kg 27.5lbs	140cm 55.1"	40kg 88.2lbs	KC-100S (Optional)

546M K-Stand - Junior Boom Stand

3 Risers 4 sections
 Dia.: 45mm, 40mm, 35mm, 30mm
 Leg: 25 x 25mm
 Chrome Plated Steel
 With one leveling leg

							
160cm 63"	510cm 200"	166cm 65.4"	16.1kg 35.49lbs	134cm 52.8"	30kg 66lbs	V	KC-100S (Optional)


Kupo 546M K-stand is a Junior Boom Stand with one leveling leg. In addition to being a standard light stand for general use, it can easily be converted into a junior boom arm by pulling the central tube out from the stand. Constructed with chrome plated steel, square-end legs and a strong pivoting collar, the Kupo K-Stand offers stable support for a medium sized light fixture with a softbox or umbrella. One leveling leg is also equipped to stabilize the load on uneven terrain. The optional casters, KC-100S can be added for easy rolling of the stand.



Pivoting collar with adjustable lever handle allows the K-Stand to be easily used either as a standard light stand or boom.



The neck with dia. 14mm hole in the end of tube for counterweight.



Standard Light Stand

Boom Arm Stand

Min Extension: 155cm (61")
 Max Load: 30kg (66lbs)


Max Extension: 280cm (110")
 Max Load: 8kg (17.6lbs)



YOUTUBE
KUPO JUNIOR BOOM
STAND (546M)



Triple function stand top with junior receiver, baby pin and baby receiver.



Downward position for baby stud.



Upright position for baby stud.

185M Low Mighty Baby Stand

2 risers, 3 sections
 Dia. 35mm, 30mm, 25mm
 Leg: 22mm x 22mm
 Chrome plated steel
 With 1 leveling leg
 Designed to be used with a heavy fixture placed at low level.



YOUTUBE
KUPO LOW MIGHTY
BABY STAND (185M)

L	H	h	W	max	max	T
57cm 22.4"	101cm 39.8"	56.6cm 22.3"	3.7kg 8.15lbs	48cm 18.9"	15kg 33lbs	A



310M Low Mighty Stand

2 risers, 3 sections.
 Dia.: 45mm, 40mm, 35mm
 Leg: 25mm x 25mm
 Chrome plated steel
 With 1 leveling leg



YOUTUBE
KUPO LOW MIGHTY
STAND (310M)

L	H	h	W	max	max	T	C
92cm 36.2"	205cm 80.7"	90cm 35.4"	8.0kg 17.6lbs	104cm 40.9"	35kg 77.2lbs"	V	KC-100S (Optional)

186M Short Low Mighty Stand

2 risers, 3 sections
 Dia.35mm, 30mm, 25mm
 Leg: 22mm x 22mm
 Chrome plated steel
 With 1 leveling leg
 Designed to be used with a heavy lighting fixture placed at low level.

L	H	h	W	max	max	T
57cm 22.4"	101cm 39.8"	64.5cm 25.4"	4.5kg 10lbs	48cm 18.9"	15kg 33lbs	V



473B Tall Stand-Black

2 risers, 3sections.
 Dia.: 35mm, 30mm, 25mm
 Leg Dia.: 22mm
 With 1 leveling leg
 Powder coated steel
 Spring cushioned

Ideal smaller footprint for tighter spaces.
 Lightweight for easier transportation.

L	H	h	W	WTD	↓ max	T
155cm 61"	380cm 149.6"	149.5cm 58.9"	11.5kg 25.35lbs	102cm 40.2"	25kg 55lbs	V

653M Steel Senior Stand

3 risers, 4sections.
 Dia.: 50mm, 45mm, 40mm, 35mm
 Leg Dia.: 30mm
 With 1 leveling leg
 Chrome plated steel

L	H	h	W	WTD	↓ max	T
155cm 61"	477cm 187.8"	152cm 59.8"	16.4kg 36.1lbs	174cm 68.5"	45kg 99.2lbs	V

Kupo wind-up stands are constructed with chrome plated steel and a geared column that enables a single operator to raise and lower heavy loads safely with just the turn of a handle. Both risers extend simultaneously at one elevation of 4.4cm per handle turn. The unique automatic self-locking mechanism is equipped to prevent the light stand from dropping unexpectedly making the operation safer. All metal parts are made of stainless steel making our wind-up stands more robust, sturdy, and with excellent resistance to corrosion.

PATENTED

The safety pin will automatically insert into the hole in the tube when the wind-up is used.

FEATURES OF WIND-UP STAND:



LOCK POSITION

The safety pin will insert automatically into the hole in the tube when the wind-up engages.



UNLOCK POSITION

The stand top is mounted by a steel bolt through the top tube that insures sturdy and solid assembly.



UNLOCK POSITION

The inside spring will bring the safety pin back.



The crank handle folds back for travel. It also can be placed in between tripod legs to prevent the risers from falling accidentally if the lock is unexpectedly disengaged.



The tension of the brake shoe can be adjusted with an Allen wrench.



Velcro is supplied for better cable management.



Top section tube can be adjusted by stepping on the foot step.



By using the leveling leg the stand can be quickly leveled on uneven terrain.



Bright color warning sticker for safety operation.



Casters are optional for easily moving the stand. The stand foot is rugged zinc-casting. Dia.: 100mm with brake and M10 attachment. There are three in a set. (KC-100)



483-BP Base Plate
Optional accessory to be used when the stand has to be secured to the floor for safety reasons. Compatible with stand models: 481, 482T, 483T and 470. (Set of 3)



YOUTUBE
KUPO 3 SECTION
WIND UP STAND (483T)

483T
3 SCT Wind-Up Stand
w/Auto Self-Locking Device Silver

3 sections. Dia.: 55mm, 45mm, 38mm. Leg Dia.: 30mm. 2 risers extend simultaneously at one elevation of 4.4cm per handle turn. Safety cable ensures simultaneous retrieval of all sections. Chrome plated steel stand w/geared column. With 1 leveling leg.

L	H	h	W	W	T	T	C
181cm 71.3"	380cm 149.7"	172.5cm 67.9"	22.8kg 50.2lbs	128cm 50.4"	30kg 66.1lbs	v	KC-100 (Optional)



483BT
3 SCT Wind-Up Stand
w/Auto Self-Locking Device Black

3 sections. Dia.: 55mm, 45mm, 38mm. Leg Dia.: 30mm.
2 risers extend simultaneously at one elevation
of 4.4cm per handle turn.
Safety cable ensures simultaneous retrieval of all sections.
Powder coated steel stand w/geared column.
With 1 leveling leg.

L	H	h	W			T	C
181cm 71.3"	380cm 149.7"	172.5cm 67.9"	22.8kg 50.2lbs	128cm 50.4"	30kg 66.1lbs	v	KC-100 (Optional)

483SH
Short 3 SCT Wind-Up Stand

3 sections. Dia.: 55mm, 45mm, 38mm Leg Dia.: 30mm
2 risers extend simultaneously at one elevation
of 4.4cm per handle turn.
Safety cable ensures simultaneous retrieval of all sections.
Chrome plated steel stand w/ geared column.
With 1 leveling leg

L	H	h	W			C	T
152cm 59.84"	262cm 103.14"	132cm 51.96"	18.8kg 41.36lbs	128cm 50.4"	30kg 66lbs	KC-100 (Optional)	v

482T 2 SCT Wind-Up Stand

1 riser, 2 sections.
 Elevation: 2.2cm per handle turn
 Dia.: 55mm, 45mm
 Leg dia.: 30mm
 With 1 leveling leg
 Auto Self-Locking device
 Chrome plated steel with geared column

L	H	b	W	max	max	C	T
160cm 63"	245cm 96.5"	145cm 57"	18.1kg 40lbs	128cm 50.4"	45kg 99.2lbs	KC-100 (Optional)	UE



481 2 SCT Wind-Up Followspot Stand

1 riser, 2 sections.
 Elevation: 2.2cm per handle turn
 Dia.: 55mm, 45mm
 Leg dia.: 30mm
 With 1 leveling leg
 Auto Self-Locking device
 Chrome plated steel with geared column

L	H	b	W	max	max	C	T
110cm 43.3"	145cm 57.1"	91cm 35.8"	13.6kg 30lbs	110cm 43.3"	50kg 110.2lbs	KC-100 (Optional)	UE

470 Followspot Stand

1 riser, 2 sections.
 Dia.: 50mm, 40mm
 Leg dia.: 30mm
 With 1 leveling leg
 Chrome plated center post
 Memory collar

L	H	b	W	max	max	C	T
109cm 43"	147cm 57.9"	92cm 36.2"	7.58kg 16.7lbs	110cm 43.3"	40kg 88.2lbs	KC-100 (Optional)	UE

Features a mechanical lifting assist with a hand-crank and an auto-locking safety system that enables a single operator to lift heavy loads with precision and confidence. The center tube, legs and U-shape struts are constructed from stainless steel with top two chrome plated steel sections for extra stability and allows the safety loading weight up to 80kg / 176.3lbs.

PATENTED

The safety pin will automatically insert into the hole in the tube when the wind-up is used.

FEATURES OF HEAVY DUTY WIND-UP STANDS:



For attaching to the eyelets of stand to tether the top of stand to ground with the ropes. (Optional)

RS-RR3807 | Rope Ratchet Tie Down

The rope is braided by polyester which is 3/8" (9.5mm) in diameter and 23' (7M) in length.



28mm socket with 3 side holes for wind bracing kit.



Auto Self-Locking Device stops unexpected drop off, and makes operation safer.



Solid and strong handle with slip-free design.



Larger foot step with skidproof texture design.



U-shaped struts are made of stainless steel for extra stability and safety.



KC-150 industry 6" braked caster with angle adjustable plate allows 484 to securely stand on the ground when the caster is removed.



484 Heavy Duty Wind-Up Stand with Braked Caster

3 sections., Dia.: 70mm, 60mm, 50mm
 Leg Dia.: 35mm
 2 risers extend simultaneously at one elevation of 4.4cm per handle turn.
 Top 2 sections: Chrome plated steel
 Center tube & legs: Stainless steel
 With 1 leveling leg
 With Auto Self-Locking Device
 With Braked Caster

L 196cm 77.2"	H 386cm 152"	h 179cm 70.5"	W 39kg 86lbs	FWD 180cm 70.9"	MAX 80kg 176.3lbs	T UW
----------------------------	---------------------------	----------------------------	---------------------------	------------------------------	--------------------------------	----------------



484



485



485

Heavy Duty Wind Up Low Base Stand w/ Braked Caster

3 sections., Dia.: 70mm, 60mm, 50mm
 Leg Dia.: 35mm
 2 risers extend simultaneously at one elevation of 4.4cm per handle turn.
 Top 2 sections: Chrome plated steel
 Center tube & legs: Stainless steel
 With 1 leveling leg
 With Auto Self-Locking Device
 With Braked Caster

L 156cm 61.4"	H 270cm 106"	b 140.5cm 55.31"	W 34kg 75lbs	W 130cm 51.2"	W 80kg 176.3lbs	T UW
----------------------------	---------------------------	-------------------------------	---------------------------	----------------------------	------------------------------	----------------

The Kupo Jumbo Stand, made from chrome plated steel, is specifically designed to satisfy the industry's requirement for extra heavy loads with the ultimate of safety in mind. The Kupo Jumbo Stand can support a load capacity up to 70kg (154lbs) and delivers a maximum working height of 6.1m (20') when fully extended. Features Kupo's direct drive gear mechanism and auto-locking instead of pulleys and cables.

Features:

1. Large size T-handle on each riser is ergonomically design for maximum torque.
2. 28mm (1-1/8") junior receiver with 3 eyelets for wind bracing kit.
3. Dual handle equipped on bottom spider casting for easily folding the base.
4. Leg brace is made of rectangular steel tubing for maximum stability and safety.
5. Auto self-locking device prevents unintentional and uncontrolled lowering of the load.
6. Industry 6" (152mm) braked caster included makes stand moveable in the studio or on location.
7. Assembled by nuts and bolts for easier maintenance and tightness adjustable instead of fixed rivet.



28mm (1-1/8") junior receiver with 3 side hole for wind bracing kit.



Large size T-handle on each riser is ergonomically design for maximum torque.



Extension limit marking on each section



Dia.6mm x 10M nylon rope with stainless spring hook are included for attaching to the eyelets of stand to tether the top of stand to the ground (set of 3).



Auto self-locking device prevents unintentional and uncontrolled lowering of the load.



The detachable ratcheted crank handle prevents damage and reduces protrusions during transportation or storage.



RS-RR3807 | Rope Ratchet Tie Down

The rope is braided by polyester which is 3/8" (9.5mm) in diameter and 23' (7M) in length.

For attaching to the eyelets of stand to tether the top of stand to ground with the ropes. (Optional)



Leg brace is made of rectangular steel tubing (30x30mm) for maximum stability and safety.



Dual handle equipped on bottom spider casting for easily folding the base.



Industry 6" (152mm) braked caster included makes stand moveable in the studio or on location.



The unique gear machinery design keeps the caster that allows moving the stand easy with base closed.

756 Jumbo Stand w/ Braked Wheel

4 risers, 5 sections.

Leg: 30 x 30mm

Chrome plated steel stand with braked wheels

Dia. 90mm, 80mm, 70mm, 60mm, 50mm

Wind bracing kit

L
2.3m
7.54'

H
6.1m
20'

h
1.93m
6.33'

W
71kg
156lb

h
2.1m
7'

W
70kg
154lbs

T
UW

C
KC-1605



744 Jumbo Stand - 4 sections

3 risers, 4 sections
 Chrome plated steel stand with braked wheels
 Dia. 90mm, 80mm, 70mm, 60mm
 Leg: 30 x 30mm

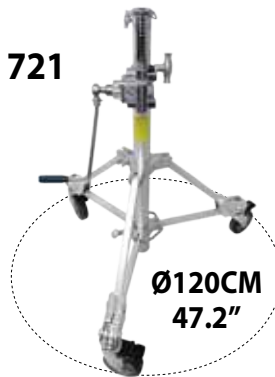
L 2.1m 82.68"	H 4.7m 185"	h 1.72m 67.7"	W 62kg 136lb	FWD 2.1m 7'	↓ 70kg 154lbs	T UW	C KC-160S
----------------------------	--------------------------	----------------------------	---------------------------	--------------------------	----------------------------	----------------	---------------------



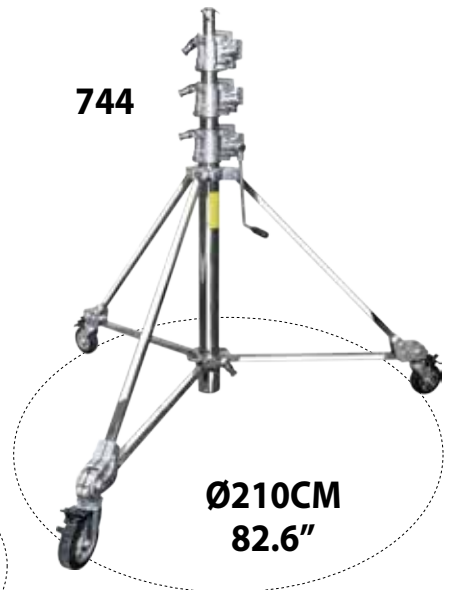
Dia. 6mm x 10M nylon rope with stainless spring hook are included for attaching to the eyelets of stand to tether the top of stand to the ground (set of 3).



721



744



721 Jumbo Stand -2 sections

1 riser, 2 sections
 Leg: 30 x 30mm
 Aluminum legs with chrome steel column
 Dia. 70mm; 60mm

L 127.5cm 50.2"	H 172cm 67.7"	h 108cm 42.52"	W 31.55kg 63.1lbs	FWD 120cm 47.2"	↓ 100kg 220lbs	T UW	C KC-160S
------------------------------	----------------------------	-----------------------------	--------------------------------	------------------------------	-----------------------------	----------------	---------------------

The Kupo Slider Stand combines perfect build quality, weight and solid footing to give perfect support for heavier cameras and heavy-duty sliders. The working height from 58cm (22.83") to 115cm (45.27") also gives a perfect height range for dolly work. It comes with two lazy legs for easy leveling on uneven terrain, such as hills, mountainsides, rocky environments, and stairs. The 28mm (1-1/8") junior receiver is welded directly to the top section makes the stand top sturdy. Even though it's designed as a slider stand, the 161MB is versatile and can be used as a low mighty stand for a lighting fixture. And anything in a low configuration can mount virtually with adapters. And the junior(28mm) to baby (16mm) stud (KS-200) is recommended to mount any equipment comes with a baby (16mm) receiver on Kupo slider stand.



**YOUTUBE
KUPO SLIDER
STAND [161MB]**



161MB Slider Stand-Black

1 riser, 2 sections / Dia. 45mm, 40mm
Leg: 25 x 25mm / With two leveling leg
Powder coated steel stand

L	H	h	W	Kg	lbs	T	C
68cm 26.80"	115cm 45.27"	58cm 22.83"	5.8kg 12.76lbs	80cm 21.50"	36kg 79.2lbs	U	KC-100M (Optional)



Memory collar is equipped for quick setup, remembering the height from the previous setup.



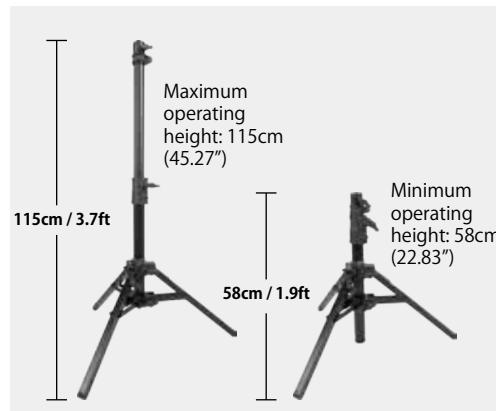
Bubble level is attached for easily indicating whether the stand is in upright position.




**KSB-161
Stand Bag for 161MB**

The bag is made to store or carry one slider stand on location with ease (Optional).

Application



The Universal Track End is especially designed for Sliders and Dollies. It features a 2"(48-50mm) rail in diameter. The TVMP adapters at the center of the bracket allows mounting to any lighting stands that come with a baby stand or junior receiver. The U-shaped structure also allows the brackets to free-stand on the floor for low-angle shooting. (Set of 2)



Two adjustable rail holders

KS-161 Universal Track End **W** 3.3kg / 7.26lbs

More features:

- Two adjustable rail holders offer a useable distance between the rails (center to center) from 19.7cm(7.75") to 40.2cm(15.83").
- Additional M10 holes are drilled into each end of the bracket for enhanced stability by mounting the couplers on with the pipes.



On the floor

Constructed from black powder coated steel, the Kupo 360 Spherical Camera stand features a small footprint with a telescopic pole mimized the view obstruction in different stature of shooting in 360. The counterweight can be easy mounted on the 3/8" threaded female drilled on the bottom of the telescopic pole that offer a great stability helps preventing it from toppling over on the uneven ground or when there's a stiff breeze. Central column is allowed to be detachable from the base. It can be used as a boom or rigged by overhead usage. Cable can run through central column and come out at the bottom.



YOUTUBE
KUPO
360 SPHERICAL
CAMERA STAND
(160MB)

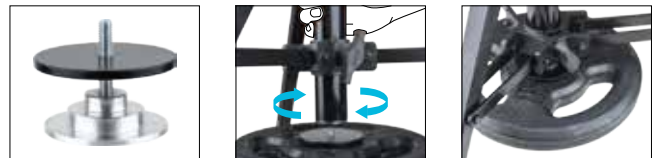
160MB 360 Spherical Camera Stand

1 riser, 2 sections / Dia. 45mm, 40mm
 Leg: 25 x 25mm / Powder coated steel stand
 Three leveling leg

L	H	h	W	max	T
101cm	165cm	97.5cm	8kg	60cm	36kg
39.46"	64.94"	38.4"	17.6lbs	23.62"	79.2lbs
					U

More features:

1. Small foot print help minimize look-down view and shadow obstruction.
2. 1-1/8" junior receiver stand top allows to integrates with grip equipment.
3. 1/4"-20 male thread on the stand top adapter allows to mount any camera comes with 1/4" female thread.
4. Weight plate for 28mm or 50mm bar diameter can be mounted at the bottom of the central column to increase the stability of stand with the plate holder.
5. Central column is allowed to be detachable from the base.
6. 3 x 3/8"-16 screw holes offer an integrated mounts for microphones, audio equipments, and other accessories.



The detachable central tube make it effortless to mount weight plate on the ground by turning the tube clockwise.

Constructed from black powder coated steel, the Steadicam stand is primary designed to rest the heavier payloads like Steadicam rigs and stabilizers system between takes. The 8" premium pneumatic tires also included makes it easy rolling in the studio or on location. Features a detachable central pole which can be removed from base and used as a "Moses pole" allows the operator take a breath whilst the large docking stand are not able to be carried. A must have tool for every Steadicam operator, camera assistant and dolly grip.



The 8" pneumatic tires x 3

163MBC Steadicam Stand With Caster Set

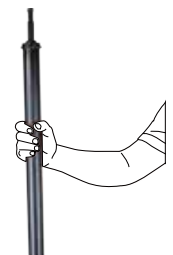
163MB Steadicam Stand (Caster Set Not Included)

1 riser, 2 sections / Dia. 45mm, 40mm
 Leg: 25 x 25mm / One Leveling leg
 Powder coated stand / With 8" Pneumatic Tire

L	H	h	W	max	T
125.3cm	203.4cm	132.4cm	20.2kg	132cm	36kg
49.33"	80"	52.1"	44.4lbs	51.9"	79.2lbs
					A

More features:

1. Also suitable for heavier lighting fixtures that comes with a 5/8"(16mm) baby pin.
2. The central tube can support for slider systems while rigged on a dolly to prevent sag.
3. Simply slide tires onto the stand and tighten knob and makes the stand easy rolling.
4. The stand caster is easy to assemble and removable for any occasion.
5. Folded stand can set on its own as a great space saver.



Detachable

Telescopic Central Pole:

L	H	W
94.6cm	165.7cm	3.9kg
37.2"	66.2"	10lbs

KS-230 Steadicam Stand Tray

W 2.1kg
4.62lbs

Constructed from 2mm thickness solid steel with black coated finish, the Kupo Steadicam Stand Tray comes with a lip in the rear allows to mount perfectly on leg struts of Kupo Steadicam stand (163MB). It provides extra space as an ideal storage solution for tools and other accessories. Fit for stands included 145M,155M,228M,228MB,226M,226MB, 542M,543M,546M,653M,600MR,610M and 620M. Also fit for stands with casters included 483 ,483SH, 470, 481, 482T.



322M Monitor Stand

2 risers, 3 sections
 Dia. 35, 40, 45mm
 1 leveling leg
 1 extendable leg (additional 12cm / 4.7")
 Black steel base, black coated steel sections



YOUTUBE
 KUPO MONITOR STAND
 (322M)

L	H	h	W	W	max	T
74cm 29"	190cm 74.8"	94.5cm 37.2"	7.7kg 17lbs	75cm 29.5"	25kg 55lbs	A

Manufactured from black coated steel, this monitor stand is also ideal for supporting lights and camera sliders. The height-adjustable screen placement allows for ergonomic viewing from seat height to standing eye-level.



May stand alone with legs folded.

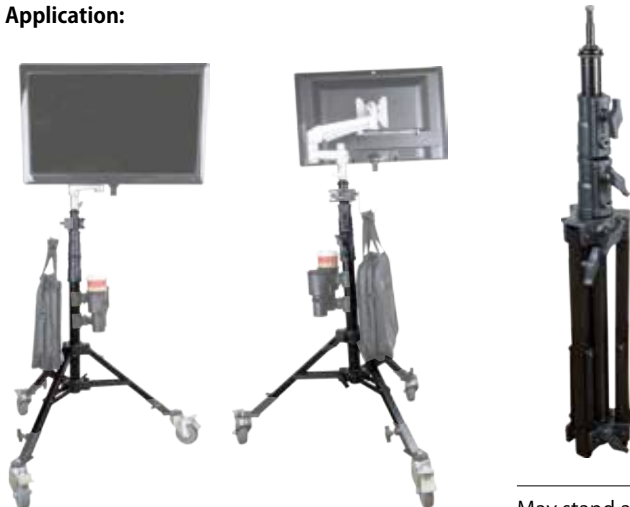
162MB Monitor stand II

2 risers, 3 sections
 Powder coated steel stand
 Dia. 45mm; 40mm, 35mm
 Leg size: 25x25mm
 One leveling leg

L	H	h	W	W	max	T	C
88.6cm 34.8"	188.5cm 74.2"	87.2cm 34.3"	6.8kg 14.96lbs	78cm 30.7"	32kg 70.4lbs	A	KC-100M (Optional)

Monitor stand II is primarily designed for securely mounting your monitor on set or location. The welded 16mm (5/8") baby pin is also ideal for lighting fixture or any equipment comes with a 16mm (5/8") baby receiver. The optional caster sets (KC-100M) makes the stand movable easily.

Application:



May stand alone with legs folded.



Caster: KC-100M (optional)



YOUTUBE
KUPO HIGH VIEW
STAND (229MB)-1



YOUTUBE
KUPO HIGH VIEW
STAND (229MB)-2



229MB High View Stand

Aluminum stand with 5 risers and 6 sections.
Dia. 50mm, 45mm, 40mm, 35mm, 30mm, 25mm
Leg dia. 30mm
with 3 leveling legs

L	H	h	W	Weight	Max. Load	T
174cm 68.5"	730cm 287.4"	168cm 66.1"	10.8kg 23.8lbs	177cm 69.7"	10kg 22lbs	SW

The perfect tool for real estate, event, landscape and school photographers. Made from aluminum, the High View is light enough to be carried on location but strong enough to support up to 10kg / 22lbs. It is equipped with a 3/8"-16 thread mounting plate on top, so that a tripod ball head can be mounted to it. A steel tether is also attached to the stand for an extra level of security while a camera is high in the air. Eyelets in the top plate can also be utilized to tether the top of the stand to the ground using guy wires (not included).

The 229 High View features 5 risers and 6 column sections allowing for mounting a camera or lighting accessory, anywhere between 1.9m (6.2ft) and 7.3m (23.9ft). For an extra level of stability, the center column can be lowered independently of the legs and hardware. This allows for a fourth point of contact with the ground with minimal effort. Each leg also has its own adjustment built in to ensure stable set up on uneven ground. The carrying bag is included.

Note: Maximum loading weight is rated at 10kg / 22lbs, however, 1kg / 2.2lbs maximum payload at 6 degree inclination while the stand is full extended to 7.3m / 23.9ft.

730cm / 23.9ft

174cm / 5.7ft

The bag is made to store or carry on location with ease (Included).

Other features:



A steel tether is also attached to the stand for an extra level of security. A 3/8"-16 mounting plate in top, so that you can mount a ball head to it.



Bubble level is attached to the column to assist for easy leveling of the stand.



Three leveling legs for added ease of set-up on uneven surfaces.



Eyelets in the top plate can also be utilized to tether the top of the stand to the ground using guy wires.



Equipped with rubber feet to increase stability on non-slip surfaces.



Dia.6mm x 10M nylon rope with stainless spring hook are included for attaching to the eyelets of stand to tether the top of stand to the ground (set of 3).

Century Stands, or simply known as “C” Stands, have been one of the most common types of grip equipment used by the filmmaking industry for decades due to their strength and flexibility. Used on its own or in combination with a grip head and grip arm, the C-stand is used for mounting lighting equipment and a whole variety of light shaping tools and accessories. All Century Stands feature a unique base specially designed with three varied leg heights. This enables the user to position, or “nest” the stand bases so that the risers are just inches apart from one another for use in close proximity mounting of lights and other grip equipment or easy storage.

Kupo Master C-Stand with Turtle Base features a unique innovation in the world of C-Stands that enables the still or moving image-maker to open and collapse the legs of the base in under two seconds! The Master C-Stand is outfitted with a patented spring ring locking system that removes all tension from the legs so that gravity does the work for you. The removable base also separates from the main riser section for easy transport. Another advantage of a turtle base is that once you remove the main riser section, you have a junior 1-1/8” (28mm) receiver to accept any junior stud or accessory.



CT-20M 20” C-Stand (Silver)

CT-20MB 20” C-Stand (Black)

L	H	h	W	Wt	MAX	T
93cm 36.6"	172cm 67.7"	92.5cm 36.4"	6.25kg 13.7lbs	95cm 37.4"	10kg 22lbs	A

CT-30M 30” C-Stand (Silver)

CT-30MB 30” C-Stand (Black)

L	H	h	W	Wt	MAX	T
110cm 44"	226cm 89"	115cm 45.3"	6.8kg 15lbs	95cm 37.4"	10kg 22lbs	A

CT-40M 40” C-Stand (Silver)

CT-40MB 40” C-Stand (Black)

L	H	h	W	Wt	MAX	T
134cm 52.7"	295cm 116.1"	134cm 52.8"	7.5kg 16.5lbs	95cm 37.4"	10kg 22lbs	A

Master Series C-Stand
w/ Turtle Base (Quick Release C-Stand)
2 riser, 3 sections
Dia. 35mm, 30mm, 25mm
Chrome plated steel for silver
Powder coated steel for black



YOUTUBE
KUPO MASTER C-STAND
W/ TURTLE BASE
(CT-40M & CT-30M & CT-20M)

More features include :

1. Zinc casting alloy makes the leg base holders solid and sturdy.
2. Stainless steel heli-coil gives protection to the aluminum riser to prevent being damaged by stainless steel bolts or knobs.
3. Unique hollow design of the junior pin receiver on the base also makes dust, sand, and water pass through easily for better cleaning and easy maintenance.
4. Captive on the top of the thread prevents the knob from falling off the stands.


New feature:



Kupo C-Stands are fitted with a captive knob which prevents it from coming off the stand when unscrewed too far.

PATENTED

THE INNOVATIVE SPRING RING LOCKING SYSTEM DESIGN.



Deploying the Kupo Turtle Base C-Stand



Keep the legs up and pull up the spring ring.



Twist the stand and release the spring ring.



Completely setup after snap deploying.



CT-20MK / MKB 20" C-Stand Kits (Silver / Black)

including : CT-20M/B, KCP-200/B and KCP-221/B

L	H	h	W	W_{max}	↓_{max}	T
93cm 36.6"	172cm 67.7"	92.5cm 36.4"	8.14kg 17.95lbs	95cm 37.4"	10kg 22lbs	A

Master Series C-Stand Kits
w/Turtle Base (Quick Release C-Stand)
includes one grip arm and 2.5" grip head
2 risers, 3 sections
Dia. 35mm, 30mm, 25mm
Chrome plated steel for silver
Powder coated steel for black



CT-40MK / MKB 40" C-Stand Kits (Silver / Black)

including : CT-40M/B, KCP-200/B and KCP-241/B

L	H	h	W	W_{max}	↓_{max}	T
134cm 60.9"	295cm 134"	134cm 52.8"	9.75kg 21.50lbs	95cm 37.4"	10kg 22lbs	A

Master Series C-Stand Kits
w/Turtle Base (Quick Release C-Stand)
includes one grip arm and 2.5" grip head
2 risers, 3 sections
Dia. 35mm, 30mm, 25mm
Chrome plated steel for silver
Powder coated steel for black

C-Stand Bases

This is a replacement base for the Master C-Stands with Turtle base. It features a zinc alloy base casting that's five times stronger than aluminum to sustain the weight of heavy sandbags and people standing on it. The hollow junior pin receiver allows debris to pass through for easier cleaning and maintenance, and the patented spring ring locking system enables you to open and close the base in under a second. It may be used as a very low stand for backlights or different types of stand with various extension columns.



CT-BS C-Stand Base (Silver)

H max	h mm	W	F max	max ↓	T U
35cm 13.8"	35cm 13.8"	3.5kg 7.72lbs	95cm 37.4"	30kg 66.1lbs	



CT-BSB C-Stand Base (Black)

H max	h mm	W	F max	max ↓	T U
35cm 13.8"	35cm 13.8"	3.5kg 7.72lbs	95cm 37.4"	30kg 66.1lbs	



A junior
1-1/8" (28mm)
receiver.



PATENTED
Locking system design.



YOUTUBE
KUPO C-STAND TURTLE BASE
(CT-BS, CT-BSB, CT-SBS & CT-SBSB)

Compact C-Stand Bases

This is the baby brother of the Master C-Stand Turtle base with a smaller footprint that allows the user to set up in smaller spaces. The compact design also saves on weight and storage space making it easier to transport.



CT-SBS Compact C-Stand Base (Silver)

H max	h mm	W	F max	max ↓	T U
35cm 13.8"	35cm 13.8"	3.3kg 7.2lbs	75cm 29.5"	30kg 66.1lbs	



CT-SBSB Compact C-Stand Base (Black)

H max	h mm	W	F max	max ↓	T U
35cm 13.8"	35cm 13.8"	3.3kg 7.2lbs	75cm 29.5"	30kg 66.1lbs	



A junior
1-1/8" (28mm)
receiver.



PATENTED
Locking system design.

Sliding Leg C-Stand

Features two legs that are spring loaded to open in fixed positions, while the third leg is height adjustable by loosening a locking knob and sliding it up and down the main riser section. This enables the user to raise one leg higher than the others to level out the stand on an incline or uneven terrain. This feature provides optimum support of your light heads, reflectors and gobos.



YOUTUBE
**KUPO MASTER C-STAND
 W/ SLIDING LEG**
 (CS-40M & CS-30M & CS-20M)

CS-20M 20" C-Stand (Silver)

CS-20MB 20" C-Stand (Black)

L	H	h	W			T
91cm 35.8"	196cm 77.1"	87cm 34.3"	5.6kg 12.3lbs	95cm 37.4"	10kg 22lbs	A

CS-30M 30" C-Stand (Silver)

CS-30MB 30" C-Stand (Black)

L	H	h	W			T
112cm 44.0"	250cm 98.4"	112cm 44.1"	6.25kg 13.7lbs	95cm 37.4"	10kg 22lbs	A

CS-40M 40" C-Stand (Silver)

CS-40MB 40" C-Stand (Black)

L	H	h	W			T
132cm 51.9"	323cm 127.1"	134cm 52.8"	7.0kg 15.43lbs	95cm 37.4"	10kg 22lbs	A

Master Series C-Stand with Sliding Leg
 2 risers, 3 sections
 Dia. 35mm, 30mm, 25mm
 Chrome plated steel for silver
 Powder coated steel for black

Features:



C-Stand with sliding leg



In action on stairs



Zinc casting alloy makes the leg base holders solid and sturdy.



CS-20MK / MKB 20" C-Stand Kits (Silver / Black)

including : CS-20M/B, KCP-200/B and KCP-221/B

L	H	h	W	max	max	T
91cm 41.3"	196cm 89"	87cm 34.3"	7.5kg 16.53lbs	95cm 37.4"	10kg 22lbs	A

Master Series C-Stand Kits with Sliding Leg C-Stand includes one grip arm and 2.5" grip head
 2 risers, 3 sections
 Dia. 35mm, 30mm, 25mm
 Chrome plated steel for silver
 Powder coated steel for black

CS-40MK/MKB 40" C-Stand Kits (Silver / Black)

including : CS-40M/B, KCP-200/B and KCP-241/B

L	H	h	W	max	max	T
132cm 51.9"	323cm 127.1"	134cm 52.8"	9.19kg 20.26lbs	95cm 37.4"	10kg 22lbs	A

Master Series C-Stand Kits with Sliding Leg C-Stand includes one grip arm and 2.5" grip head
 2 risers, 3 sections
 Dia. 35mm, 30mm, 25mm
 Chrome plated steel for silver
 Powder coated steel for black



KUPO Grip Head (also gobo head) is specially designed to be mounted on a C-Stand with its 16mm socket. Four different sizes and a rotatable V jaw allows the user to attach scrims, flags, cutters, reflectors and backdrops to meet various requirements of lighting control.

More Features:

1. Aluminum casting body with 16mm mounting hole for a 5/8" (Baby) stud or stand top.
2. Non-slip, non-stick, aluminum braking pad offers secure locking and precise control compared to fiber which would deteriorate.
3. Large size T-handle is ergonomically designed for the biggest torque
4. Four V jaws for different dia. (5/8", 1/2", 3/8", 1/4") pins or tubes.
5. V jaws with special tooth design offers a better grip.
6. Steel material makes the located pin sturdier than an aluminum casting pin.
7. Stainless steel central bolt provides the most durable construction.
8. Dedicated bearing added to reinforce the torque for a stronger grip.



YOUTUBE
KUPO GRIP HEAD
W/ HANDLE (KCP-200)



Aluminum friction disc



Diamond shaped jaws



Dots & fingers are able to be firmly mounted with the 1/4" V jaw.



KCP-200

2-1/2" Grip Head - Silver

W 0.78kg
 1.72lbs



KCP-200B

2-1/2" Grip Head - Black

W 0.78kg
 1.72lbs



KS-169 Spring safety pin

Made by zinc plated steel, this spring type safety pin which is 3mm in diameter has a central locking pin and spring section to hold it in place. It is ideal for use on any 5/8"(16mm) pin which comes with a safety pin hole to keep the grip head in place. (Set of 5)



KCP-225B

2-1/2" Grip Head for 25mm Tube - Black

W 0.72kg
1.6lbs

Constructed with solid die-cast aluminum and black powder finish, this 2.5" grip head features a 25mm V jaw for securely holding a 25mm tube as a frame and is easily mounted on the stand.



W 970g
2.15lbs

KCP-280B Double Gag Grip Head 2-1/2"-Black

Constructed by two sets of griphead discs mounted on a steel plate with a dia.10mm rod for 135mm / 5.3" length.



KCP-290B Gag Grip Head 2-1/2"-Black

W 600g
1.33lbs

Offers a second grip head for more applications. Comes with a rubber pad covering the wheel handle to provide comfort and a secure grip.



W 870g
1.95lbs

KCP-210 2-1/2" Grip Head w/ 16mm Baby Spigot

Grip head with fixed baby pin allows one lighting fixture or accessory to be mounted on this grip head without the need for additional lighting stands.



KCP-230 2-1/2" Grip Head

w/ a Swivel 16mm Baby Spigot

W 700g
1.55lbs

Swivel 5/8" (16mm) baby pin designed for wide angle of fixed solution. Also 16mm baby receiver (inside) and 28mm junior pin (outside) attach to the grip head for fitting onto various stand tops or mounting accessories.



YOUTUBE
KUPO GRIP HEAD
W/ HEX STUD
(KCP-260B)



KCP-260B Grip Head w/Hex Stud

W 650g
1.44lbs



KCP-265 Grip Head w/ Coupler

W 650g
1.44lbs

This Grip Head with Half Copuler has a working load of 44lbs (20kg). Coupler for tube size dia. 48-51mm

GRIP ARM

A Grip Arm (or Gobo Arm or Boom Arm) for a C-Stand can be used in conjunction with a 2-1/2" grip head (KCP-200), giving you complete flexibility to position a gobo such as flags, scrims and silks as well as other accessories virtually anywhere. The surface of the tubing is painstakingly machined to create a rough texture to ensure a non-slip surface. The 2-1/2" grip head consists of a pair of rotating aluminum discs attached to a 5/8" (16mm) receiver. The discs have four different sized "V" shaped jaws to accept any accessory with a 5/8", 1/2", 3/8" or 1/4" mounting stud or tubing. Also features an oversized ergonomic "T" handle and dedicated roller bearings designed for maximum torque, and constructed around a solid steel central bolt with a fixed solid pin to secure it to the aluminum casting for increased strength and durability.



Extra reinforced roller pin to fix extension arm.



KCP-220

20" Extension Grip Arm - Silver

KCP-220B

20" Extension Grip Arm - Black

W 1.09kg
2.4lbs



YOUTUBE
KUPO HEX GRIP ARM W/
BIG HANDLE (KCP-221)

KCP-221

20" Extension Grip Arm W/ Baby Hex Pin- Silver

KCP-221B

20" Extension Grip Arm W/ Baby Hex Pin- Black

It features the arm with a hex baby pin which is suitable for mounting a lighting fixture or anything with a baby receiver.

W 1.09kg
2.4lbs



KCP-240 / KCP-240B 40" Extension Grip Arm - Silver / 40" Extension Grip Arm - Black

W 1.47kg
3.25lbs



Baby hex pin



KCP-241 40" Extension Grip Arm with Baby Hex Pin - Silver

KCP-241B 40" Extension Grip Arm with Baby Hex Pin - Black



YOUTUBE
KUPO 40" HEX GRIP ARM
W/ BIG HANDLE (KCP-241)

Features the arm with a hex baby pin which is suitable for mounting a lighting fixture or anything with a baby receiver.

W 1.47kg
3.25lbs



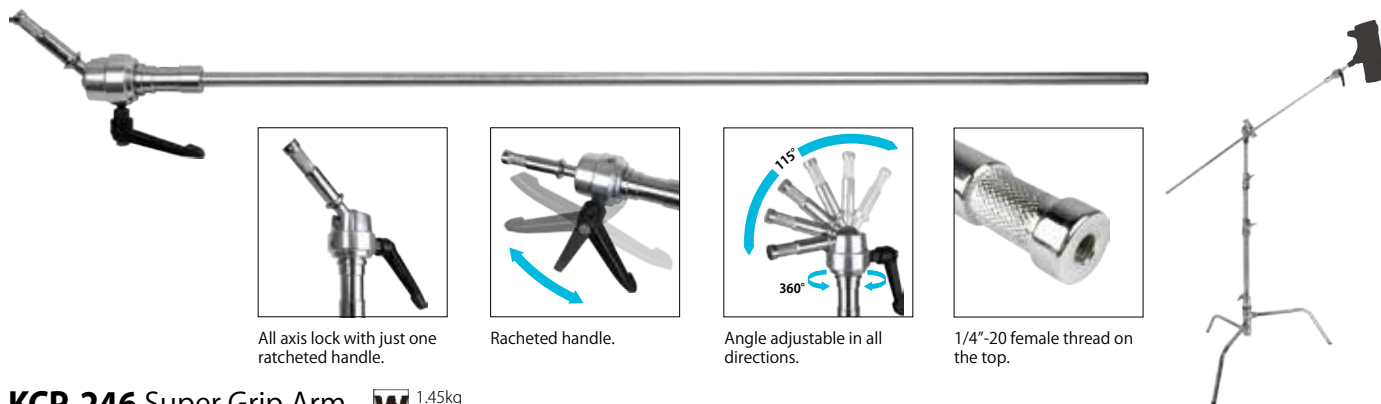
KS-225 16mm Dia. Steel Tube Length 20"(50cm)-Silver

W 320g
11.3oz

KS-245 16mm Dia. Steel Tube Length 40"(100cm)-Silver

W 640g
22.6oz

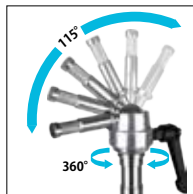
16mm dia. steel tube with matte finish especially designed for rig shots.



All axis lock with just one ratcheted handle.



Racheted handle.



Angle adjustable in all directions.



1/4"-20 female thread on the top.

KCP-246 Super Grip Arm **L** 1.45kg **W** 3.2lbs

Offers an excellent mounting solution for precise placement of lights over obstructions or any awkward position. It is built with a 40" steel extension arm with a baby stud and equipped with a Super Grip Finger, and a 5/8" swiveling pin on a ball joint pivot. All axis lock positively with just one ratcheted handle.



YOUTUBE
KUPO GRIP ARM
SUPPORT (KCP-215)



Tiny clamp with double ball.



Length adjustable knob.



Fit for 3 way clamp and Convi clamp.

KCP-215 Grip Arm Support **L** 56cm **H** 78cm **W** 0.5kg **W** 1.1lbs

This is especially designed for giving the most support to a grip arm. It is constructed with an extendable aluminum column, and comes with the ball joint pivot clamp in one end, and an angle-adjustable attachment on the other end. The attachments can also be easily fitted into the KCP-930 which is a lightweight aluminum clamp for quickly coupling the stand tube from 35mm to 50mm with its spring locking design. In addition to Kupo 3 way clamp (KCP-930), the grip arm support can be also fitted into the 16mm socket of Super Convi clamp. With this functional support arm, the loading weight of a grip arm could be increased and a sliding problem could be solved.



KCP-216 Boom Arm Support **L** 56cm **H** 78cm **W** 0.5kg **W** 1.1lbs

Similar to KCP-215P but gives the support for a boom arm instead of a grip arm. This is constructed with a two sectioned extendable aluminum column with angle-adjustable attachments at both ends. Connecting two 3 way clamps KCP-930 (or Super Convi clamp, KCP-700) on the stand tube and boom arm, the loading weight of boom arm is significantly increased.



KS-320 Microphone Boom Holder

L 32cm **W** 0.37kg **W** 0.82lbs

Kupo boomgrip is designed for securely and easily mounting a microphone boom on a C-Stand through the grip head. Constructed with chromed plated steel and a rough texture surface treatment to ensure the holder is firmly attached on the grip head. The rubberized coat on both U hooks offers great protection for the boom pole from scratching by metal devices and keeps the boom pole from rotating on the U hooks. The super strength magnets are equipped to offer a great placement solution for easily attaching the holder on the steel column of the stand.

Designed primarily to control natural or artificial light on indoor or outdoor shoots. Flags are square or rectangular steel frames stitched with fabric and come with a 9.5mm diameter mounting pin welded on the steel frame for connecting a grip head (or gobo). Flags are typically used with C-Stands so you can position them into place to create contrast, change lighting ratios, add diffused light, or block light completely in specific areas.

FULL FRAME FLAG:



KT-1824FBD

18"x24" Full Frame Black Denim **W** 0.79kg / 1.75lbs

KT-2436FBD

24"x36" Full Frame Black Denim **W** 1.55kg / 3.42lbs



KT-1824FW

18"x24" Full Frame White Artificial Silk **W** 0.75kg / 1.5lbs

KT-2436FW

24"x36" Full Frame White Artificial Silk **W** 1.5kg / 3.3lbs

Open End Flag:



KT-1824OW

18"x24" Open End Frame White Artificial Silk **W** 0.57kg / 1.26lbs

KT-2436OW

24"x36" Open End Frame White Artificial Silk **W** 1.12kg / 2.47lbs



KT-1824OQ

18"x24" Open End Frame Quarter Silk **W** 0.57kg / 1.26lbs

KT-2436OQ

24"x36" Open End Frame Quarter Silk **W** 1.12kg / 2.47lbs



KT-1824OSWB

18"x24" Open End Frame Single White Bobbin Net **W** 0.57kg / 1.26lbs

KT-2436OSWB

24"x36" Open End Frame Single White Bobbin Net **W** 1.12kg / 2.47lbs



KT-1824ODWB

18"x24" Open End Frame Double White Bobbin Net **W** 0.58kg / 1.28lbs

KT-2436ODWB

24"x36" Open End Frame Double White Bobbin Net **W** 1.14kg / 2.52lbs



KT-1824OSBB

18"x24" Open End Frame Single Black Bobbin Net **W** 0.57kg / 1.26lbs

KT-2436OSBB

24"x36" Open End Frame Single Black Bobbin Net **W** 1.12kg / 2.47lbs



KT-1824ODBB

18"x24" Open End Frame Double Black Bobbin Net **W** 1.14kg / 2.52lbs

KT-2436ODBB

24"x36" Open End Frame Double Black Bobbin Net **W** 1.14kg / 2.52lbs



OPEN END FLAG KITS:

Lighting control carrying bag is made of rugged polyester fabric with zippered closure and carrying handle making it a great solution for storage and transportation of flags. To cater for the needs of complete lighting control with flags, there are 6 varieties of flags including: single black net, double black net, single white net, double white net, artificial silk and 1/4 silk in each carrying bag. A deluxe bag with separated pockets is also available.

KT-1824K **W** 5.5kg / 12.13lbs

18" x 24" Open End Net Kits

KT-2436K **W** 10.58kg / 23.4lbs

24" x 36" Open End Net Kits



FLAGS BAG:

KT-1824BAG **W** 2kg / 4.4lbs

Empty lighting control carrying bag for 18"x 24" frame flag.

KT-2436BAG **W** 3.6kg / 7.9lbs

Empty lighting control carrying bag for 24"x 36" frame flag.

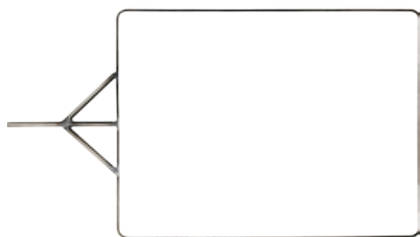


KT-3636TF 36" x 36" Floppy - Top Hinge **W** 3.2kg / 7lbs

Well made opaque fabric with a rigid frame, this 36"(90cm)X 36"(90cm) top hinge floppy opens to 36"(90cm)X 72"(180cm) is very convenient for controlling light as they double in size by detaching the velcro. Works well as a courtesy shade for the camera or monitor outdoors or to block light from a doorway with no door or to control light on talent in front of green screen lighting.

KT-4848TF 48" x 48" Floppy - Top Hinge **W** 5.7kg / 12.5lbs

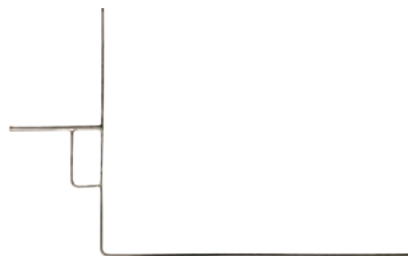
The same function as KT-3636TF but with larger size that is 48" (120cm) x 48" (120cm) and opens to 48" (120cm) x 96" (240cm).



KCP-F1824 Flag Frame 18" x 24" (45 x 60cm)

KCP-F2436 Flag Frame 24" x 36" (60 x 90cm)

Kupo Flag frame is made by dia. 5mm stainless steel spring with a dia. 9.5mm mounting pin.



KCP-OF1824 Open Frame 18" x 24" (45 x 60cm)

KCP-OF2436 Open Frame 24" x 36" (60 x 90cm)

Kupo Open frame is made by dia. 6.3mm stainless steel spring with a dia. 9.5mm mounting pin.



KCP-FF1824 Flat Flag Frame 18"X24"(45 x 60cm)

KCP-FF2436 Flat Flag Frame 24"X36"(60 x 90cm)

KCP-FF3036 Flat Flag Frame 30"X36"(76 x 90cm)

W 0.94kg / 2.06lbs
W 1.32kg / 2.9lbs
W 1.43kg / 3.2lbs



Flat frame constructed from light weight flat bar and welded with a 16mm mounting pin for connecting with griphead. The flat edge designed for quick attaching rags, gels and diffusion of your choice to control light.

A cucoloris, shortened to cookie, is used to create a more natural look by breaking up the light from a man made source. It can be used to simulate movement by passing shadows or light coming through a leafy canopy. Kupo wood cookie are made by 10mm thickness high quality plywood that built to long lasting operating. The U-shaped metal cookie holder with 10mm pin is equipped offers an easy combination method for the cookie with light stand through a grip head.




YOUTUBE
KUPO WOOD CUCOLORIS (COOKIE) BREAK-UP (KH-C1824 & KH-C2436)

KH-C1824 **W** 1.2kg / 2.66lbs

Wood Cucoloris (Cookie) Breakup - 18" x 24"

KH-C2436 **W** 2kg / 4.5lbs

Wood Cucoloris (Cookie) Breakup - 24" x 36"



KS-203 Cucoloris Handle

Constructed from heavy-duty steel with 3/8" stud, this cucoloris handle is designed for holding any Breakup or Blinds which comes with 10mm thickness plywood.



YOUTUBE
KUPO WOOD CUCOLORIS (COOKIE) BLINDS (KH-B1824 & KH-B2436)

KH-B1824 **W** 1.2kg / 2.66lbs


Wood Cucoloris (Cookie) Blinds - 18" x 24"

KH-B2436 **W** 2kg / 4.5lbs

Wood Cucoloris (Cookie) Blinds - 24" x 36"



A dot or finger made by thin spring steel can be attached to the flex arm with a mounting pin for precise positioning. This Dot and Finger Kit features a variety of shapes and materials that allow you to shape, soften, and control the light. Great for highlights or negative fill on small curved shiny surfaces. (Package including 30pcs Dots & Finger with a carrying bag)



DF-30K Dot & Finger Kit w/ Carry Bag **W** 2.1kg / 4.62lbs

Black Denim

Double Black Bobbin Net

Single Black Bobbin Net

White Artificial Silk

Material	DOT			FINGER	
	3" (8cm)	6" (15cm)	10" (25cm)	2" x 12" (5 x 30cm)	4" x 14" (10 x 35cm)
White Artificial Silk	x1	x1	x1	x1	x1
Single Black Bobbin Net	x2	x2	x2	x2	x2
Double Black Bobbin Net	x2	x2	x2	x2	x2
Black Denim	x1	x1	x1	x1	x1



Designed primarily to support overhead frames, also known as “butterfly frames”, this giant is ready to take your support needs skyward. Each riser is spring cushioned as a safety feature to protect lighting fixtures from a sudden drop if the locking collar becomes loose. The solid steel construction has a maximum load capacity of 88.2 lbs (40kg) and is equipped with braked casters to easily reposition heavy loads. Each caster is equipped with a peg that extends past the wheel allowing it to stand upright when collapsed. The High Overhead Stand also features a “true combination” head with a 4 1/2” grip head, and a junior 1-1/8” (28mm) receiver to accept any kind of mounting challenge.



600MR High Overhead Roller Stand

3 risers, 4 sections.
 Dia.: 45mm, 40mm, 35mm, 30mm
 Leg: 25mm x 25mm
 Chrome plated steel with KC-100S caster
 Spring cushioned

L	H	h	W	T	T
186cm 73.2"	594cm 233.9"	209cm 82.3"	18.5kg 40.7lbs	156cm 61.4"	40kg 88.2lbs
					G



610MR Medium Overhead Roller Stand

3 risers, 4 sections.
 Dia.: 45mm, 40mm, 35mm, 30mm
 Leg : 25mm x 25mm
 Chrome plated steel with KC-100S caster
 Spring cushioned

L	H	h	W	T	T
146cm 57.5"	430cm 169.3"	139cm 54.7"	18kg 39.6lbs	156cm 61.4"	40kg 88.2lbs
					KC-100S



YOUTUBE
KUPO WIDE BASE HIGH
OVERHEAD STAND (620M)

620M Wide Base High Overhead Stand

3 risers, 4 sections.
Dia.: 50mm, 45mm, 40mm, 35mm
Leg: 30mm x 30mm
With 2 leveling legs / 3 wind bracing eye rings
Chrome plated steel
Spring cushioned

 188cm 74"	 633cm 249.2"	 184.5cm 72.6"	 20.3kg 44.7lbs	 196cm 77.2"	 40kg 88.2lbs	 G	 KC-100G (Optional)
--	---	---	---	--	---	---	---

KCP-450

4.5" Grip Head w/ a Junior Stud & Receiver  2.4kg
5.29lbs

The KCP-450 is designed to convert a junior stand into an overhead stand. Features three V jaws in different diameter including 3/8"(10mm), 1/2"(13mm) 5/8"(16mm) and 1"(25.4mm) allows to offer a solid lock for a gobo arm, large flag or butterfly in all directions.



YOUTUBE
KUPO 4.5 INCH
GRIP HEAD W/ JUNIOR
STUD AND RECEIVER
(KCP-450)



KCP-680B Grip Helper 5kg 11lbs


The Grip Helper is constructed from a junior (29mm) receiver on the end of a 45 degree angle arm which can extended from 90 cm to 180 cm and a 4.5" Griphead on the other. Designed for a scrim, silk or blackout, it can be used with a lighting fixture from the same stand.



YOUTUBE
KUPO GRIP HELPER
(KCP-680B)




Kupo butterfly frames are made of heavy duty 30mm square section aluminum tubes, which can be easily locked together and disassembled for storage and transportation. Ear type frame supportors (or Stud type with wire for 20' x 20') are provided for mounting the butterfly frame on the stands allowing for a stable frame for silks, scrims, etc.




KH-06 Butterfly Frame Kit
6' x 6' (1.8M x 1.8M)

- BF60 (6' square tube female) x 4
- FH10 (Ear type frame supporter) x 2
- FC15A (Corner) x 2
- FC15B (Corner with nut) x 2
- A17 (Corner Bolt) x 2



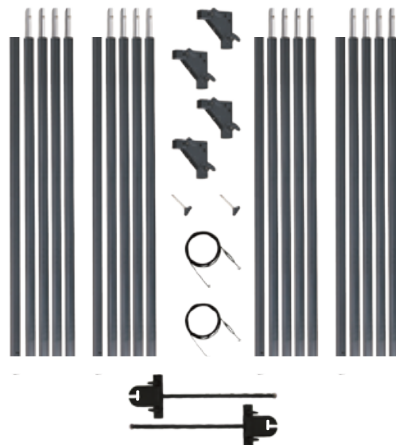
KH-08 Butterfly Frame Kit
8' x 8' (2.4M x 2.4M)

- BF40 (4' square tube female) x 4
 - BF45 (4' square tube male) x 4
 - FH10 (Ear type frame supporter) x 2
 - FC15A (Corner) x 2
 - FC15B (Corner with nut) x 2
 - A17 (Corner Bolt) x 2
- Also fit for frame size 4' x 4'



KH-12 Butterfly Frame Kit
12' x 12' (3.6M x 3.6M)

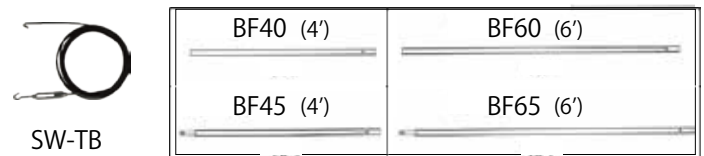
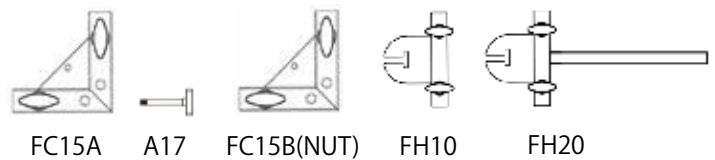
- BF40 (4' square tube female) x 4
 - BF45 (4' square tube male) x 8
 - FH10 (Ear type frame supporter) x 2
 - FC15A (Corner) x 2
 - FC15B (Corner with nut) x 2
 - A17 (Corner Bolt) x 2
- Also fit for frame size: 4' x 4', 8' x 8'



KH-20 Butterfly Frame Kit 20' x 20' (6M x 6M)

- BF40 (4' square tube female) x 4
 - BF45 (4' square tube male) x 16
 - FH20 (Stud type frame supporter) x 2
 - FC15A (Corner) x 2
 - FC15B (Corner with nut) x 2
 - A17 (Corner Bolt) x 2
 - SW-TB (Safety wire) x 2
- Also fit for frame size: 4' x 4', 8' x 8', 12' x 12'

Optional accessories:



Features:



Capture frame within the corners for storage and easy handling.



Easy to use slots and pin lock connector.



The corner contains all tubes in a captive state, for convenient storage and transportation. No more loose pieces that could be lost or damaged.





KHS-112 Round Pipe Butterfly Frame for Pipe 1-1/2" Schedule 40 (48.3mm) Kits

The Kupo Round Pipe Butterfly Frame Kits are made with 1.5mm thick steel with a chrome plated surface treatment. It contains corners, connectors and ears that offers the ability to make butterfly frames for silks and scrims in desired sizes with standard size pipe 1-1/2" schedule 40 (48.3mm).



Steel ring welded on the corner to enhance stability of frames by strings.



Steel boss welded on the tube to maintain the long-lasting operation of knobs.



Two drilled holes on the corner for checking if the pipe is securely tightened by the knob.



KHS-L112 Frame Corner
for Pipe 1-1/2" Schedule 40 (48.3mm)



KHS-C112 Frame Connector
for Pipe 1-1/2" Schedule 40 (48.3mm)



KHS-E112 Frame Ear
for Pipe 1-1/2" Schedule 40 (48.3mm)



FH30  950g
1.9lbs
Quick Reverse Ear for 30mm Square Tube


Features a quick release clamping design that allows you to lock down the 30mm frame tube in just seconds without removing the frame corner.

- T-slotted ear designed for dropping in to grip head
- Black Powder coating
- A safety T-slotted ear designed to avoid unexpected drop-off
- Designed for locking down the 30mm frame tube
- Frame Ear designed for overhead stand

Textile is ideal tool for control of light used with butterfly frame and overhead roller stand in the film industry or images capture with the object to reflect, block, filter, diffuse and make any use of light and have optimum control. Kupo supply a variety of textile which is made of high quality elastic stretch with reinforced and eyeholded edges to meet the needs of light control to those who work in professional photography, film and television industries.




Diffusion




Reflection




Reduction



Chromakey



Demo Kit



Swatch Book

Butterfly Textile	4' x 4'	6' x 6'	8' x 8'	12' x 12'	20' x 20'
Textile	(1.2 m x 1.2 m)	(1.8 m x 1.8 m)	(2.4 m x 2.4 m)	(3.6 m x 3.6 m)	(6 m x 6 m)
Bag Color	White	Red	Green	Yellow	Blue
Black Double Nets	KH-04-DNB	KH-06-DNB	KH-08-DNB	KH-12-DNB	KH-20-DNB
Black Single Nets	KH-04-SNB	KH-06-SNB	KH-08-SNB	KH-12-SNB	KH-20-SNB
White Double Nets	KH-04-DNW	KH-06-DNW	KH-08-DNW	KH-12-DNW	KH-20-DNW
White Single Nets	KH-04-SNW	KH-06-SNW	KH-08-SNW	KH-12-SNW	KH-20-SNW
1/4 Grid	KH-04-GQ	KH-06-GQ	KH-08-GQ	KH-12-GQ	KH-20-GQ
1/2 Grid (Lite Grid)	KH-04-GH	KH-06-GH	KH-08-GH	KH-12-GH	KH-20-GH
Full Grid (Gridcloth)	KH-04-GF	KH-06-GF	KH-08-GF	KH-12-GF	KH-20-GF
China Silk (White)	KH-04-SCW	KH-06-SCW	KH-08-SCW	KH-12-SCW	KH-20-SCW
China Silk (Black)	KH-04-SCB	KH-06-SCB	KH-08-SCB	KH-12-SCB	KH-20-SCB
Artificial Silk	KH-04-SK	KH-06-SK	KH-08-SK	KH-12-SK	KH-20-SK
1/4 Stop Silk	KH-04-SKQ	KH-06-SKQ	KH-08-SKQ	KH-12-SKQ	KH-20-SKQ
Mulsin Bleached	KH-04-RMB	KH-06-RMB	KH-08-RMB	KH-12-RMB	KH-20-RMB
Mulsin Unbleached	KH-04-RMU	KH-06-RMU	KH-08-RMU	KH-12-RMU	KH-20-RMU
Griffolyn Black/White	KH-04-RGBW	KH-06-RGBW	KH-08-RGBW	KH-12-RGBW	KH-20-RGBW
Ultra Bounce Black / White	KH-04-RUBW	KH-06-RUBW	KH-08-RUBW	KH-12-RUBW	KH-20-RUBW
Half Soft Frost	KH-04-HSF	KH-06-HSF	KH-08-HSF	KH-12-HSF	KH-20-HSF
Full Soft Frost	KH-04-FSF	KH-06-FSF	KH-08-FSF	KH-12-FSF	KH-20-FSF
Hi Lite	KH-04-HL	KH-06-HL	KH-08-HL	KH-12-HL	KH-20-HL
Shiny Gold	KH-04-RSG	KH-06-RSG	KH-08-RSG	KH-12-RSG	KH-20-RSG
Shiny Silver	KH-04-RSS	KH-06-RSS	KH-08-RSS	KH-12-RSS	KH-20-RSS
Matte Gold	KH-04-RMG	KH-06-RMG	KH-08-RMG	KH-12-RMG	KH-20-RMG
Matte Silver	KH-04-RMS	KH-06-RMS	KH-08-RMS	KH-12-RMS	KH-20-RMS
Flector Gold	KH-04-RFG	KH-06-RFG	KH-08-RFG	KH-12-RFG	KH-20-RFG
Flector Silver	KH-04-RFS	KH-06-RFS	KH-08-RFS	KH-12-RFS	KH-20-RFS
Lame Checkerboard	KH-04-RLC	KH-06-RLC	KH-08-RLC	KH-12-RLC	KH-20-RLC
White Denim	KH-04-SWD	KH-06-SWD	KH-08-SWD	KH-12-SWD	KH-20-SWD
PVC	KH-04-SPVC	KH-06-SPVC	KH-08-SPVC	KH-12-SPVC	KH-20-SPVC
Heavy Duty	KH-04-SHD	KH-06-SHD	KH-08-SHD	KH-12-SHD	KH-20-SHD
Black Velveteen	KH-04-SBV	KH-06-SBV	KH-08-SBV	KH-12-SBV	KH-20-SBV
Chromakey - Digital Green	KH-04-CKDG	KH-06-CKDG	KH-08-CKDG	KH-12-CKDG	KH-20-CKDG
Chromakey - Angloag Green	KH-04-CKAG	KH-06-CKAG	KH-08-CKAG	KH-12-CKAG	KH-20-CKAG
Chromakey - Digital Blue	KH-04-CKDB	KH-06-CKDB	KH-08-CKDB	KH-12-CKDB	KH-20-CKDB
Chromakey - Tempo Blue	KH-04-CKTB	KH-06-CKTB	KH-08-CKTB	KH-12-CKTB	KH-20-CKTB

Textile might be sewed by two or more pieces of fabric.

CASTERS & STAND LEG PROTECTORS

Casters make your light stands movable while doing work in the studio. Casters protect the floors, keep things quiet on set and of course, make repositioning the lighting fixtures that much easier. All Kupo casters are sold in sets of three and come with equipped brakes that prevent wheels from rolling and keeps your stands securely locked in place.



YOUTUBE
KUPU CASTERS ASSEMBLY
INSTRUCTIONS (KC-080R)

KC-080R **W** 0.6kg
1.32lbs

Caster with round adapter
Dia.: 75mm w/ brakes
Leg Dia.: 7/8" (22mm)
Set of three



YOUTUBE
KUPU CASTERS ASSEMBLY
INSTRUCTIONS (KC-080S)

KC-080S **W** 0.6kg
1.32lbs

Caster with square adapter
Dia.: 75mm w/ brakes
Leg size : 7/8" (22mm)
Set of three



KC-100 **W** 0.9kg
1.98lbs

Dia.: 100mm w/brakes
and M10 attachment (17.5mm length)
Set of three



YOUTUBE
KUPU CASTERS ASSEMBLY
INSTRUCTIONS (KC-100)



KC-100M

Caster with square speed adapter
Dia.: 100mm w/ brakes
Leg Size: 25mmx25mm
Set of three



KC-150 **W** 3.4kg
7.49lbs

Caster with square mounting plate
Dia.: 150mm w/ brakes
Set of three



YOUTUBE
KUPU CASTERS ASSEMBLY
INSTRUCTIONS (KC-150)



KC-100G / KC-100S **W** 3.2kg
7.05lbs

Caster with square adapter
Dia.: 100mm w/ brakes
Leg size: 30mm x 30mm (KC-100G)
Leg size: 25.4mm x 25.4mm (KC-100S)
Set of three



YOUTUBE
KUPU CASTER
W/ SQUARE ADAPTER
FOR 30X30MM (KC-100G)



KC-160S

Dia.: 152mm (6") w/ brakes
Set of three **W** 2.7kg
6lbs



**KC-215S PNEUMATIC WHEEL
WITH SQUARE SPEED ADAPTER**

Dia.: 215mm (8") w/ Brakes **W** 4.5kg
9.9lbs
Set of three



This clever elastic stand leg protector set with embroidered KUPU logos is designed to protect the floor or surface under the stand. Made of durable composite material including cotton, nylon and rubber which can withstand frequent machine washing without pilling or fraying. 6 different colors option for an easy identification to your gear. Size: Length 12cm x Width: 4cm (Set of 3)



KS-0412BK Black
Size: 12cm x 4cm



KS-0412R Red
Size: 12cm x 4cm



KS-0412OG Orange
Size: 12cm x 4cm



KS-0412G Green
Size: 12cm x 4cm

W 30g (1.06oz)
3pcs



KS-0412BL Blue
Size: 12cm x 4cm




KS-0412PK Pink
Size: 12cm x 4cm



BIG BOOM

Big Boom is the latest addition to the Kupo boom arms series, featuring a four-way geared control design including pan, tilt, rotation and telescopic extension which allows positioning lights with ease and comfort in difficult and demanding situations.





KCP-636B Big Boom

Big Boom is the latest addition to the Kupo boom arms series, featuring a four-way geared control design including pan, tilt, rotation and telescopic extension which allows positioning lights with ease and comfort in difficult and demanding situations. The 1-1/8" (28mm) junior receiver and 5/8" (16mm) baby receiver on the top of the aluminum telescopic column are ready for any lighting fixtures to be securely mounted with positive locking knobs. Fully folded length is 2.25M (7.5'). With the telescopic column, the Big Boom can be extended to 3.63M (12') to meet the demands for most jobs. Saddlebag style counterweight bag with holding straps keeps it securely attached to the boom and increases the boom stability. Ideal to mount on castered wind-up stands to secure an exact position for your light with ease and convenience. The unique mechanical design allows the boom to fold down neatly which provides you with an ideal solution for storage and transportation.

2 sections: (dia. 45, 55mm)
 Material: Combination of black steel and aluminum tubes.
 *6kg / 13.2lbs at maximum extension.

L	H	W	↓ max
225cm 93"	363cm 143"	15kg 33lbs	*6kg 13.2lbs



KSD-77

The heavy duty 77 LBS sand bag (KSD-77) is included and allows easy increases to the stability of the boom.



For Tube Size:
50mm to 55mm

KD-C55

This cable clips (KD-C55) are included which helps keep your cable & hex wrench gathered to the light stand. (Set of 4)



120 degree operating angle.



Suggested stand:
Wind-up series



Folds down neatly providing an ideal solution for storage and transportation.



More Features:



Cable clip accommodates one O.D. 10mm and one O.D. 6.5mm wire through.



The ergonomic handle is made for excellent operation.



The junior receiver and baby receiver on the telescopic column.

Constructed from 3 assembled aluminum tubes with black anodized surface treatment, Kupo Aluminum Baby boom can be fully extended to 210cm (82.7") and loads up to 3kg (6.6lbs). It is fairly easy to set up and breaks down with the provided Allen key on T-handle. The dismantled length of each tube is 75cm (30") which is perfect for storage or transport. The metal pivoting boom clamp can attach to shaft of most lightstands comes with 20mm (3/4"), 25mm (1"), 28mm (1-1/8"), 35mm in diameter. The supplied 4.54kg (10lbs) wrap & go shot bag can easily be moved up or down the boom accordingly whereas many bags remain at the end of the boom. Features a safety wire for extra level of security.



Shot Bag is included
4.55kg / 10lbs



YOUTUBE
KUPO ALUMINUM BABY
BOOM ASSEMBLY (KCP-621B)



KCP-621B Aluminum Baby Boom Assembly

Ø: 25mm 3 sections boom arm with Pivoting Clamp

KCP-235 & Shot Bag KSW-10.

Shot Bag (KSW-10): 10lbs (4.55kg)

L	H	W	↓
75cm 30"	210cm 82.7"	2kg 4.4lbs	3kg 6.6lbs

Constructed from 3 assembled solid steel columns with black-painted surface treatment, this heavy duty boom arm can be fully extended to 2.8M and loads up to 6.8kg (15lbs). The built-in pivoting boom arm clamp not only offers a great flexibility to be mounted on the baby stud or junior receiver on the light stand, but also a positive lock with the ratcheted handle. The 4kg (8.8lbs) counter weight is included and easily increases the stability of the boom by the locking clamp. The steel safety wire is attached to the stand for an extra level of security while your lighting in the air.




Can easily be disassembled to 32"(93cm) for storage or transport.



KD-C25P x 4 pcs included.



The spring loaded clips make sure the fit is right, tight and secure.



T-handle can be used as tool to assemble / disassemble the tube.

Safety wire is attached for an extra level of security.



KCP-628B Steel Heavy Duty Baby Boom

Ø: 35mm 3 sections boom arm with Pivoting Clamp
 KCP-645 & Counter Weight KCW-04
 Max. usable counterweight: 44.09lbs (20 kg)
 Boom: 19.6lbs (8.9kg)
 Counter weight (KCW-04): 4kg (8.8lbs)

H max	W	↓ max
2.8m 9.2'	13.45kg 29lbs	6.8kg 15lbs



KCW-04 Counter Weight 4kg (8.8lbs)

Constructed from heavy duty painted iron, the Kupo counter weight is designed to work with a boom to balance heavier lighting rigs. Features a locking clamp which makes it easier to be moved up or down the boom accordingly whereas a bag remains at the end of the boom only. The rubber pad reduces surface damage and enhances gripping actions. Fits with any tube size between 20mm and 35mm in diameter.



KCP-629B Aluminum Baby Handheld Boom Stick

The heavy-duty aluminum construction boom stick comes with three risers and four sections allowing you to extend the lengths from a minimum size of 117cm (3.83') to a maximum usable length of 305cm (10.08'). Ideal for mobile lighting on-location so that you can go anywhere and position the light in any way you need. Extension limit markings on each aluminum section and sizable locking knuckles for securely adjusting the length.
 Tube Wall Thickness: 1.5 mm (0.06")
 Aluminum material
 3 riser, 4 sections
 (Dia.: 35mm, 30mm, 25mm, 20mm)

L	H	W	↓ max	T
117cm 46"	305cm 120"	1.5kg 3.3lbs	3.6kg 7.94lbs	T





YOUTUBE
 KUPO STEEL BABY
 BOOM (KCP-640M)



Hex baby pin



The swivel hook end allows a hanging sandbag, while staying vertical.



KCP-640M Steel Baby Boom

This boom arm can be used to position reflectors, flash heads, screens, tungsten lights and muslin backdrops. A chrome steel boom with 5/8" baby stud, telescopes from 3'8" - 7'8" [1.24M - 2.17M (48.8" - 85.4")] and supports up to 11lbs (5kg) when fully extended. The heavy duty tilt locking device is designed to cooperate with a standard grip head to provide the ability to tightly lock and it allows the boom to slide within it to adjust the balance of your load. The hook end allows hanging a sandbag for added support.

With 5/8" (16mm) light stud
 2 risers, 2 sections
 (Dia.: 25mm, 30mm)

L	H	W	T
124cm 48.8"	217cm 85.4"	3.79kg 8.35lbs	A



YOUTUBE
 KUPO ALUMINUM
 BAY BOOM (KCP-641B)



Hex baby pin



The swivel hook end allows a hanging sandbag, while staying vertical.

KCP-641B Aluminum Baby Boom

The same function as KCP-640M but with an aluminum boom arm. It telescopes from 3'8" - 7'8" [1.24M - 2.17M (48.8" - 85.4")] and supports up to 6.6lbs (3kg) when fully extended.

With 5/8" (16mm) light stud
 2 risers, 2 sections
 (Dia.: 25mm, 30mm)

L	H	W	T
124cm 48.8"	217cm 85.4"	2.28kg 5.02lbs	A



It's all about balance

PIPE BOOM RIG KIT

Also known as “Menace Arm” it is designed primarily to boom the set in order to hold lighting in the desired position while keeping the stand out of the shot by the safest method. It works with a standard 1-1/2” schedule 40 pipe (48.3mm). The front adapter of the kit comes with 2 baby pins and 1 junior receiver which allows you to mount lighting fixtures or other grip accessories like a flag or frame. The rear adapter is also welded with 2 hooks for hanging over the sandbags to increase stability of the boom and a D-ring which is for a ratchet strap connection to the D-rings of the front adapter and center adapter which are mounted on the grip head. The joint pipe adapter comes with dual knobs for safely mounting while connecting the pipe from two sides. Features the unique captive locking knob which prevents the knob from coming off even if completely unscrewed. The safety wire with Linchpin is attached for an extra level of security.




Pipe Boom Kit Includes:

1. Dual baby pin and single junior receiver front adapter x 1 pc
2. Center adapter with T-slot ear x 1 pc
3. Joint pipe adapter with 4 knobs x 1 pc
4. Rear adapter with dual sandbag hooks x 1 pc

KCP-612 Pipe Boom Rig Kit 5.7kg 12.6lbs



With 4 knobs



KHS-C112 Joint Pipe Adapter

Constructed from heavy-duty steel with chrome plated surface treatment, this joint pipe adapter is designed for schedule 40 pipe (48.3mm).

RS-RS2550 Ratchet Strap

This yellow ratchet strap comes 25mm in width and 5M in length which is designed to increase the stability of a Pipe Boom Rig (or Manace Arm Kits) by weaving through the top ring of the center mount with the strap hooks secure on both ends of the mounts.



YOUTUBE
KUPO 4.5" GRIP HEAD
W/ JUNIOR STUD (KCP-440)



KCP-440 4.5" Center Grip Head w/ Junior Stud 2.7kg 6lbs

The 4.5" Center Grip Head consists of a pair of rotating aluminum discs attached to a junior 28mm (1-1/8") stud. The discs have two different sized "V" shaped jaws to accept any accessory with a 5/8" or 3/8" mounting stud or tubing. They are often used for clamping ears from an overhead or butterfly system. Features U-shape rotating disc holder welded with junior 28mm (1-1/8") stud is specially designed for centering the weight over the stand.



YOUTUBE
KUPO JUNIOR DROP
DOWN PIN (KCP-630)



KCP-630 Junior Drop Down **W** 1.32kg
2.91lbs

Designed for use on the end of a boom arm to maintain a constant downward angle of a mounted light box or other lighting instruments as the angle of the boom arm is changed. The 45° angle Drop Down is primarily used with reflectors to allow at lower angles than most stands permit.



YOUTUBE
KUPO BABY DROP DOWN
ADAPTER (KCP-631)



KCP-631 Baby Drop Down **W** 0.62kg
1.37lbs

The same function as KCP-630 but with a baby receiver and baby pin. Additional knob on the elbow keeps the lighting fixture from moving when a specific angle is needed.



KCP-632 Coupler Junior Drop Down **W** 1.2kg
2.64lbs

This coupler comes with a junior receiver which allows mounting on any pipe with 2" (48-51mm) O.D. to maintain a constant downward angle of a mounted light fixture, as the angle of the pipe is changed.



KCP-645 Pivoting Boom Arm Clamp **W** 0.72kg
1.58lbs

Kupo pivoting clamp is constructed with solid aluminum die-casting & a plastic cardboard insert which can fit a wider tubing size from 30-35mm diameter boom. With 1-1/8" (28mm) male pin and 5/8" (16mm) female receiver, the attachment of a clamp can fit into the junior receiver or mount on the baby pin which gives greater flexibility and adjustment.



YOUTUBE
KUPO PIVOTING LIGHT STAND
BOOM CLAMP (KCP-235)



KCP-235 Pivoting Light Stand Boom Clamp **W** 1.68kg
3.7lbs

Designed for mounting a boom arm to a heavy duty stand. Constructed with solid aluminium, it makes tilt and swivel adjustment of the boom arm quick and simple with the metal ratcheted handle. Four tube size 19mm (3/4"), 25mm (1"), 28mm (1-1/8") and 35mm are well built for attaching different sizes of tubes.



FH35

W 830g
30oz

C-Boom Clamp for 1-1/4"(32mm) & 1-1/5"(35mm) Pipe

Constructed rugged coupler for 1-1/4"(32mm) & 1-1/5"(35mm) pipe and a T-slotted ear designed for dropping into a large 4.5" Grip head (lollipop). Connecting it with a Grip Head and stand it can be securely mounted to act as a light boom. Also works great for holding a butterfly or overhead frame.


KCP-646

Heavy Duty Tilt Head w/ Crank Handle for Para FB

The Kupo Heavy Duty Tilt Head with Crank Handle is designed for the Broncolor 220-FB which allows you to replace the Para's standard friction-lock tilt head with this crank-action head. With this practical crank, one person can effortlessly have easy single-hand locking adjustments for Para 220-FB.



W 3.26kg
7.17lbs





- Tube dia.: 20mm & 25mm
- Close length: 63cm
- Extended length: 93cm
- Weight: 3.45kg (7.6lbs) /Set

KCP-690 Extension Ear **W** 3.45kg / 7.6lbs

Constructed from an extendable aluminum column with steel made swivel mounting clamp in each end, the Kupo extension ear allows the flag frame to be positioned a distance away from the light fixture that prevents silk or lighting control filters from being destroyed due to the intense heat and creating an even spread of light. (Set of 3)



▲ 2M ratchet strap x 2pcs supplied



KS-253 Column Arm **W** 4.5kg / 9.9lbs **↓** 40kg / 88lbs

Black powder coated steel, this 53cm(20.86") long column arm primary designed for easy mounting a light on a street lamp, tree, pillar or telephone pole with ratchet strap (supplied). A 1-1/8" (28mm) junior receiver and a 5/8" pin are made in one end of the arm which allows to mount a lighting fixture comes with a junior pin and a flag frame can be mounted with a grip head from a 5/8"(16mm) baby pin.

Constructed from lightweight and solid aluminum alloy, the 3 Axis 48-51mm Camera Mounting Plate Kit is primarily designed for mounting the camera on the pipe which is 48-51mm in diameter. Two couplers welded with 14cm long 2" pipe and the other weld with a camera mounting plate offers a great flexibility to keep the camera in any desired position. Perfect for mounting on the pipe boom rig or a truss for an overhead filming with ease and comfort.



KCP-653 3 Axis 48-51mm Camera Mounting Plate Kit **W** 2.5kg / 5.5lbs



Six standard 3/8" holes, spaced every 1" on center, allows to be connected with cheese plate for more applications.



KCP-651 2" Coupler w/ Camera Mounting Plate **W** 1kg / 2.2lbs

Constructed from lightweight and solid aluminum alloy, the camera mounting plate is designed for mounting on the pipe boom rig or a truss for overhead filming with ease and comfort.

KCP-652 2" Coupler w/ 14cm Long 2" Pipe **W** 0.9kg / 1.98lbs



YOUTUBE
TELESCOPIC HANGERS

PATENTED

Quick Release Clamp allows quick and secure suspension of a Lighting Fixture Overhead for an Unobstructed Floor Area.



Push to lock



Press to release



KCP-817

Quick Action Pipe Clamp

W 1.1kg
2.43lbs

↓ 50kg
110lbs

Kupo Quick Action Pipe Clamp is designed for rigging on a pipe with diameters from 25mm (0.9") – 55mm (2.1"). Features an unique quick action locking device which allows you to tighten or loosen the knob in just a snap. The telescopic column is available for hanging a lighting fixture by attaching any pipe with max dia. 35mm in vertical and max dia. 30mm in horizontal direction. The 28mm (1-1/8") stud can be also used for directly hanging a lighting fixture or any gear with a 28mm (1-1/8") stud.



KCP-818 Adjustable Baby Side Arm

W 2.1kg
4.62lbs

Designed for offsetting lighting fixtures or accessories with twin baby (16mm) pins from a stand. Features an adjustable quick release coupler which mounts on tube sizes from 25-50mm and can be positioned anywhere along the 15" (380mm) length quickly and easily.



KCP-819 Adjustable Junior Side Arm

W 2.1kg
4.62lbs

Designed for offsetting a boom arm or large lighting fixture from a heavy duty stand. Features an adjustable quick release coupler which mounts on any tube size from 25-50mm and can be positioned anywhere along the 16.1" (410mm) length quickly and easily.



SIDE ARM & PANEL ARM



YOUTUBE
KUPO SIDE ARM
W/ BABY PIN/RECEIVER
(KCP-806)



KCP-806 Side Arm with Baby Pin/ Receiver 20kg 44lbs

The same function as KCP-808 but specially designed for tube sizes from 31mm (1.25") to 38mm (1.50"). For example, it can fit into a C-stand tube size 35mm (1.4"). Included with the welding adapters are one baby pin and baby receiver, which offers the flexibility of connecting the small lighting fixture with the baby pin and other accessories with the baby receiver.



KCP-808 Baby Side Arm 20kg 44lbs

Baby side arm with heavy duty coupler fits on tubes w/ diameters 2"(48-51mm) with a total length 380mm and double baby pins. This enables you to position a light head or grip head at a lower position or mount an additional light without the need for another stand.



KCP-809 Junior Side Arm 40kg 88lbs

A heavy duty coupler fits on tubes w/ diameters 2"(48-51 mm) with 380mm side arm and junior receiver, which allows offsetting or adding a large light fixture on a stand either over or under (a safety linchpin is attached).



YOUTUBE
KUPO PANEL
OFFSET ARM (KS-164B)



KS-164B Panel Offset Arm 30kg 66lbs

Made by solid steel with black powder coating, the 390mm long panel offset arm features dual junior receivers which enables the luminaire to be mounted with upright or level position. Especially for Arri Skypanel which can be mount vertical without removing yoke.



YOUTUBE
KUPO BABY
OFFST ARM (KS-058)



KS-058 Baby Offset Arm ↓
max | 20kg
44lbs

The 380mm Baby Offset Arm with two baby pins and one baby receiver, mounts on a baby stand where a light cannot be placed as close as desired to a subject or if you need to come over the top of the set to hide the stand behind a set wall. Caution: When offsetting a light it also offsets the weight, and it is necessary to place a sandbag or counterweight to prevent the tipping of the stand.



KS-059 Junior Offset Arm ↓
max | 40kg
88lbs

The 470mm Junior Offset Arm with a junior pin and receiver, can offset a large light fixture from its stand. It mounts to a stand with a junior pin top and with a junior receiver it allows a light to be mounted either over or under (a safety linchpin is attached). An additional junior receiver is welded for an extra lighting fixture or an umbrella while working on a rainy day.




KS-158B Baby Adjustable Offset Arm ↓
max | Closed: 20kg (44lbs)
Full Extended: 10kg (22lbs)

The same function as KS-058 but supplied with a length-adjustable device which allows you to extend the length from 48 to 71cm for the flexibility to adjust the distance from the center.



KS-159B Junior Adjustable Offset Arm ↓
max | Closed: 40kg (88lbs)
Full Extended: 20kg (44lbs)

The same function as KS-059 but supplied with a length-adjustable device which allows user to extend the length from 48 to 71cm for the flexibility to adjust the distance from the center (a safety linchpin is attached).






YOUTUBE
KUPO BABY TRIPLE
HEADER (KS-066)



A threaded nub on the side of bar to hold the knob when using on a junior stand.



KS-066 Baby Triple Header **W** 1.5kg / 3.30lbs

The handy adapter allows you to mount multiple light fixtures or accessories onto a single light stand. Features five baby studs with embossed necks welded onto sturdy steel measured 20mm(H) x 20mm(W) x 800mm(L) and offset for mounting five lights. It can be mounted on the stand top of a baby stud (16mm) or fit into a junior receiver (28mm) Additional 5/16"-18 threaded nub on the side of bar to hold the knob when using on a junior stand.



KS-055 Junior Multi Header **W** 4.59kg / 10.10lbs

The Junior Multi-Header is a 40 x 40mm solid steel square tube, 100cm (40") length with anti-reflection black coating. Five junior receivers are welded to the header for a maximum of five lighting fixtures. The header is attached with a junior stud (28mm) for a universal stand top or any mounting accessories that come with a junior socket. The both underside junior receivers equipped with safety wires to ensure this essential safety aid is always on hand. The Multi Header will support up to 50kg (110lb) of gear equally distributed on both sides of the Header and 15kg (33lb) of gear mounted on one side.



W 4.65kg / 10.23lbs

KS-056 6 x Lantern T-Bar

The 6x Lantern T-Bar from is a handy way to mount up to six light fixtures on a heavy-duty light stand at once. The steel bar is measured 25mm(H) x 50mm(W) x 1420mm(L) and has six butterfly nuts to secure lights. It will support up to 12kg (26.4lb) of gear equally distributed on both sides of the Header and 6kg (33lb) of gear mounted on one side. The T-Bar mounts to a Junior stand via its (28mm)1-1/8" spigot.

Constructed with chrome-plated steel, the handy baby stand extension is designed for adding the length from a top of a baby stand, baby plate or any equipment that comes with a baby stud. Features the unique design of 5/8" (16mm) ID and 1-1/8" (28mm) OD in the end of the extension tube that allows a fit for a baby pin and a junior receiver after removing the knob. An extra 1/4"-20 female thread on the top provides a great mounting solution to any lighting or video accessory that comes with a 1/4"-20 male thread. The knurled neck design on the baby stud also prevents slippage while the light is mounted.



YOUTUBE
KUPO BABY STAND EXTENSION
(006, 012, 018, 024 & 025)



006 6" Baby Stand Extension

L 23cm / 9.05" **W** 0.47kg / 1.04lbs **T** A

012 12" Baby Stand Extension

L 38cm / 14.96" **W** 0.58kg / 1.28lbs **T** A

018 18" Baby Stand Extension

L 53.5cm / 21.06" **W** 0.69kg / 1.52lbs **T** A

024 24" Baby Stand Extension

L 69cm / 27.2" **W** 0.79kg / 1.74lbs **T** A

025

Telescopic Baby Stand Extension **L** 40.2cm / 15.8" **H** 61cm / 24" **W** 0.8kg / 1.76lbs **T** A

Constructed with solid chrome steel, Kupo Telescopic Baby Stand Extension is made to extend a light stand or boom from 40.2cm(15.8") to 61cm(24"). The 16mm(5/8") baby pin is ideal for standard lights, grip heads and other studio equipment, comes with a 16mm(5/8") baby receiver.

These double riser sections are identical to the ones that come with the Master C-Stands with Turtle Base. C-Stands get their sizing from the length of their riser sections. The 30" double riser for instance, has two (double riser) telescoping risers and one main section for a total of 90". Add the height of the base and you arrive at your maximum height, 2 risers, 3 sections (Dia.: 35mm, 30mm, 25mm)



YOUTUBE
KUPO C-STAND
RISER COLUMN
(CT-20M-TUBE)

CT-20M-TUBE
CT-20MB-TUBE (Black)

L 72cm
28.3"
H 152cm
59.8"
W 3.2kg
7.1lbs
T A

CT-30M-TUBE
CT-30MB-TUBE (Black)

L 90cm
35.4"
H 204.5cm
80.5"
W 4kg
8.8lbs
T A

CT-40M-TUBE
CT-40MB-TUBE (Black)

L 113cm
44.4"
H 274.5cm
108"
W 4.7kg
10.4lbs
T A



YOUTUBE
KUPO C-STAND
RISER COLUMN
(CT-40M-TUBE)



L 138cm
54.3"
H 228cm
89.8"
W 4.9kg
10.8lbs
T V

120M Junior Stand Extension

The Steel Combo Stand Extension is a single riser double sections chrome plated stand extension with a Triple Function Universal Head with 1/8" (28mm) and 5/8" (16mm) Receivers with a Multi-Direction 5/8" (16mm) Stud. The bottom of the riser section has a junior 1/8" (28mm) stud that will fit into a Master C Stand Base, Runway Base or any piece of gear with a junior 1/8" (28mm) receiver. It can extend the length from 138cm to 228cm.



027M 45cm Junior Stand Extension **L** 45cm
17.7" **W** 1.9kg
4.2lbs **T** V

Made by chromed-plated steel, the junior stand extension allows to extend 45cm on a stand, wall plate or any equipment comes with a junior receiver.



017 2-Section Extension Pole **L** 27cm
10.7" **H** 43cm
17" **W** 0.42kg
0.9lbs

The extension pole includes one riser and two sections and comes with a 3/8"-16 thread male on one end and 3/8"-16 thread female in the other. It allows it to be extended from 27cm (10.7") to 43cm (17") and can be locked with the die-casted aluminum wing locking knob. Aluminum material. 1 riser, 2 sections (Dia. 30mm & 25mm)

Kupo offers various adjustable extension columns including lightweight aluminum and heavy duty steel columns to meet professional lighting control requirements by connecting with couplers, clamps, stands etc.



013-A Pole For Folding Mini Stand **L** 48cm
19" **H** 80cm
31.5" **W** 0.35kg
0.77lbs **T** T

2-section black aluminum vertical pole for KUPO folding base mini stand which allows extending the maximum height of 2.7' (80cm). Aluminum material. 1 riser, 2 sections (Dia.: 1", 7/8")



042 4-Section Baby Stand Extension **L** 42cm
16.6" **H** 127cm
50" **W** 0.4kg
0.91lbs **T** A

4-section black aluminum pole for extending your stand to the maximum height of 4.2' (127cm). Aluminum material. 3 risers, 4 sections (Dia.: 1", 7/8", 3/4", 5/8")



092 3-Section Baby Stand Extension **L** 89cm
35" **H** 230cm
92" **W** 0.6kg
1.32lbs **T** T

3-section black aluminum pole allows extending from 3' (89cm) to 7.7' (230cm) and can be locked with the die-casting wing locking knob. Also may be used as a hand held light or microphone boom. Features a TVMP adapter at the bottom of the pole which allows a fit for a 16mm (5/8") stud or 28mm (1-1/8") receiver. Aluminum material. 2 risers, 3 section (Dia.: 25mm, 22mm, 19mm)

SUPER VISER CLAMP

KCP-601-L
Super Viser Clamp (17")

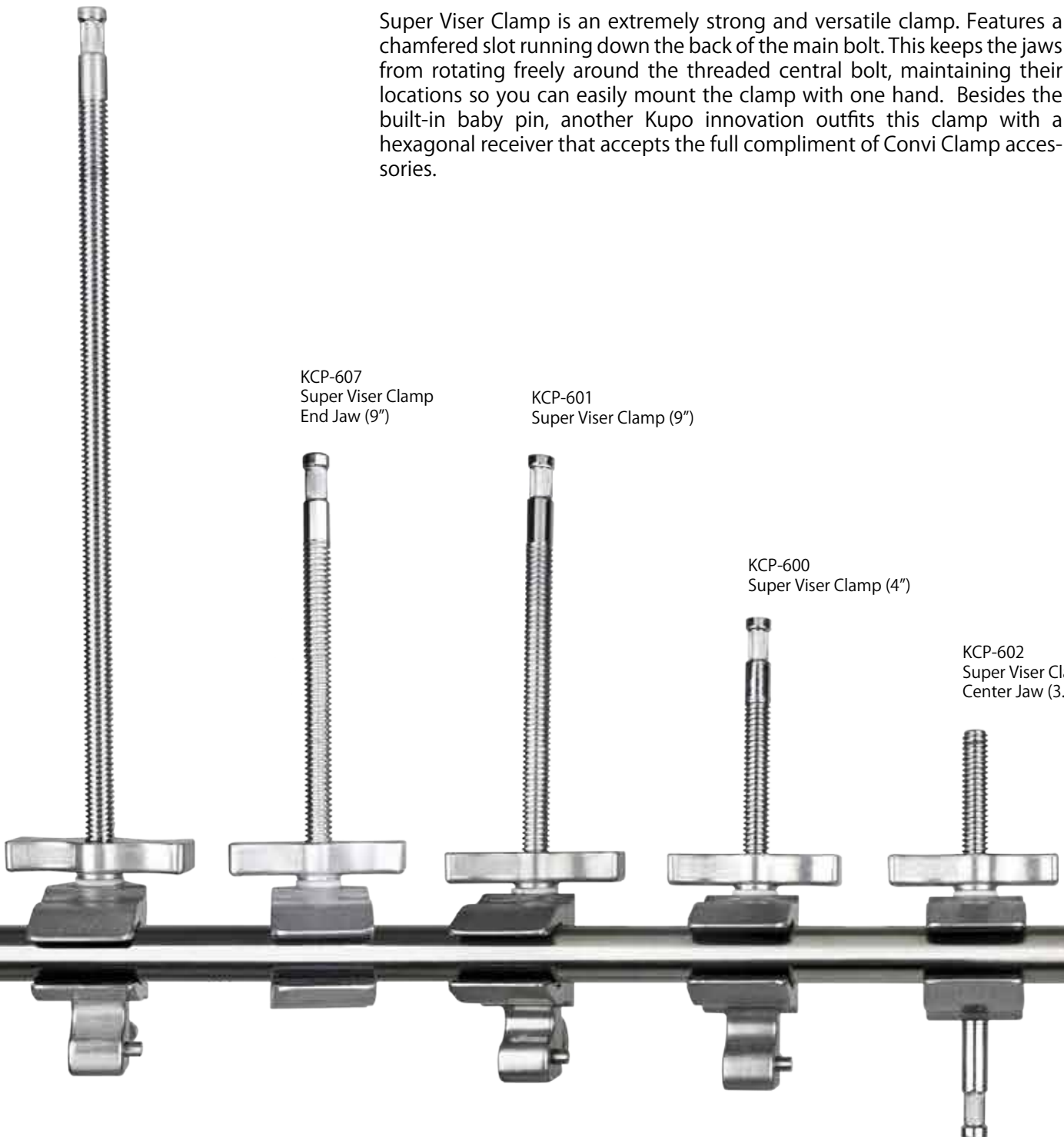
Super Viser Clamp is an extremely strong and versatile clamp. Features a chamfered slot running down the back of the main bolt. This keeps the jaws from rotating freely around the threaded central bolt, maintaining their locations so you can easily mount the clamp with one hand. Besides the built-in baby pin, another Kupo innovation outfits this clamp with a hexagonal receiver that accepts the full compliment of Convi Clamp accessories.

KCP-607
Super Viser Clamp
End Jaw (9")

KCP-601
Super Viser Clamp (9")

KCP-600
Super Viser Clamp (4")

KCP-602
Super Viser Clamp
Center Jaw (3.5")





The groove keeps the jaws aligned with one another.

KCP-601-L
Super Viser Clamp (17")



KCP-660B
Mini Viser Clamp



KCP-662B
Mini Viser Clamp
w/ Baby Stud



KCP-667B
Mini Viser Clamp
w/ 5/8"-27 Thread



KCP-604
Super Viser Clamp
End Jaw (4")





Super Viser Clamp is built with an aluminum die casting body making it sturdy and lightweight. The moveable jaws are designed for mounting on tubes or planks up to 101mm (228mm is available for longer version KCP-601). With the innovative grooved design on the threaded shaft, both jaws can be kept in the same direction all the way. In addition to the 16mm pin located at the end of the shaft, the unique design of 16mm socket is also built on the clamp that allows all Convi Clamp accessories to fit onto the Super Viser.

Features:

(1) Anti-Twist

A clever groove notched into the back of the clamp keeps the jaws aligned with one another as they open and close.

(2) Rubber Padded Jaws

Mechanical interlocking design instead of glue between the rubber pad and the aluminum die-casting jaws makes the rubber pad firmly attached to allowing secure mounting vertically or horizontally.

(3) 16mm(5/8") Baby Pin

The threaded shaft terminates in a 5/8" pin for mounting lights or grip accessories.

(4) Hex Receiver

The hex socket is compatible with Convi or Super Clamps for additional mounting options.

(5) Beefy Handle

The ergonomically designed handle provides maximum torque.



YOUTUBE
KUPO SUPER
VISER CLAMPS




The groove keeps the jaws aligned with one another.




Mechanical interlocking design makes the rubber pad firmly secure on the jaw.




Knurled neck for the maximum friction.



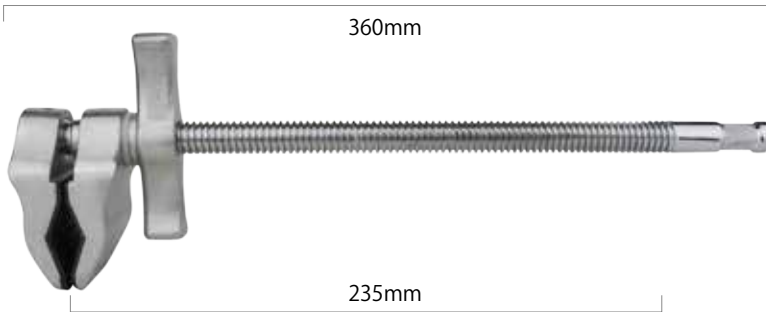
KCP-600 Super Viser Clamp 4" (10.16cm) **W** 0.67kg / 1.48lbs




KCP-601 Super Viser Clamp 9" (24cm) **W** 0.86kg / 1.9lbs




KCP-601-L Super Viser Clamp 17" (44cm) **W** 1.36kg / 3lbs



KCP-607 Super Viser Clamp End Jaw 9"(23.5cm) **W** 0.68kg 1.5lbs



KCP-604 Super Viser Clamp End Jaw 4"(10.5cm) **W** 0.61kg 1.35lbs



KCP-602 Super Viser Clamp Center Jaw 3.5"(9cm) **W** 0.67kg 1.48lbs

The Center Jaw Super Viser clamp features a fixed baby stud instead of fixed baby receiver at the end of the jaw which offers a different mounting solution to the traditional Super Viser Clamp in certain operating conditions.




KS-610 Shaft Extension Adapter **W** 0.4kg 0.88lbs

Constructed from precision machined steel with chrome plated surface treatment, the shaft extension adapter allows the center jaw of the super viser clamp to increase the length of the shaft for a wider gripping range to 10"(25.4cm).



Application:





1/4"-20 threaded female on the dia. 3/8"(10mm) knurled rod.



3/8" -16 threaded male stud on the bottom of jaw.



Groove design keeps the jaws aligned with one another as they open and close.

KCP-660B Mini Viser Clamp **W** 280g 9.9oz

Mini version of the Super Viser Clamp which features a 1/4"-20 thread female on the dia. 3/8"(10mm) knurled steel rod and a 3/8"-16 male stud on the bottom of the jaw for connecting with a variety of lighting and video accessories. Ideal for a small backlight, to help hold a portable greenscreen, shotgun mic and perfect for confined spaces like tabletop photography or car interior photography. Jaws are constructed with alloy die-cast aluminum and mechanically interlocked with the rubber pad which gives superior weather assistance for locking it securely and gives maximum gripping range up to 2"(51mm). The 1/4" male -1/4" male adapter spigot (KS-051) is included.



1/4"-20 threaded female on the dia. 5/8" (16mm) baby stud .



3/8" -16 threaded male stud on the bottom of jaw.



Groove design keeps the jaws aligned with one another as they open and close.

KCP-662B Mini Viser Clamp w/ Baby Stud **W** 351g 12.4oz

Features a 5/8"(16mm) baby stud instead of 3/8"(10mm) shaft for connecting with lightweight lighting fixtures and any accessories with 5/8" (16mm) baby receiver. Meanwhile, a 1/4"-20 threaded female is design for fitting into variety of lighting and video accessories.



5/8"-27 Male Thread for Microphones Mount Holder.



3/8" -16 threaded male stud on the bottom of jaw.



Groove design keeps the jaws aligned with one another as they open and close.

KCP-667B Mini Viser Clamp w/ 5/8"-27 Thread **W** 400g 14oz

Features a 3/8"-16 female to 5/8"-27 male bushing on the 3/8"(10mm) threaded stud for easily mounting microphones on shelves, benches, cross bars, carts or desktop. The removable bushing also allows you to mount any equipment comes with 3/8"-16 female threaded on the clamp.



KCP-195 **W** 100g 3.53oz
5/8"(16mm) Rod Clamp w/ a 5/8"(16mm) Baby Stud

Features a center jaw which allows it to mount the clamp on a 5/8" (16mm) rod and terminated at a 5/8"(16mm) pin for connecting small light, camera or other accessories. Quick and efficient method to add a baby (5/8") pin onto any 5/8" rod without the hassle of removing everything from your grip kit.

Mini Viser Clamp w/ U Grip Applications:



Rod Clamp applications:





KCP-724 Wall Spreader Set For Lumber 2" x 4"

Designed for a background support, or an overhead beam to hang lighting fixtures by placing cut lumber at each end. Just simply screw the planks into the wall spreader ends and then adjust the bolt to ensure a tight fit to wall. It can be used in both horizontal and vertical positions. The thickness of the square steel plate is 0.25"(0.64cm).



KCP-712 Wall Spreader Set For Pipe 1-1/2" Schedule 40

The function is as the same as KCP-724 but rigging of any round pipe comes with 1-1/2" schedule 40 which is OD 1.9"(48.3mm) instead of lumber between two rigid points. The thickness of the square steel plate is 0.25"(0.64cm).



KCP-129 10" C-Clamp w/ Adjustable Junior Receiver

Constructed from drop forged steel with black powder coated the 10" C-Clamp comes with an adjustable 1-1/8"(28mm) Junior receiver that allows you to rig lighting fixture while mounting this clamp in both vertical or horizontal way. The safety wire is built with the clamp to ensure this essential safety aid is always on hand. Safety pin is attached with safety wire to keep it safe for pan adjustment of light fixture while the knob of clamp is loose.



KCP-114 4" C-Clamp W/ Baby Stud

KCP-116 10" C-Clamp w/ Baby Stud

Constructed from black coated steel, the C-Clamp comes with two separate 5/8"(16mm) baby pins on different positions which allows mounting a light fixture in desired position.



KCP-117 4" C-Clamp w/ Tree Branch Holder

Constructed from zinc plated steel, the 4" C-Type clamp welded with tree branch holder to use a real tree branch instead of a cello or wood cookie for natural branch movement. The ear for mounting in grip heads is welded on to c-clamp allows quickly mount a tree branch in any desired position.



KCP-141 Split C-Clamp for 1-1/2" Sch.40(48.3mm) pipe

Taking two halves of 10" clamp and welded speed rail fittings which allow using 1-1/2" schedule 40 (48.3mm) pipe and creating a C-clamp for any size span.





KCP-605 6" Chain Clamp

W 1kg
2.2lbs



KCP-606 10" Chain Clamp

W 1.2kg
2.64lbs

The Kupo Chain Clamp with Duel Baby 5/8" Studs is a versatile lighting rig that allows you to mount on any size pipe up to 6"(KCP-605) or 10"(KCP-606) in diameter. Due to the flexibility of the chain, it can be wrapped around odd shaped objects such as a tree branch. This clamp features two baby 5/8"(16mm) studs, one mounted on the back of the clamp and another at a right angle at the end of the handle that is used to adjust the tension when locked down. The studs have a knurled texture to prevent fixtures from rotating when locked in place. The release lever has a set-screw with a knob to prevent accidental opening of the clamp when locked in place.

Features:

1. Ideal for holding awkwardly shaped pieces.
2. Easy to adjust pressure and fit. Works by turning the 5/8" baby stud in the rear of clamp.
3. The chain is built with high-grade heat-treated alloy steel for maximum toughness and durability.
4. Two 5/8" baby pins provides strong support for lighting fixtures in opposite directions.
5. The embossed neck of 5/8" baby studs offer the maximum friction for mounting a lighting fixture.



Embossed neck offers the maximum friction.



Always lock with safety T-handle for better protection.



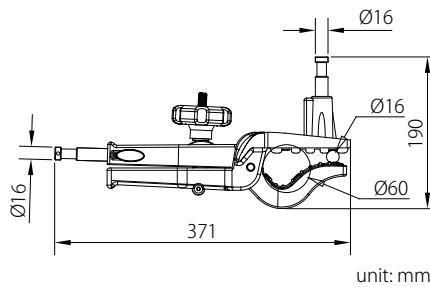
On a tree.



On a steel tube.



YOUTUBE
KUPO LARGE GAFFER GRIP (KCP-500)



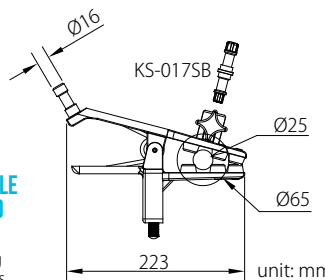
KCP-500 Large Gaffer Grip

W 1.25kg
2.75lbs **max** 10kg
22lbs

A quick mounting and multi-purpose clamp which will grip on flat or round surfaces. There is a variable tension control knob with a removable baby 5/8"(16mm) pin mounted in a female baby receiver in the handle and another 5/8"(16mm) pin mounted on the flat part of the jaw. The clamp works on diameters from 0.63-2.36"(16-60mm).



YOUTUBE
KUPO SMALL ADJUSTABLE GAFFER GRIP (KCP-550)



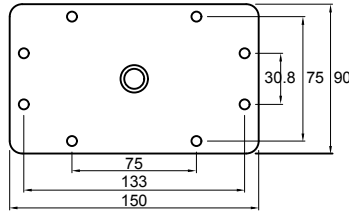
KCP-550 Small Adjustable Gaffer Grip

W 0.66kg
1.45lbs

A quick mounting and multi-purpose clamp which will grip on flat or round surfaces. There is a variable tension rubberized control knob with a removable baby 5/8"(16mm) pin mounted in a female baby receiver in the handle and another 5/8"(16mm) pin mounted on the flat part of the jaw. The clamp works on diameters from 0.63-2.36"(16-60mm).



YOUTUBE
KUPO WALL PLATE
W/ 3" BABY STUD (KS-046)



KS-046 3" Baby Wall Plate **W** 0.4kg
14.1lbs

Same plate size 3.5 x 6" (9 x 15cm) and function as KS-043, but with a welded 3" long 5/8" baby stud. The 75mm x 75mm drilled holes allows to easy mount for any LCD monitor which comes with standard VESA mount 75mm x 75mm.



YOUTUBE
KUPO RIGHT ANGLE BABY
WALL PLATE (KS-043)



KS-043
Right Angle Baby Wall Plate

W 0.65kg
1.44lbs

3.5 x 6" (9 x 15cm) plate welded with a right angle 5/8" baby stud. 8 anchor points are for nails or screws giving options for mounting anywhere. May be used on a wall, ceiling, or an apple box where it is not easy to set up a lighting stand or boom arm.



KS-047
Baby Receiver Plate **W** 0.62kg
1.37lbs

With the same plate size 3.5 x 6" (9 x 15cm) and function as baby wall plate, but welded with a 5/8" baby receiver. Great tool to mount a lighting fixture or grip accessory to a wall. Mount to a baby stand directly or take off the knob for access in to a junior receiver or use as a platform for monitor, speaker or lighting fixtures.



YOUTUBE
KUPO JUNIOR WALL
PLATE (KS-048)



KS-048 Junior Wall plate **W** 0.68kg
1.5lbs

Same plate size 3.5 x 6" (9 x 15cm) and function as KS-043, but welded with a 4" long 1-1/8" junior receiver for larger lighting.



W 0.47kg
1.04lbs

KS-145 Baby Cheater Wall Plate

With the same plate size 3.5 x 6" (9 x 15cm) and function as a baby wall plate, but with welded 3" long baby pin at an angle. It is designed for eliminating barn door interference when positioning a lighting fixture.



YOUTUBE
KUPO BABY WALL PLATES
(KS-045 & KS-044)



KS-045
6" Baby Wall Plate **W** 0.72kg
1.59lbs

Same plate size 3.5 x 6" (9 x 15cm) and function as KS-043, but with welded 6" long 5/8" baby stud.



W 0.8kg
1.77lbs

KCP-340
Baby Plate w/ EZ Grip Finger

The square plate attached to the ball joint pivots from -45° to 90° while the collar rotates 360° incorporating another 5/8" pin. Plate size: 3.5 x 6" (9 x 15cm)



KS-057
Offset Baby Wall Plate **W** 0.94kg
2.07lbs

With the same plate size 3.5 x 6" (9 x 15cm) and function as baby wall plate, but with welded 9" long post with 2 Baby (5/8") mounting studs for fixtures.



YOUTUBE
KUPO BABY WALL PLATES
(KS-045 & KS-044)

KS-044
9" Baby Wall Plate **W** 0.85kg
1.88lbs

Same plate size 3.5 x 6" (9 x 15cm) and function as KS-043, but with welded 9" long 5/8" baby stud.



REMOVABLE TWIST-ON CENTER MOUNTING PLATE

Removable twist-on center mounting plate equipment provides an ideal mounting solution for all lighting fixtures and Kino flo in particular. Features a rigid steel ball head and a ratcheting handle allowing all axis lock with one locking handle. The located pin and obvious laser marking makes it effortlessly to twist-on or remove the mounting plate from the lighting fixture.



YOUTUBE
KUPLO OFF-SET
MOUNTING PLATE
W/ BABY RECEIVER
(KCP-415)



Compatible with kino flo rear mounting plate.

KCP-415 **W** 975g
2.15lbs

Off-Set Mounting Plate w/ Baby Receiver (16mm)

Mounting plate to attach Kino flo 2' and 4' fixtures to any industrial standard 16mm spigot. Features a steel ball head welded with the offset adapter for the maximum strength and offers excellent balance for the weight of fixture on the center of the stand.



YOUTUBE
KUPLO OFF-SET
MOUNTING PLATE
W/ 3/8" (10MM) PIN
(KCP-417)



KCP-417
Swivel Mounting w/ 3/8" Pin (10mm)

W 715g
1.58lbs

Mounting plate to attach Kino flo 2' and 4' fixtures to a griphead (century stand knuckle). Features a steel ball head welded with the 10mm knurled rod for the maximum strength.



Dimension:
23cm(L)X 10cm(W) X 0.3cm(T)

KCP-416 **W** 180g
6.35oz

Twist Lock Rear Mounting Plate for Kino Flo Double

This ingenious engineered plate is made with lightweight and durable aluminum and is designed for attaching the back of the lighting fixture. It accepts KCP-415 (off-set mounting adapter with baby receiver) or KCP-417 (Swivel mounting adapter with 3/8" rod) and Kino flo Double in particular.



Dimension:
23cm(L)X 20cm(W) X 0.3cm(T)

KCP-418 **W** 360g
12.7oz

Twist Lock Rear Mounting Plate for Kino Flo 4 Bank

This ingenious engineered plate is made with lightweight and durable aluminum and is designed for attaching the back of the lighting fixture. It accepts KCP-415 (off-set mounting adapter with baby receiver) or KCP-417 (Swivel mounting adapter with 3/8" rod) and Kino flo 4 Bank in particular.



KCP-421 **W** 390g
0.86lbs

Mounting Plate w/ Super Knuckle Baby Receiver (16mm)

Mounting plate to attach Kino 2' and 4' fixtures to any grip equipments comes with 5/8" (16mm) stud. Features double socket arm with balls and central knob allowing you to lock with one clamping action.



KS-231
Quick-released Adapter w/ Plate (14.7 x 16.2cm)

KS-232
Quick-released Adapter w/ Plate (18.5 x 21.5cm)

This quick release adapter set includes an aluminum plate and a multifunction adapter that fits with any equipment that comes with 5/8" (16mm) baby stud, 1/4"-20 male threaded, 3/8"-16 male thread or Arca-swiss style ball head. Four supplied screws make aluminum plate mounting on the case with ease, plus twist-to-lock multifunction adapter allows it to be a great mounting solution for your case (or anything aluminum plated can be mounted on) on stand, tripod, Convi clamp, articulated arm.

SUPER CONVI CLAMP

The Super Convi Clamp is more than just an amazing clamp, it's the foundation of an entire grip system. Features a hexagonal receiver that accepts dozens of Convi accessories from a simple stud to the versatile Max Arm to mount almost any light fixture, camera or accessory.

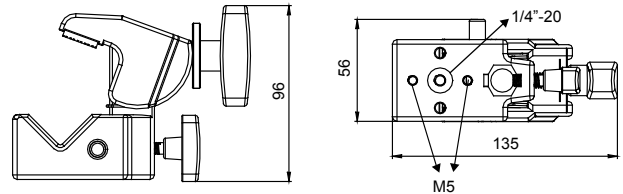


SUPER CONVI CLAMP

The Super Convi Clamp, made of lightweight cast alloy, can be securely mounted on any tube from 5 to 51mm and equipped with a saddle for mounting onto flat surfaces. The elastic P.U. pad also reduces surface damage and enhances gripping action. All metal parts are made of stainless steel to make them sturdier with anti-rust features. The die-cast aluminum of the locking knob make it very rugged. With a built-in female socket it allows the use of any attachments to hold anything from backgrounds to lighting fixtures. The spring safety locking system also offers double insurance when the screw locking action is not completely finished.




YOUTUBE
KUPO SUPER CONVI CLAMP
SYSTEM (KCP-700 & KCP-710)



KCP-700 Super Convi Clamp-Silver **W** 0.45kg 1lbs **max** 20kg 44lbs
KCP-700B Super Convi Clamp-Black



YOUTUBE
KUPO SUPER CONVI CLAMP
SYSTEM (KCP-700 & KCP-710)



KCP-710 Super Convi Clamp w/Racheted Handle-Silver **W** 0.45kg 1lbs **max** 20kg 44lbs
KCP-710B Super Convi Clamp w/Racheted Handle-Black

KCP-710 and KCP-710B features a ratcheted handle that allows the user to rotate the handle in a complete circle to tighten or loosen it in a very tight operating space.



KD-730 Silver
KD-730B Black
 Super Convi Clamp Additional Socket **W** 130g 4.58oz
 Offer an additional 5/8" (16mm) socket to Super Convi Clamp.

KD-731B
 Additional Socket w/ Spring Safety Pin **W** 141g 4.98oz
 Same fuction as KD-730B, but with a spring safety pin and hole for safety wire.



KCP-7SDL Super Convi Clamp Saddle **W** 0.01kg / 0.02lbs

This Super Convi Clamp accessory is a durable triangular plastic wedge that presses into the jaw of any Convi Clamp to enable the clamp to be mounted securely on flat surfaces. (Set of four)

Specifications:

Length: 1.7"(4.31cm) / Height: 0.75"(1.91cm) / Width: 1.06"(2.69cm)



W 1.09kg / 2.4lbs

KCP-720 Double Super Convi Clamp (Silver)

The Double Super Convi Clamp is a pair of Super Convi Clamps joined back to back providing a 90 degree angle. You can use a couple of Double Super Convi Clamps to join a whole variety of materials together such as a cross bar on a pair of Kupoles.

W 1.09kg / 2.4lbs

KCP-720B Double Super Convi Clamp (Black)



YOUTUBE
KUPOL GRIP HEAD
W/ HEX STUD (KCP-260B)



KCP-260B Grip Head w/ Hex Stud **W** 0.64kg / 1.41lbs

The Grip Head with Hex Stud is identical to the 2-1/2" Grip Head with big handle but is not mounted to a baby 5/8" (16mm) receiver, it's mounted to a hexagonal stud designed to fit the Super Convi Clamp and Super Viser Clamp systems. It is most often used in conjunction with a grip arm, giving you complete flexibility to position gobos "go between" such as flags, scrims and silks as well as other accessories virtually anywhere. This grip head is clad in a stealthy black powder coated finish.

KCP-270B Super Convi Clamp Griphead **W** 1.09kg / 2.4lbs

This is a small and lightweight component of the Super Convi clamp and Grip Head with hex stud that allows you to insert lighting and grip arms. The Super Convi Clamp securely fastens around a lighting stand or tripod leg or many other sources allowing you to be versatile with your lighting set-ups.



KCP-701 Toothy Convi Clamp - Silver **W** 0.5kg 1.1lbs

The Toothy Convi Clamp is designed, as the name suggests, with teeth for the purpose of biting and gripping trees and other wood surfaces.



KCP-715 Toothy Convi Clamp w/ Coupler

Featuring a half coupler for 2"(48-51mm) tube with the toothy Convi clamp making it useful in a variety of situations.

W 1kg 2.2lbs **max** 15kg 33lbs



Clamp Barrel Range: 13-55mm

KCP-735 Binocular Clamp

W 0.45kg 1lbs **max** 20kg 44lbs

Ideal mounting solution for keeping your binocular in place on any tripod head or fluid head. It features an unique large serration design that keeps your binocular from slipping and the 1/4"-20 thread female under the clamp is used for mounting on any tripod head or fluid head.



Key-locking knob

KCP-736B Super Convi Clamp w/ Security Knob

Features a keyed locks knob which provides a security solution while your valuable equipment is mounted in a public place. High strength composite of the locking knob assures the reliability and durability to prevent your devices from theft and unwanted tampering.

W 0.45kg 1lbs **max** 20kg 44lbs



W 0.51kg 1.12lbs

KCP-738 Super Convi Clamp for ARRI PSU Rail Mount

Super Convi Clamp equipped with a CNC aluminum plate which allows Arri PSU Rail Mount Adapter to be effortlessly slide on. A great mounting solution for supporting the power supply unit on any tube from 5-51mm (especially on wheeled light stand) or flat surface.

CUSTOM COLORS & LASER ENGRAVING LOGO
are available upon request! (MOQ 200 pcs)




Designed for any device with V-lock wedge to attach to pipe or tube.

W 0.5kg 1.1lbs

KCP-739 Super Convi Clamp With V-Lock Base

This clamp is made of classic Super Convi Clamp with CNC-machined aluminum V-lock base, making an easy fit to pipe or tube dia. 5-51mm for any device with V-lock wedge (KS-270 not included).



KCP-740 Super Convi Clamp W/ Front Box Mounting Plate

Super Convi Clamp comes with an aluminum made front box mounting plate that allows you to mount your front box on the stands, tripods, tables, dolly or any object comes with outside dia. from 5mm to 51mm.

W 0.5kg 1.12lbs



KS-001 3/8" Snap In Pin **W** 85g 3oz
Solid steel 3/8"(9.5mm) Snap in Pin works with gobo head or fixture with 3/8" receiver.



KS-002 1/2" Snap In Pin **W** 120g 4.23oz
Solid steel 1/2"(12.7mm) Snap in pin works with gobo head or fixture with 1/2" receiver.



KS-003 5/8" Snap In Pin **W** 160g 5.64oz
Made by chrome steel, this 5/8" Snap in Pin comes with hex end for Convi Clamp and the other round end for lighting fixture or gobo head.



KS-004 M12 x 30 Stud **W** 70g 2.46oz
Solid steel TVMP Snap In Pin comes with M12 male threaded allows to attaches right to the yoke of lighting and works with Covi clamp.



KS-005 M10 x 25 Stud **W** 65g 2.29oz
Solid steel TVMP Snap In Pin comes with M10 male threaded allows to attaches right to the yoke of lighting and works with Covi clamp.



KS-006 M12 Threaded Socket w/ Bolt **W** 85g 3oz
Solid steel TVMP Snap-in Pin comes with M12 threaded socket and bolt allows to attaches right to the yoke of lighting and works with Covi clamp.




KS-007 M10 Threaded Socket w/ Bolt **W** 90g 3.17oz
Solid steel TVMP Snap-in Pin comes with M10 threaded socket and bolt allows to attaches right to the yoke of lighting and works with Covi clamp.



KS-008 Joining Stud/Swivel **W** 25g 0.88oz
Made by chrome steel, this double hex stud allows you to joint two Convi Clamps at six different locking positions to each other.



KS-009 150mm Extension **W** 100g 3.53oz
Made by chrome steel, this 150mm extension bar allows you to joint two Convi Clamp together at a distance of 15 cm from each other.



KS-010 Offset Arm 215mm (8.4") **W** 540g 19oz
Steel made offset arm with a two hex adapters, one on the end of the arm and another at a right angle to it for mounting flexibility. The other side of the arm features two opposing baby 5/8" pins for mounting light fixtures or any other baby accessory with a baby receiver.



KS-016 90 / 45 degree Joining Stud **W** 25g 0.88oz
Designed for Convi clamps it can be joined back to back at right or repeatable angles. Useful for making frames or mounting heavy duty crossbars.



YOUTUBE
KUPO 90/45 DEGREE JOINING STUD (KS-016)



KS-012 Swivel Steel U hook (Set of 2) **W** 182g 6.42oz
The Steel U hook with a hex pin is perfect for hanging strobe packs, ballasts, or rigging background crossbars to light stands. The hook accepts pipes that measure 2" in diameter.



KD-815P Cup Holder **W** 200g 7.05oz
Cup holder is ideal widget allowing easy connection with Convi clamp (KCP-700) or 4 way clamp (KCP-950) to add space to a cluttered desk and keep you from accidentally spilling your drinks. The holder is made of durable aluminum alloy with dia. 7.4cm space which can fit most standard coffee cups.





KS-014 Hex Stud 3/8"-16M & 1/4"-20M **W** 40g 1.41oz

Solid brass hex camera stud is designed for Convi clamps. It comes with 3/8"-16 male and 1/4"-male thread to mount camera directly to a camera head.



KS-015 Hex Stud 3/8"-16F & 1/4"-20F **W** 25g 0.88oz

Solid brass hex adapter is designed for Convi clamps. It comes with 3/8"-16 female and 1/4"-20 female thread.



W 38g 1.34oz

KS-020 / KS-020B 5/8" Compact Alu. Snap in Pin

Lightweight aluminum 5/8" (16mm) adapter with hex stud for Convi clamp and round head in the other side. Special for Desisti & laniro lighting fixtures.



YOUTUBE
KUPU HEX BABY
STUD 3/8"-16
(KS-025)



KS-025 Hex Baby Stud 3/8"-16 **W** 70g 2.47oz

Solid brass made, this stud comes with hex end for Convi Clamp and the other round end for lighting fixture. It also allows rotating while connecting two Convi clamps. 5/8"(16mm) baby stud with 3/8"-16 male threads.



YOUTUBE
KUPU HEX BABY
STUD 1/4"-16
(KS-026)



KS-026 Hex Baby Stud 1/4"-20 **W** 70g 2.47oz

Solid brass made, this stud comes with hex end for Convi Clamp and the other round end for lighting fixture. It also allows rotating while connecting two Convi clamps. 5/8"(16mm) baby stud with 1/4"-20 male threads.



W 45g 1.59oz



KS-038 Hex Adapter w/ 3/8"-16F & 3/8"-16M

Solid brass made 5/8" hex adapter keeps it from rotating in Convi clamp with one end 3/8"-16 female threads and the other end 3/8"-16 male threads.



W 45g 1.59oz



KS-130 Hex Adapter w/ 3/8"-16F & 1/4"-20M

Solid brass made 5/8" hex adapter keeps it from rotating in Convi clamp with one end 3/8"-16 female threads and the other end 1/4"-20M male threads.



W 100g 3.53oz

KS-023H 3/8" Head Mounting Plate w/5/8" Hex Stud

Round flat plate made to mount ball head or any other accessory tapped with a 3/8"-16 threads for Convi clamp. Features a hex stud which keeps the stud from rotating inside the Convi clamp.



KS-011 100mm Square Mounting plate **W** 290g 10.23oz

10 x 10cm plate welded with a 5/8" hex stud for fitting into Convi clamps.




KS-018H Hex 16mm Stud W/M10 Thread **W** 62g 2.19oz

Solid brass made hexagonal stud comes with M10 threads and wing nut for stirrup's fixture for a rapid connection to Convi Clamp.



YOUTUBE
KUPO SQUARE
CLIP (KD-816)



KD-816P / KD-816B Square Clip

The handy aluminum spring clamp provides an excellent mounting solution of your posters that can be surely clipped by its spring tension clamp and easily connect to the Convi clamp (KCP-700) with the 5/8" adapter terminated at the bottom of the clamp. (5.3cm W x 9cm H)

KS-031 Snap-in Right Angle Pin

W 410g
14.46oz

This stud features a hex pin on one side for the Convi & Super Viser Clamp Systems and a baby stud for easy mounting of lighting fixtures or accessories.



YOUTUBE
KUPO HEX SWIVEL
EXTENSION ARM W/
BABY RECEIVER (KS-019)



KS-019 Swivel Extension Arm w/ 5/8" Receiver **W** 354g
12.5oz

A mini extension arm with 5/8" baby receiver on one side and a hexagonal stud on the other for fitting into the Convi clamp. The double ball elbow joint offers the ability to articulate the two sides in any directions.



KS-195 Extension Arm w/ Universal Adapter Spigot **W** 0.2kg
0.44lbs

Constructed from solid aluminum die-cast material with black powder coating, the Kupo Extension Arm is a 6" extension arm designed for attaching to a Super Convi clamp for hanging a light or a camera from a light stand or pole. The extension arm features a 16mm(5/8") baby receiver and a removable universal adapter spigot with 1/4"-20 and 3/8"-16 male threads. The arm end has a hex-shaped stud that snaps into a Super Convi Clamp or Super Viser clamp preventing the arm from rotating.



YOUTUBE
KUPO MINI FLEX ARM W/
ALLIGATOR CLIP (KD-735P)



KD-735P Mini Flex Arm w/ Alligator Clip **W** 118g
4.2oz

The Mini Flex Arm with Alligator Clip is a flexible arm with a 3/8"-16 female thread tapped inside a baby 5/8"(16mm) stud on one side and an alligator clip on the other. It's the perfect accessory to hold small items such as a mini flag or reflector. It's 11.4"(29cm) in length.



Fit to Convi clamp



Fit to four way clamp



Opening for shoulder strap

KS-099 Bracket for Vagabond Mini Lithium Portable Power Pack **W** 160g / 5.7oz

Great widget for offering mounting solutions to the Vagabond Mini Lithium Portable Power Pack. Matte-black, neat profile, and the sturdy steel yoke is built to go through strap slots on the Vagabond and hold it without slipping. Through a single screw, it can be quickly and firmly fastened to the 1/4"-20 socket of power pack. The welded hex stud is customized to fit the Convi clamp and four-way clamp, leaving the power pack mounted anywhere without spinning. Each end of the yoke is slotted for accommodating a shoulder strap, making it easy for moving and carrying the portable power pack. *Vagabond Mini Lithium is a registered trademark of PAUL C. BUFF, INC.




With adapters



With adapter and V mount battery

KS-199 Multifunction V-mount Battery Bracket Kit

Made with Convi clamp (KCP-700) and a V-mount battery bracket, it offers a great storage and mounting solution for your battery and transformer and an ideal way to both stabilize your light stand and free up floor space. The bracket constructed from precise laser-cutting steel with black matt powder-coated finish makes it work seamlessly with battery, transformer and Convi clamp. The built-in V-mount battery holder allows you to secure mount a battery on the bracket effortlessly and a D-Tap output is also equipped for connecting your gear. In the reverse position of the bracket, the unique transformer cradle keeps your transformer in place inside the bracket with the elasticized Velcro. Simply making use of two tear-shaped holes, the bracket can be quickly hung on the plastic stoppers mounted in the bottom of Convi clamp. With the spring-loaded clamp, it allows it to fit a variety of stand widths up to 50mm in diameter and is easy to snap on and off for quick set up or take-down.



KCP-700-LDS

An L-shape tiny bracket that fastens LD system array CURV 500 SLAT with Convi clamp. Made of thickness 4.5mm roll steel. Sturdy and durable. Machined with 2 x M6 countersunk bores for connecting CURV 500 SLAT, and 1 x M12 bore for connecting a stud with Convi clamp.

KCP-700-PRM

PSU Rail Mount Adapter for Convi Clamp **W** 55g / 1.94oz

CNC made anodized aluminum plate designed for the Super Convi Clamp with two M5 sets screws. This allows for the Arri PSU Rail Mount Adapter to be easily attached, and provides a mounting solution for supporting the power supply unit on any tube from 5-51mm (especially on wheeled light stand) or flat surfaces with the Super Convi Clamp. (Size: 50 x 29.5 x 16mm)



YOUTUBE
KUPO SQUARE
J HOOK (KD-795B)



KD-795B Compact U Hook - Black
KD-795P Compact U Hook - Silver

The aluminum made Compact U Hooks (Set of two) are accessories for the Convi Clamp (KCP-700). It has a narrow profile (1.6cm in depth) which can hold thinner objects that are flat and narrow.



KD-710P-C
Panel holder for thickness up to 1.0cm


KD-712
Panel holder for thickness up to 1.2cm



Aluminum made panel holder comes with hex neck allows to have six angle adjustment in Convi Clamp (KCP-700).



YOUTUBE
KUPO BOOK SHELF
(KD-742P)



KD-742P
Book Shelf - Silver max 9kg
19.8lbs

The aluminum made L bookshelf comes with connecting adapters that allows to firmly attached to Convi clamp (KCP-700). Ideal for temporary keeping your equipments or books in place on the L shaped shelf to a stands, poles or truss. Size: 25cm(W) x 20cm(D) x 25cm(H).



YOUTUBE
KUPO CATALOGUE
SHELF (KD-743P)



KD-743P
Catalogue Shelf - Silver max 9kg
19.8lbs

The aluminum made L catalogue shelf comes with connecting adapters that allows to firmly attached to Convi clamp (KCP-700). Ideal for temporary keeping your equipments or catalogue in place on the L shaped shelf to a stands, poles or truss. Size: 25cm(W) x 8.6cm(D) x 25cm(H).



KD-790B Bracket Shelf Holder - Silver
KD-790P Bracket Shelf Holder - Black

The aluminum made L Bracket Shelf Holder is 2 right angle brackets with a hex stud mounted to one side. They are good for mounting flat objects to a pair of Kupoles with Convi clamp (KCP-700).



YOUTUBE
KUPO ALUMINUM
DISPLAY SHELF (KD-740P)

KD-740P
Display Shelf - Silver max 4.5kg
9.9lbs


Constructed from 38 x 38cm aluminum square display shelf and a 37cm long extension shaft which allows it to attached on Convi Clamp (KCP-700) with supplied screws. The square display shelf is able to be adjusted on the shaft to the desired position with the 16mm baby receiver and locking knob equipped under the shelf.



YOUTUBE
KUPO BANNER ROD
W/ STUD (KD-760SP)

KD-760SP Banner Rod with Stud - Silver

The aluminum rod is measured 25mm in diameter and 61cm in length allows you to easy hang flags, banners and various display items with the Convi clamp (KCP-700)



16MM MALE ADAPTERS



YOUTUBE
KUPO ROUND STUD
W/ 3/8"-16M & 1/4"-20M
THREADS (KS-014R)



KS-014R Round Stud 3/8"-16M & 1/4"- 20M **W** ^{40g}_{1.41oz}
Solid brass round camera stud with 3/8"-16 male and 1/4"-20 male thread to mount camera directly to a camera head. This is a replacement stud for the Tilting Umbrella Adapter.



YOUTUBE
KUPO ROUND STUD W/
3/8"-16F AND 1/4"-20F
RECEIVERS (KS-015R)



KS-015R Round Stud 3/8"-16F & 1/4"- 20F **W** ^{32g}_{1.13oz}
Solid brass round adapter comes with 3/8"-16 female and 1/4"-20 female. This is a replacement stud for the Tilting Umbrella Adapter.



YOUTUBE
KUPO UNIVERSAL
STUD (KS-017)



KS-017 Brass universal Adapter Spigot **W** ^{70g}_{2.47oz}
Universal 5/8" (16mm) stud w/ 3/8"-16M and 1/4"- 20M.

KS-017SB Steel Universal Adapter Spigot
Steel made universal 5/8" (16mm) stud w/ 3/8"-16M and 1/4"-20M (Black).

KS-073
Adapter Stud 3/8"-16F & 1/4"-20M **W** ^{40g}_{1.41oz}
Solid brass made 5/8" adapter stud with 3/8"-16 female thread is designed to convert an accessory with 3/8"-16 male threads to an industry-standard 5/8" stud to support equipment such as light fixtures. The stud is topped with 1/4"-20 male threads for additional mounting options.



KS-018 5/8" (16mm) Stud w/ M10 Thread **W** ^{62g}_{2.19oz}
Easy to be mounted on the yoke of a lighting fixture with the M10 thread and wing nut.



KS-075 Adapter Stud to 3/8"-16 Thread **W** ^{70g}_{2.47oz}
Solid brass round 5/8" adapter stud with 3/8"-16M.



KS-027 5/8" (16mm) Male Adapter (M10) **W** ^{70g}_{2.47oz}
Steel made 5/8" (16mm) Adapter with tapped M10 thread female.



KS-037 5/8" (16mm) Male Adapter (3/8") **W** ^{70g}_{2.47oz}
Steel Made 5/8"(16mm) Adapter With tapped 3/8"-16 thread female.



YOUTUBE
KUPO BABY 5/8" STUD W/
1/4"-20F THREAD (KS-076)

W 40g
1.41oz

KS-076 5/8" Stud w/ 1/4"-20 Female Thread

3.5" long 5/8" baby stud with 1/4"-20 female thread which is designed to mount a stud on a tripod or anything with a 1/4"-20 thread.



W 40g
1.41oz

KS-096 5/8" Stud w/ 3/8"-16 Female Thread

3.5" long 5/8" baby stud with 3/8"-16 female thread which is designed to mount a stud on a tripod, suction cup or anything with a 3/8"-16 thread.



W 160g
5.64oz

KS-074 Long Double Stud-5/8"

4.9" long double 5/8" baby stud is designed to connect a lighting fixture to a Convi clamp or an arm with a grip head.



W 50g
1.76oz

KS-077 5/8" Stud w/ 1/4"-20M Thread(12MM)

KS-239 5/8" Stud w/ 1/4"-20M Thread(7MM)

3.5" long 5/8" baby stud with 1/4"-20 male thread designed to screw into a 1/4-20 hole of a small light, a monitor or anything with 1/4"-20 female thread on a Gobo head or Convi clamp.



Microphone



W 50g
1.76oz

KS-078 5/8" Stud w/ 3/8"-16 Male Thread

3.5" long 5/8" baby stud with 3/8"-16 male thread 12mm in length designed to screw into any equipment with 3/8"-16 female thread.



W 60g
2.11oz

KS-129 5/8" Stud w/ 3/8"-16 Male Thread

3.5" long 5/8" baby stud with 3/8"-16 male thread 25.4mm in length designed to screws into or any equipment with 3/8"-16 female thread.



▲ 1/4"-20 male thread




◀ 1/4"-20 female thread

KS-149 Baby Pin w/ 1/4"-20 Male Thread

W 200g
70oz

The 5.5"(140mm) long steel made baby pin with a 1/4"-20 male thread and a 1/4"-20 female thread in reverse position allows you to use your equipment with a variety of grip equipment including standard grip heads, suction cups, light stand, articulating arm and more.



W 180g
6.3oz

KS-115 Double Ended Spigot

Solid brass spigot features a 5/8" (16mm) baby at one end allowing it to fit into the 5/8" receiver of Super Convi Clamp or any piece of gear with a 5/8" receiver providing compatibility with cameras or accessories with a 1/4"-20 threads at the other.

16MM MALE ADAPTERS



YOUTUBE
KUPU BABY 5/8"
GRIP ARM PIN (KS-022)



KS-022 Grip Arm Pin w/ Collar **W** 0.16kg
0.35lbs

5/8" steel baby pin, with 5.5" (14cm) length, is designed for fitting into the grip head and can be connected to the lighting fixtures or other grip accessories. Features a 1/4"-20 female hole on one side and a 3/8"-16 female hole on the other. The knurled neck offers maximum friction and the collar design provides an anchor to prevent the pin from sliding completely through the grip head.



YOUTUBE
KUPU 3/8"-16 MOUNTING PLATE
W/ BABY 5/8" STUD (KS-023)

W 100g
3.53oz

KS-023 3/8" Head Mounting Plate w/ 5/8" Stud

Round flat plate made to mount ball head or any other accessory tapped with a female 3/8"-16 threads for Convi clamp. Feature with 3 locking set screws underneath the plate to fasten up the camera or ball head.



W 100g
3.53oz

KS-024 1/4" Head Mounting Plate w/ 5/8" Stud

Round flat plate made to mount ball head or any other accessory tapped with a female 1/4"-20 threads for Convi clamp. Features with 3 locking set screws underneath to fasten up the camera or ball head.

O.D.17mm spigot(DABO) specialized made for Japanese market



KS-013FS
Ø17mm Steel Spigot **W** 65g
2.3oz
Ø17mm spigot (DABO), female 3/8"-16 threaded.



KS-013F
Ø17mm Steel Spigot **W** 75g
2.65oz
Ø17mm spigot (DABO), female threaded with 3/8"-16 bolt & washer.



KS-113
Ø17mm Steel Spigot **W** 88g
3.1 oz
Ø17mm spigot, female threaded w/ 3/8" to 1/4" stainless steel adapter (26mm width).



KS-013 Ø17mm Steel Spigot **W** 80g
2.9oz
Ø17mm spigot (DABO) male threaded w/ 3/8"-16 washer & lock nut for C-05 & C-01 family.



KS-151 Double Stud 16 to 17mm Adapter **W** 95g
3.36oz
Made by solid steel, this double stud features a knurled neck on one side for the maximum friction and one milled flat on the other to avoid rotating while mounted inside a 5/8" baby receiver. Additional 3/8"-16 female threaded is tapped for connecting with a variety of accessories for video and lighting.



YOUTUBE
 KUPO BABY RECEIVER (16MM)
 W/ 1/4" THREAD MALE (KS-060)



KS-060
 5/8" Baby Receiver w/ 1/4" Thread **W** 90g 3.17oz
 Locking adapter for 5/8" light stand allows vertical or horizontal mounting of a light fixture, flash, or camera that has a 1/4"-20 threaded receptor.



KS-062
 5/8" Baby Receiver w/ 3/8" Thread **W** 90g 3.17oz
 Locking adapter for 5/8" light stand allows vertical or horizontal mounting of a lighting fixture, flash, or camera that has a 3/8"-16 threaded receptor.



KS-144
 5/8" Baby Receiver To 3/8" Diameter Stud **W** 110g 3.87oz
 Made of solid metal, which allows for mounting smaller or 3/8" lights & grip gears to larger 5/8" stud of light stands. This design enables mounting in either a vertical or horizontal configuration!



KS-098
 Adapter Stud 5/8" Receiver to 5/8" Stud **W** 100g 3.52oz
 Constructed from lightweight aluminum to increase the length of the regular baby stud. It converts the threaded baby stud into a non-threaded stud. You may use this adapter at the end of a grip arm or a stand when attaching a right angle mount.



KS-152
 Profoto Stand Adapter Plus 16mm (5/8") **W** 120g 4.23oz
 Specially designed for mounting Profoto, or other strobe heads or monolights with a 16mm (5/8") female mount. The length on this adapter provides a small distance from an overhead pipe or boom to improve aiming of the light head alone over a stud. * Profoto is a registered trademark of Profoto AB. Weight: 110g (3.9oz)



YOUTUBE
 KUPO BABY ADAPTER
 FOR ELINCHROM
 (KS-079)



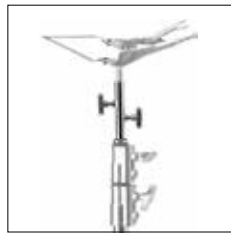
KS-079 Adapter for Elinchrom **W** 70g 2.47oz
 Constructed from lightweight aluminum with knurled neck for the maximum friction while tightening the knob. 1/4"-20 female thread on the top of 16mm stud for attaching any accessories, comes with 1/4"-20 male thread. * Elinchrom is a registered trademark of Elinchrom SA.



YOUTUBE
 KUPO THREE WAY MOUNT
 BABY ADAPTER 5/8"
 FEMALE TO 3/8"-16 MALE
 (KS-162)




KS-162 3 Way Mount Baby Adapter 5/8" receiver to 3/8"-20 Male **W** 150g 5.3oz
 Steel made with black coating, the unique locking adapter for 5/8" (16mm) light stand allows vertical or horizontal mounting of a lighting, flash or camera that has a 3/8"-20 male threads. Features an oblique hole design that enables you to have an additional 35 degree tilt for eliminating barn door interference when positioning a lighting fixture.



KS-071 Double Baby Receiver Adapter **W** 0.91kg / 0.42lbs

Chrome-plated steel female to female adapter, it includes a welded boss to ensure long-lasting operation of the locking knobs. The KS-071 adaptor can be used to convert 5/8" male light stand top to a 16mm female socket or to obtain a 16mm female attachment from 16mm spigot.



W 0.25kg / 0.56lbs

KS-147 Baby Receiver to Cheater Baby Pin

A 5/8" baby receiver welded with a 3" long baby pin at an angle. It is designed for eliminating barn door interference when positioning a lighting fixture or making it effortless to angle down a beauty dish.



KS-146 Right Angle Baby Adapter **W** 0.5kg / 1.1lbs

Made of solid steel, this baby adapter permits a fixed 90-degree angle offset from any baby pin. The other end is TVMP adapter which allows fitting into 1-1/8" (28mm) junior receiver or a 5/8" (16mm) baby stud.




YOUTUBE
KUPO 3-WAY BABY
ADAPTER (KS-148)



KS-148 3-Way Baby Adapter **W** 0.65kg / 1.43lbs

Made of solid steel comes with three 16mm (5/8") baby male pins and TVMP adapter which allows fitting into 1-1/8" (28mm) junior receiver or a 5/8" (16mm) baby stud.



W 1.1kg / 2.42lbs

KS-166 Pipe Spinning Gag for 5/8" (16mm) Pipe

Constructed from solid steel with chrome plated, this pipe spinning gag consists of six 5/8"(16mm) baby receivers with set screws and terminated a TVMP adapter which allows fitting into 1-1/8"(28mm) junior receiver or a 5/8"(16mm) baby stud. With a rotary bearing system, it provides a 360 degree spinning so that you can build a lazy Susan, swing 5/8"(16mm) pipes overhead with lights on them to create a tunnel light effect for cinematography in the studio.



YOUTUBE
KUPO JUNIOR BABY
ADAPTER (KS-201)



W 435g / 0.96lbs

KS-201 Junior Baby Adapter

Constructed from solid steel with chrome plated, this adapter allows those lighting fixture comes with a junior stud being mounted on a baby stand or a baby c-clamps. The V shape receiver design makes effortless to insert irregularly sized studs. Both receivers feature ergonomic metal knob with stainless blot for a secure grip and tightening.



KS-070 Female Adapter 16 to 17mm **W** 100g
0.22lbs
This is an aluminum female to female adapter and is used to convert a 5/8" male light stand top into a 17mm female socket or obtain a 17mm female attachment from 16mm spigot.



**YOUTUBE
KUPO TVMP
ADAPTER (KS-090)**

KS-090 TVMP Adapter **W** 290g
0.64lbs
TV to Motion Picture adapter which allows fitting into 1-1/8"(28mm) junior receiver or a 5/8"(16mm) baby stud. The adapter is designed to attach on the yoke of a lighting fixture that can be mounted to the stand or fit into a junior receiver of a clamp rigged on the truss. The included top bolt thread size is 1/2"-13.



KS-116 **W** 85g
0.18lbs
Baby Receiver (16mm) w/ 1/4"-20 Male Thread



KS-117 **W** 85g
0.18lbs
Baby Receiver (16mm) w/ 1/4"-20 Female Thread

Baby Ball Head Adapter features a 16mm socket (I.D.) and 28mm barrel (O.D.) which allows you to mount ball head with 3/8"16 female thread to any grip gears. The dia.49mm aluminum plate comes with 3 locking set screws underneath to fasten up the ball head or equipment keep them from rotating. The compact size and lightweight aluminum material makes it ideal for traveling.



**YOUTUBE
BABY BALL
HEAD ADAPTER**



KS-097 Baby Ball Head Adapter **W** 350g
0.78lbs
With 3/8"-16 X 29.5mm Bolt


KS-097LB Baby Ball Head Adapter **W** 350g
0.78lbs
With 3/8"-16 X 78mm Long Bolt



Inside diameter: 5/8"(16mm)
outside diameter: 1-1/8"(28mm)



For C-stand.



For lightweight aluminum stand.



For stand with Junior stand top.



Mounting on a boom as an overhead camera



On the slider stand.



KS-126 5/8" Baby Socket w/ Knob **W** 144g
4oz
The alu casting 5/8" (16mm) stirrup baby socket with knob is the receiver which fits the ARRILUX 125, Compact 125, ARRI 300 / 650 Fresnel Plus and ARRILITE 650 / 800 / 1000 / 2000 halogen fixtures. * ARRI is a registered trademark of ARRI Group.



KS-030 **W** 300g
0.73lbs

28mm steel spigot with M10 thread and wing nut, attaches to a lighting yoke then fits into standard lighting stand with 28mm receiver.



KS-032 **W** 300g
0.73lbs

28mm steel spigot with M12 thread and wing nut, attaches to a lighting yoke then fits into standard lighting stand with 28mm receiver.



KS-034 **W** 500g
1.15lbs

Solid steel 28mm TV spigot tapped for M10 screw with washer, ideal for mounting lighting fixture directly on to stands or any TV clamps with 28mm receiver.

KS-034-T

The same function as KS-034 but comes with 1/2"-13 threaded screw instead of M10.



YOUTUBE
KUPO STAND ADAPTER
AND STUDS (KS-200)



KS-200 Junior to Baby Adapter **W** 600g
1.32lbs

This female to male adapter converts 1-1/8" female receiver to 5/8" male stud. Well constructed with solid steel and chrome plated. Very helpful to fit into heavy duty light stands and T.V. clamps or turtle base C-stands to mount standard studio flash or video lighting fixtures. (A.k.a 750 male to 2K male spigot / butt plug.)



KS-040 **W** 710g
1.57lbs

28mm steel spigot with a 12cm round mounting plate fits into standard lighting stands or can convert a 28mm receiver to a M10 thread with wing nut.



KS-042 **W** 710g
1.57lbs

28mm steel spigot with a 12cm round mounting plate fits into standard lighting stands or can convert a 28mm receiver to a M12 thread with wing nut.



KS-080 Ball Race Spigot M10 **W** 820g
1.82lbs

A rotating 28mm spigot with M10 screw attached. Use this to make a lighting fixture into a follow spot. The smooth panning action is assured by roller bearings inside and a locking knob to control the position.



KS-082 Ball Race Spigot M12 **W** 820g
1.82lbs

A rotating 28mm spigot with M12 screw attached. Use this to make a lighting fixture into a follow spot. The smooth panning action is assured by roller bearings inside and a locking knob to control the position.



W 240g
0.53lbs

KS-202B Double End TVMP Spigot w/ 17mm Receiver

This is the most versatile adapter ever. External diameter (28mm spigot) fits a junior receiver, while internal diameters (16mm and 17mm at each end) suits baby pin. Additional threaded hole for relocating the set screws while they are not used. Made of lightweight yet sturdy aluminum alloy with black anodized finish. Legend is clearly laser engraved for identification.



KS-235 Speaker Adapter **W** 950g
2.11lbs

Made of solid steel with chrome-plated finish, this speaker adapter helps to connect the speaker with a lighting stand easily. It converts a 35mm male spigot to a standard 28mm spigot which will fit most large lighting stands. Suitable for most speakers on the market.



5/8"(16mm) baby receiver fits industrial standard lighting stand top which comes with a 5/8"(16mm) baby stud.



Knob can be stored on the ball joint pivot holder while inserted into junior receiver.

KCP-410 Super Grip Finger **W** 0.73kg
1.61lbs

Designed to mount a lighting fixture or accessories onto the baby swivel pin and angle it in any direction. Unique ratcheting handle allows all axis to lock with one locking handle which is made by zinc die-casting. The 16mm socket (inside) and 28mm (outside) barrel also fit a junior receiver while removing the tightening knob.



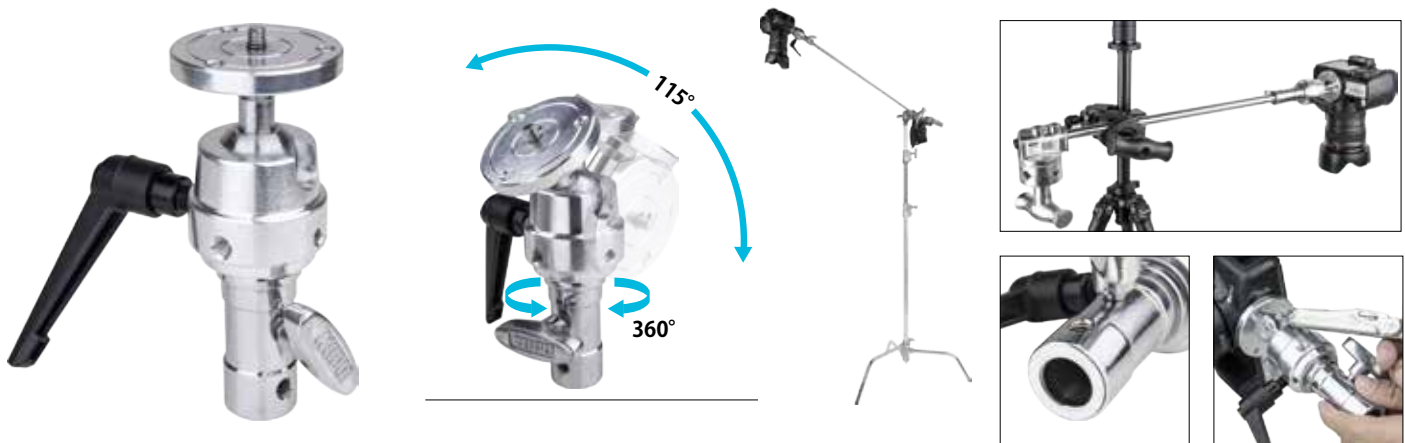
5/8"(16mm) baby receiver fits industrial standard lighting stand top which comes with a 5/8"(16mm) baby stud.



Knob can be stored on the ball joint pivot holder while inserted into junior receiver.

KCP-412 Super Grip Double Baby Receiver **W** 0.86kg
1.90lbs

Converts a fixed 5/8" baby pin or 1-1/8" junior receiver to a baby receiver for versatility. Unique ratcheting handle allows all axis to lock with one locking handle which is made by zinc die-casting.



KCP-414 Super Grip Finger w/ a Round Camera Plate **W** 0.72kg
1.59lbs

A heavy-duty, all-metal, adjustable ball head that has two ways to attach gear: a 1/4"-20 male thread located in the center of the round camera plate for your camera, and a TVMP adapter on the bottom for quickly attaching to stands, booms, cranes, and similar equipment. A ratchet handle allows you to tilt the head up to 115°, and the elliptical knob located near the base makes it easy to rotate your gear 360° horizontally. For added stability, the round camera plate features three set screws that help hold your camera in place while attached.



3/8"-16 thread female


KCP-419 Super Grip Ball Head **W** 490g
1.03lbs

Made of heavy duty metal the ball head has a 3/8"-16 thread male and a 3/8"-16 thread female in the base. Features a ratcheting handle which is made by zinc die-casting allows all axis to lock with one locking action.



KCP-409 Super Grip Finger w/ Auger Spike **W** 1kg
2.2lbs

Made of chrome plate steel, the 25.4cm (10") long auger spike is sturdy and welded with a swivel 16mm (5/8") baby receiver for ensuring stability of your lighting fixtures, cameras and other accessories by drilling into sand or soft ground. Features a ratcheting handle which allows all axis to be locked with one locking handle.



YOUTUBE
KUPO EZ GRIP
FINGER (KCP-310)



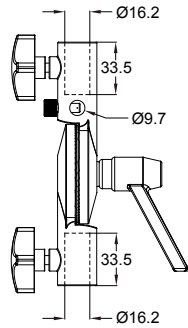
KCP-310 EZ Grip Finger **W** 0.78kg
1.72lbs

The EZ Grip Finger is an angling knuckle for a light. It has a 5/8" (16mm) inside and 1-1/2" (28mm) outside socket attached to a ball joint so it pivots 196° while the collar rotates 360° incorporated a 5/8" (16mm) pin.



KCP-320 EZ Grip Twins **W** 0.67kg
1.48lbs

The EZ Grip Twins is an angling knuckle that comes with 5/8" (16mm) pin attached to a ball joint so it pivots 196° while the collar rotates 360° incorporated a 5/8" (16mm) pin.



YOUTUBE
KUPO UMBRELLA SWIVEL
BRACKET WITH ADAPTER (KS-102)



W 0.41kg
1.09lbs

KS-101 Umbrella Swivel Bracket **W** 0.36kg
0.8lbs

Umbrella Swivel Bracket is made of aluminum with 5/8"(16mm) receiver in both ends that can connect to stands or accessories with a baby pin to make aiming the light or flash easy with the swivel design. The locking umbrella socket also accepts umbrella shafts up to 3/8" diameter.

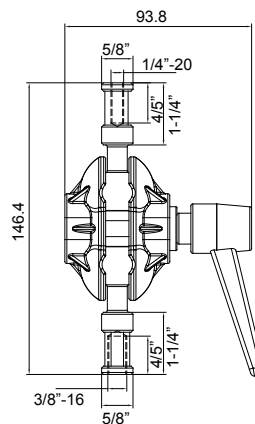


KS-102 Umbrella Swivel Bracket w/ Adapters

Same function as KS-101 but with KS-014R & KS-015R which are removable, reversible 5/8" studs with 1/4"-20 and 3/8" threads; and can be mounted with various attachments like umbrellas, soft boxes, strobes and speedlites.



YOUTUBE
KUPO VERSATILE
SWIVEL ADAPTER (KS-103)




KS-103 Versatile Swivel Adapter **W** 0.4kg
0.88lbs

Versatile Swivel Adapter comes with a two ball joint 5/8"(16mm) studs, one is tapped for 3/8" and the other is for 1/4". It offers the ability to clamp onto a support at odd angles with stands or suction cups. Both ball joint studs are also designed to fit into baby sockets for Convi. clamp, super viser and will hold the object stable.



YOUTUBE
KUPO VERSATILE SWIVEL
ADAPTER W/ CAMERA
BRACKET (KS-104)



KS-104 Versatile Swivel Adapter w/ KS-CB01

Same function as KS-103 but with Camera bracket. **W** 0.52kg
1.15lbs



KS-105 Versatile Swivel Adapter w/ KS-CB02

Sames function as KS-103 but with Quick release camera plate. **W** 0.5kg
1.1lbs

A heavy-duty cast aluminum alloy bracket which features a counterbalance mechanism designed to prevent the speedlite from flopping over when the knob is loosened. With a non-slip aluminum disk, two aluminum brackets and a ratcheting locking handle, the speedlite or lighting fixture is able to be locked securely in place and there is also a hole with a knob-screw to lock an umbrella shaft in place. It includes two removable, reversible studs to adapt to light stands with top studs smaller than the standard 5/8". A universal cold-shoe adapter is included for accepting virtually any shoe-mount flash unit. Additionally, the adjustable locking handle, wide tilt angle, and oversized knobs add to its overall functionality.



YOUTUBE

**KUPO ROLY POLY
COUNTERBALANCED
UMBRELLA SWIVEL BRACKET**



KS-101RP

Roly Poly Counterbalanced Umbrella Swivel Bracket

Length: 12.25"(31.1cm) / Height: 3"(7.62cm)
Width: 7.75"(19.7cm) / Weight: 0.969lbs(0.44kg)

The spring loaded tilt mechanism is designed to prevent the flash from flopping over when the knob is loosened.



Accepts umbrella shafts up to 9mm.



10 degree tilt umbrella shaft hole.




Double female 5/8" (16mm)



Brass adapters fit perfectly into the baby receiver.




Rosette design disc with aluminum braking pad.



270 degree wide tilt angle

Application:



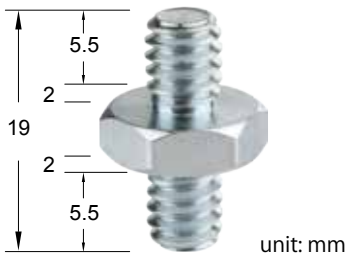


YOUTUBE
KUPU 3/8"-16F TO 1/4"-20M
ADAPTER (KS-052)

KS-052 3/8"-16F to 1/4"-20M Adapter **W** 30g
1.06oz
Solid brass small adapter that converts a 3/8"-16 female thread to a 1/4"-20 male thread.




KS-063 3/8"-16M to 1/4"-20 F Adapter **W** 30g
1.06oz
Solid brass small adapter that converts a 3/8"-16 male thread to a 1/4"-20 female thread.



YOUTUBE
KUPU 1/4"-20M TO 1/4"-20M
THREAD ADAPTER (KS-051)

KS-051 1/4"-M - 1/4"-M Adapter Spigot **W** 10g
0.35oz
Dual male stud with standard 1/4" 20 tripod thread.




YOUTUBE
KUPU 3/8"-16M TO
1/4"-20M THREAD
ADAPTER (KS-054)



KS-054 3/8"-M - 1/4"-M Adapter Spigot **W** 10g
0.35oz
Dual male stud with 3/8" to 1/4" thread adapter.

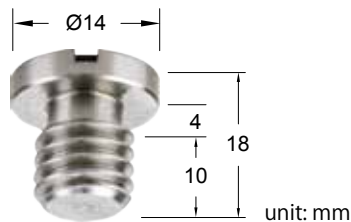


KS-128 3/8"-M-3/8"-M Adapter Spigot **W** 10g
0.35oz
Stainless CNC 3/8"-16 male threaded to 3/8"-16 male threaded adapter with 1" (25.4mm) in length.

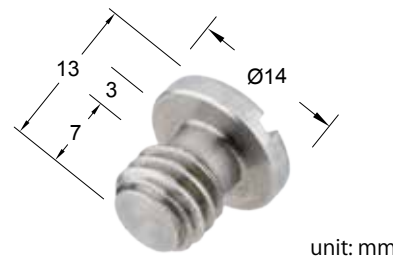


W 10g
0.35oz

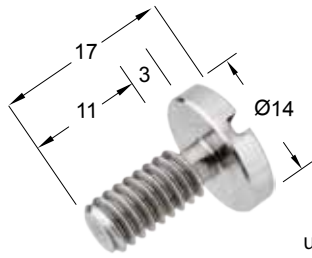
KS-053 Reducing Bushing Set 3/8"-16 to 1/4"-20
Used to mount any accessory with a female 3/8"-16 threaded socket onto a 1/4"-20 male screw. (Set of 5)



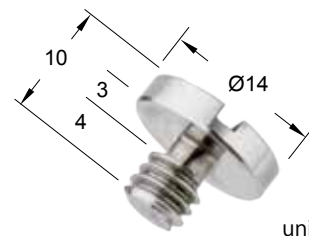
KS-150 **W** 10g
0.35oz
3/8"-16 Camera Screw w/Flat Head & Slotted Drive
Stainless steel screw that attaches to any camera with a 3/8"-16 threaded with 18mm shaft in length.



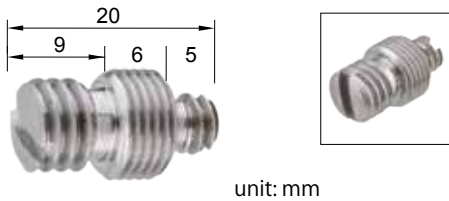
KS-153 **W** 10g
0.35oz
3/8"-16 Camera Screw w/ Flat Head & Slotted Drive
Stainless steel screw that attaches to any camera with 3/8"-16 threaded 13mm shaft in length.



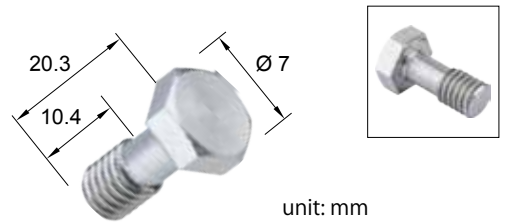
KS-165 unit: mm **W** 10g 0.35oz
1/4"-20 Camera Screw w/ Flat Head & Slotted Drive
 Stainless steel screw that attaches to any camera with 1/4"-20 threaded with 14mm shaft in length.



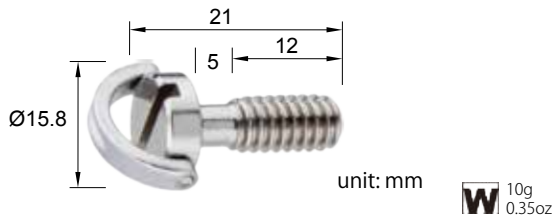
KS-167 unit: mm **W** 10g 0.35oz
1/4"-20 Camera Screw w/ Flat Head & Slotted Drive
 Stainless steel screw that attaches to any camera with 1/4"-20 threaded with 7mm shaft in length.




KS-183 unit: mm **W** 5g 0.18oz
3/8"M-M10-1/4"M Adapter
 Stainless steel CNC 3/8"-16 M-M10-1/4"-20M adapter designed for mounting on camera accessories such as tripod, monopod, ball head, light stand, video light with 20mm in length.




KS-208 unit: mm **W** 10g 0.35oz
Hex Bolt 3/8"-16 Screw
 Stainless steel hex bolt with 3/8"-16 threaded shaft measured 20.3mm in length.




KS-184 unit: mm **W** 10g 0.35oz
1/4"-20 Screw With Flat Head and D-ring
 Made by stainless steel, the 1/4"-20 D-ring screw features 17mm shaft which allows it to be used with tripods, monopods, telescopes, ball heads, lens collars, lens plates etc.



KS-193 unit: mm **W** 10g 0.35oz
Slotted Countersunk Head 1/4"-20 Screw
 Stainless steel slotted countersunk head 1/4"-20 screw with 11mm shaft in length.



KS-194 unit: mm **W** 10g 0.35oz
Slotted Countersunk Head 3/8"-16 Screw
 Stainless steel slotted countersunk head 3/8"-16 screw with 12.6mm shaft in length.




KS-196 unit: mm **W** 10g 0.35oz
Slotted Countersunk Head 3/8"-16 Screw
 Stainless steel slotted countersunk head 3/8"-16 screw with 15mm shaft in length.



KS-061 unit: mm **W** 10g 0.35oz
1/4"-20 D-Ring Screw
 Kupo 1/4"-20 D-Ring Screw made with stainless steel can be hand-tighten with hinged D-ring or with a screwdriver to the flat head slot. Ideal for quick-release plates or any 1/4"-20 thread compatible device. The shaft is 10mm in length and the total length including the head is 14mm. (Set of 5)



KS-135 unit: mm **W** 10g 0.35oz
1/4"-20 D-Ring Screw (8mm Shaft length)
 Kupo 1/4"-20 D-Ring Screw made by chromed steel can be hand-tighten with hinged D-ring or with a screwdriver to the flat head slot. Ideal for quick-release plates or any 1/4"-20 thread compatible device. The shaft is 8mm in length and total length including the head is 12mm. (Set of 5)



KS-064
Female 1/4"-20 to Male 3/8" Thread Adapter
w/ 1.18" (30mm) Flange

W 15g
0.53oz

Kupo KS-064 Adapter is a 1/4"-20 to 3/8" thread adapter with a 1.18" knurled flange also known as a reducing bushing. Perfect for adapting a lighting fixture, camera or accessory with a 3/8"-16 female thread. Needs to be mounted on a tripod or light stand with a top screw of 1/4"-20.



KS-068
Round Knurled 1/4"-20 Female Thread Knob
w/ 1.77" (45mm) Flange

W 20g
0.71oz

This Round Knurled Knob with 1/4"-20 Female Thread is made of lightweight and quality aluminum which can be used on anything with a 1/4"-20 male threaded shaft. The additional 3.8mm through hole design allows you to use a tool to effortlessly tighten or loose the knob.



KS-120
Mini Round Knob w/ 1/4"-20 Female Thread

W 10g
0.35oz

Made of lightweight and quality aluminum which can be used on anything with a 1/4"-20 male threaded shaft. Dia. of the round plate is 25mm.



KS-206
Round Plate w/ 3/8"-16 Female Thread

W 310g
10.9oz

Made by 5mm thickness steel with black coated finish, this round plate is 70mm in diameter comes with a 3/8"-16 female thread in the center.



KS-122
Round Knob w/ 1/4"-20 Female Thread

W 80g
2.82oz


Made of lightweight and quality aluminum which can be used on anything with a 1/4"-20 male threaded shaft. Dia. of the round plate is 59mm. Features three set screws that allows you to tighten up the object and keeps it from rotating.



KS-163
Round Knob w/ 3/8"-16 Female Thread

W 80g
2.82oz

Made of lightweight and quality aluminum which can be used on anything with 3/8"-16 male threaded shaft. Dia. of the round plate is 59mm. Features three set screws that allows you to tighten up the object and keeps it from rotating.



KS-142 1/4" D-Ring Camera Mounting Screw

The metal captive screw fits directly into the base of camera via the 1/4"-20 screw. A black rubber pad is also equipped on the 1/4" screw keeping camera equipment from being scratched. The D ring allows you to quick attach your shoulder camera strap with spring hook.


W 10g
0.35oz



KS-185 Camera Wrist Strap w/ 1/4"-20 Screw

The strap comes with a stainless steel 1/4"-20 screw is designed for camera, handycam, photographic devices and valuable equipment such as light meter, director scope, voice recorder and any equipment comes with a 1/4"-20 threaded hole.

W 20g
0.71oz



KS-123
3/8" to 1/4" Double Male Threaded Adapter

3/8"-16 to 1/4"-20 double male threaded adapter, stainless steel with dia. 26mm flange.

W 10g
0.35oz



W 30g
1.06oz

KS-141 1/4" Male to 1/4" Female Screw Adapter

Features a 13mm (0.5") long 1/4"-20 threaded stud on top and a 1/4"-20 socket on the bottom. The adapter's edge is knurled for a secure grip while turning it, and this helps you attach a camera to a bracket or mount a tripod head to a tripod.

SPECIAL ADAPTERS



KS-067 3/8"-16 Female To 5/8"-27 Male Screw Microphone Adapter

W 20g
0.71oz

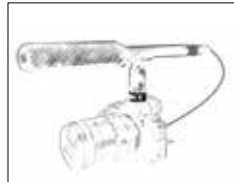
Useful adapter bushing which is ideal for placing microphone mounts onto lighting stands, tripod stands or any device with 3/8"-16 male thread.



KS-139 3/8"-16 M to 5/8"-27 F Thread Adapter for Microphone Stand

W 80g
2.82oz

Solid adapter designed for quickly mounting cameras, recorders and other accessories onto microphone stands.



KS-140 Adapter W/ Cold Shoe for 5/8"-27

W 50g
1.76oz

Durable metal made adapter w/standard cold shoe for all mic clip w/ 5/8"-27 allows you to easily mount a microphone on a camera.



KS-143 Cold Shoe Mount w/ 1/4" Thread Screw

W 40g
1.41oz

Built by a plastic injection, the cold shoe housing has no electronic connection to a camera. It comes with a 1/4"-20 thread screw and a double 1/4"-20 female barrel adapter. Ideal to be used for mounting shoe mount accessories to a bracket, tripod, lightstand, or any accessory that features a 1/4"-20 screw or socket.



KS-050 Flag Holder

W 50g
1.76oz

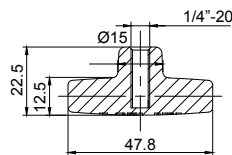
The steel made flag holder comes with one end M6 male thread another end with dia.6mm shaft designed to fit on KCP-343 (Flex Arm Kit for Dots & Fingers) and KCP-300 (Articulated Arm).



KS-038DR Dot Receiver

W 80g
2.82oz

Dot receiver top end with 3/8"-16 female thread and 5/8"(16mm) O.D. as a baby pin. The other end with 3/8"-16 male screw fit into any related accessory.



KS-209 1/4"-20 Female Threaded T-Knob **W** 25g 0.88oz

1/4"-20 Female Threaded T-Knob is made by solid die-casting aluminum comes with 20mm hole depth and 47.8mm head length.



KS-170 Screw Knob Set

W 150g
5.29oz

One aluminum die-cast knob w/ stainless steel 3/8"-16 x 25mm bolt & nut and another knob w/ stainless steel 1/4"-20 x 18mm bolt & nut.



KS-125 Plastic knob w/ Rubber cover & M10 female threaded

W 140g
4.94oz

Super strong yet lightweight, this Lobe Knob will withstand arduous industrial use. Additional rubber cover mounted for extra grip and comfort. Dia. 76mm and with M10 female threaded.



KS-220 Aluminum Round Knob w/ M6 Female Threaded

W 50g
1.76oz

Aluminum round knurled knob comes with M6 threaded hole and 4.5cm in diameter.



YOUTUBE
KUPO OFF-SET FEMALE
5/8" BABY KINO
ADAPTER (KCP-411)



KCP-411 Off-Set Female Baby Mounting Adapter - Kino Adapter **W** 680g
1.5lbs

Kino Adapter from Kupo built with solid steel and is chrome plated to allow you to mount lighting fixtures closer to the center of the stand, increasing the stability.



KSC-PIN Camera Support Adapter **W** 100g
3.53oz

Kupo aluminum made Camera Support Adapter provides a great supporting solution for a camera with built-in hot shoe. It features a 15 cm length 5/8" (16mm) baby stud which offers an ample space for mounting two grip heads to connect with extra supporting rods. The ergonomic knurled knob design also makes it quick and easy to firmly tighten this adapter on the camera hot shoe.



KS-049R Scraper **W** 141g
4.96oz

The Scraper from Kupo is a stiff-bladed putty knife with a built-in baby 5/8-inch stud. The thin metal blade is designed to be wedged into the gap between a door and its frame, placed under a stack of books or between two books on a shelf, or even clamped to a ladder step. An additional four anchor points for the screws and nails fixed on the woodenware or ground. The lamp spring clips are also able to be equipped through the anchor points to hold your T-12 lamp. The knurled neck of 5/8"(16mm) baby stud for firmly hanging a small lighting fixture or any equipment comes with 5/8"(16mm) baby receiver.



YOUTUBE
KUPO DROP CEILING
ADAPTER W/ 5/8" STUD
(KD-CM16P)



KD-CM16P **W** 90g
0.2lbs
Ceiling Frame Mount w/ Male 5/8" Spigot Adapter

The Kupo Ceiling Frame Mount with Male Spigot Adapter is designed to attach to the metal frame which supports your ceiling tiles. This ceiling clip bracket mount has a 5/8" male stud that accepts lighting fixtures or any compatible 5/8" receiver accessory. Additional 1/4"-20 female thread on the top of baby pin also provides a great mounting solution for a Video/ Audio transmitter.



KD-CF16P Ceiling Clip Female Bracket **W** 160g
0.3lbs

The Kupo Ceiling Clip Female Bracket is an adapter designed to clip on the metal part that supports your ceiling tiles and presses its other side to secure in place. This ceiling clip bracket mount has a 5/8" receiver with metal fastener that accepts lighting fixtures or any compatible 5/8" stud accessory.



KS-286 **W** 50g
1.76oz
5/8"(16mm) Baby Pin With Screw For Wood

Made of aluminum 5/8" (16mm) baby pin with a M8 wood screw that allows you permanently or temporarily mount directly into a wood surface. Feature 4 flat surfaces on the baby pin that makes it easy to tighten or loosen the pin with tool.



KCP-830PRM **W** 370g
0.81lbs
2" Half Coupler for Skypanel PSU Mounting

Aluminum made coupler for 2" tube comes with a CNC aluminum plate which allows Arri PSU Rail Mount Adapter to be effortlessly slid on. It is a great solution for mounting the power supply unit to standard 2" truss or tube.



YOUTUBE
KUPO RECESSED LIGHT SOCKET
ADAPTER (KS-127)

KS-127

W 190g
6.7oz

Recessed Light Socket Adapter to 5/8" Baby Pin

Made of electrically non-conductive Nylon with 1-1/8"(28mm) outer diameter which allows it to fit into a junior receiver (28mm) or screws into a standard E27 household light socket. A 5/8" aluminum baby pin (16mm) can be used for any lighting fixtures or grip accessories that come with a baby receiver (16mm).



28mm outside dia. fits to a junior receiver



Screw into standard household E27 socket as a mounting point



Spotlight mounted with the baby receiver on the yoke



YOUTUBE
KUPO FREEFLY TOAD
MALE MOUNT (KS-154)



KS-154 Freefly Toad Male Mount

W 70g
2.5oz

6061-T6 CNC aluminum with black hard anodized finish makes this Toad (male adapter) precisely mounted on "Toad In The Hole Quick Release" which allows to quickly move the gimbal from one setup to the other. Features a 3/8"-16 female threaded on the bottom designed for easy mounting on any grip equipment comes with 3/8"-16 male threaded stud that provides a great mounting solution for the gimbal on the light stand, suction cups and a variety of grip equipment. Freefly is a registered trademark of Freefly Systemes Inc.



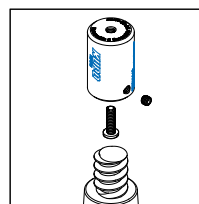
Aluminum with a black anodized finish has a 3/4"-5 TPI female thread that allows it to be mounted on most painter's poles. The 1/4"-20 screw made with stainless steel is equipped on the other side, designed for camera, flash, ball head, GoPro or microphone. The screw can also be removed with a screwdriver if 1/4"-20 female threaded is desired. An aluminum 5/8"(16mm) pin with 1/4"-20 screw is included as a standard accessory for screwing in the adapter for a lightweight lighting fixture or anything that comes with a 5/8"(16mm) receiver. The stainless steel set screw is attached for secure mounting on the extended poles. Perfect for aerial photography, underwater video shoots or point of view (POV) shots.



YOUTUBE
PAINTER POLE
ADAPTER (KS-345)



1/4"-20 thread receiver



Component drawing



KS-345 Painter Pole Adapter

W 90g
3.17oz




KS-171

1/4"-20 Hex Socket Cap Screw Set

1/4"-20 hex socket cap screw for lengths 10mm, 19mm & 38mm.

W 40g
1.41oz



KS-187

Hex Socket Cap 3/8"-16 Screw

Steel hex socket cap 3/8"-16 screw with 30mm threaded length (Set of 2)

W 40g
1.41oz



KS-174

3/8"-16 Screw Set

3/8"-16 x 19mm steel hex socket button head cap screw (Set of 5).

W 120g
4.23oz



KS-175

1/4"-20 Screw Set

1/4"-20 x 19mm stainless steel Phillips pan head screw with nut (Set of 5).

W 120g
4.23oz



KS-176

Nylon Locking Nut For 3/8"-16

3/8"-16 hexagon nylon locking nut (Set of 5).

W 45g
1.59oz



KS-177

Nylon Locking Nut For 1/4"-20

1/4"-20 hexagon nylon locking nut (Set of 5).

W 25g
0.88oz



KS-114 1/4"-20 Thread Screw w/ 1"(25.4mm) Long

Adapter to convert 1/4"-20 female to 1/4"-20 male thread (Set of 5).

W 30g
1.06oz



KS-138 3/8"-16 Thread Screw w/ 1"(25.4mm) Long

Adapter to convert 3/8"-16 female to 3/8"-16 male thread (Set of 5).

W 80g
2.82oz



KS-172 3/8"-16 & 1/4"-20 Screw Set

A 3/8"-16x106.5mm fully threaded rod with two screw nuts & a 1/4"-20x100mm double end threaded rod with two screw nuts.

W 105g
3.7oz



KS-173

1/4"-20 Set Screws

1/4"-20 x 15.8mm in length plain cup hex set screw (Set of 5).

W 30g
1.06oz



KS-294 **W** 16g
0.56oz
1/4"-20 Stainless Steel Hex Socket
Screw 3/4"(L)(Set of 4)



KS-295 **W** 2.5g
0.01oz
M3*18mm Stainless Steel Hex
Socket Cap (Set of 5)



KS-296 **W** 40g
0.09oz
M6*16mm Stainless Steel Hex
Socket Cap (Set of 5)



KS-297 **W** 60g
0.13oz
M8*18mm Stainless Steel Hex Socket Cap (Set of 5)



KS-298
3/8"-16 Stainless Steel Hex Socket
Cap Screw 50.8mm(L) (Set of 2)



KS-178 3/8"-16 Stainless Steel Screw Set (3/4" L)
The stainless hex flat head screw is 3/4" in length ideal for mounting
any equipment comes with a 3/8"-16 threaded female. (Set of 5)

W 60g
2.12oz



KS-293 3/8"-16 Stainless Steel Screw Set (1-1/4" L)
The stainless hex flat head screw is 1-1/4" in length ideal for mounting
any equipment comes with a 3/8"-16 threaded female. (Set of 5)



KS-192 Eye Bolt With Aluminum Knob **W** 180g
6.35oz
Chromed plated 1/2"-12 eye bolt with aluminum casting knob can be
a replacement of the eye bolt with wing nut which is equipped on the
coupler by means of removing the spring pin.



KS-292 M4 Knurled Shoulder Steel Thumb Screw **W** 32g
1.12oz
Knurled head type screws, ideal for VESA mount monitor, have a
pattern of ridges that allow for easy gripping and tightening by hand.
The threaded shaft is 12mm in length and total length including the
shoulder and head is 19mm. (Set of 4)



KS-290 1/4"-20 Stainless Steel Wing Nut **W** 12g
0.42oz
Made by stainless steel, this 1/4"-20 nut features a wing on each side
that helps to twist the nut by hand without any other tools. (Set of 5)

KS-291 3/8"-16 Stainless Steel Wing Nut **W** 7g
0.24oz
Made by stainless steel, this 3/8"-16 nut features a wing on each side
that helps to twist the nut by hand without any other tools. (Set of 5)

Designed for attaching your GoPro camera to a standard tripod mount with Grip gear to expand your mounting options. All the Kupo gears for GoPro are designed to be ultra portable which makes it easy to throw in your pocket or carrying bag.



KS-065 Metal Quick Release GoPro Mount

Quick release Gopro tripod mount is made from lightweight and sturdy aluminum which allows it to move conveniently between shots and locations. This precision base mount is for Gopro's quick release buckle system. Built in Arca-Swiss compatible base for directly sliding into a head that accepts an Arca-Swiss plate. A 1/4"-20 female thread in the central body for a standard tripod mount or anything else that has a 1/4"-20 screw. Three additional holes for securing with machine or wood screws. Weight: 0.3kg (0.66lb)



KS-069 Metal GoPro Mount

The metal GoPro Tripod Mount allows you to mount your action camera to a standard tripod, suction cups, monopods, camera poles, clamps or anything else that has a 1/4"-20 screw. It is made with lightweight aluminum alloy which makes it solid and easy to travel with. Also compatible with all GoPro Hero Housings. Dimensions: (H x W x D) 0.9 x 1.4 x 1.4" (2.3 x 3.6 x 3.6cm) Weight: 0.02kg (0.051lb)



W 45g
1.58oz

KS-124 Metal GoPro Mount w/ 1/4"-20 Male Thread


Convert your GoPro to Super claw, Convi clamp, Max arm, Vision arm or any gears comes with 1/4"-20 female thread.



KS-131 Gopro Mount w/ 1" Coupler


W 90g
3.7oz

Made of aluminum alloy, the coupler comes with GoPro Tripod Mount designed for mounting your GoPro camera on the handle of stabilizer, gimbal, motorcycle, bike or anything comes with dia. 1" (25.4mm) tubes.



KS-133 GoPro Mount w/ Ball Head Adapter

W 100g
3.25oz



KS-134 GoPro Mount w/ Cold Shoe Adapter

W 50g
1.76oz



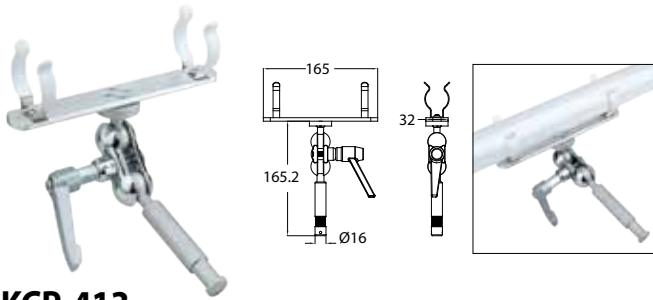
KS-136 GoPro Mount w/ 5/8" (16mm) Baby Receiver

W 100g
3.25oz



KS-137 GoPro Mount w/ 5/8" (16mm) Baby Pin

W 70g
2.46oz



KCP-413

Kino Single T12 Lamp Holder

W 300g
0.66lbs

Designed for holding a single Kino Flo T12 fluorescent lamp / tube with double spring steel clips. Swivel ball joint design with neck-embossed 5/8" Baby stud can neatly mount in a grip head, C-Stand, or gaffer grip for offering multiple positions. Metal adjustable lever handle designed for a specific handle position if desired.



KCP-401

Rubberized T12 Flo Lamp Clip

W 158g
5.6oz

Constructed from sturdy spring steel, these clips are primary designed to easy hold T12 lamps or Kino Flo Lamps. A mounting hole is drilled on the center of clip which allow to keep the clips stay firmly from the wall, ceiling or where you want to put them. Features the rubberized finish to protect the lamps and tube without a scratch. (Set of 24 pcs)



KCP-402 Twist-lock Mounting Plate For Dual T12 Lamps

W 0.48kg
1lbs

Note: Plate only, off-set mounting plate with baby receiver is not included please check p.84.

Lightweight & black anodized aluminum made, the twist-lock mounting plate equipped with two pair rubberized spring clips (KCP-401) allows it to mount 2 Kinoflo Lamp or T12 lamp. The plate comes with 4 pairs dia.3/8" hole for fastening with cheese plate. The rest holes on each corner are for connecting and safeties. Size: 330 x 100mm.



KCP-404

Twist-lock Mounting Plate For Four T12 Lamps

W 0.94kg
2lbs

Note: Plate only, off-set mounting plate with baby receiver is not included please check p.84.

Lightweight & black anodized aluminum made, the twist-lock mounting plate equipped with four pair rubberized spring clips (KCP-401) allows it to mount 4 Kinoflo Lamp or T12 lamp. The plate comes with 12 pairs dia.3/8" hole for fastening with cheese plate or mounting V lock set for battery. The rest holes on each corner are for connecting and safeties. Size: 330 x 202mm.



KS-205

Connecting Clamp Set

W 80g
2.8oz

The connecting clamps set designed for connecting two T12 mounting plate with supplied M6 screws. It allows you to add 2 or 4 tube holder plate with ease and convenience. (Set of 2)



YOUTUBE
KUPO MAX ARM
(KCP-101)



Ratcheted handle



6 milling flats



Anti-Slip rosettes
friction disc.



KCP-101 Max Arm w/ Ratcheted Handle

The Max arm is especially designed for lighting, video, film or still use. The multi-positioning arm has 90° pivoting, 360° rotating ends and a 360° elbow rotation. The center ratcheted handle controls and locks all three movements, which allows partial loosening for safe and precise positioning of a small light fixture or camera exactly at the angle you need it. Both ends come with ball joint 5/8" (16mm) studs; one is tapped for a 3/8" and the other is tapped for a 1/4". It is so versatile that can be set at any awkward position or odd place.

H
53cm
20.8"

W
1kg
2.21lbs

↓
max
4kg
8.8lbs

Features:

1. Metal ratcheted handle for easy slight adjustment and can be set to any angle. Ideal for clamping in a confined space, or if a specific handle position is desired.
2. The metal-like engineering thermoplastic friction discs with Anti-Slip rosettes friction disc design offers a solid grip.
3. The storage length is 28.5cm and fully extend to 53cm with net weight 1kg making it compact & portable.
4. Both ball joint studs with multi-milling flats can fit into baby sockets fast and hold objects stable.



YOUTUBE
KUPO MAX ARM
W/ WHEEL HANDLE
(KCP-101W)



Wheel Handle



Anti-Slip rosettes
friction disc.



6 milling flats



KCP-101W Max Arm w/ Wheel Handle

The function is as the same as KCP-101 Max Arm but with a wheel handle which comes with a rubber cover. This is a standard accessory designed for KCP-101W for more comfortable and better torque while tightening the round knob, especially for those users without gloves in a cold working environment. This is made with silicon rubber which offers excellent weather durability for long-lasting operation.

H
53cm
20.8"

W
1kg
2.21lbs

↓
max
4kg
8.8lbs



KCP-101CB Max Arm w/ Camera Bracket **W** 1.2kg / 2.64lbs

This especially-designed articulated max arm with a camera bracket is ideal for mounting a camera or a camcorder exactly at the position you desire. Works perfectly with Convi. clamp KCP-700 with baby stud and 6 milled flats on the neck of the Max arm.



W 1.2kg / 2.64lbs

KCP-101QW Max Arm w/Quick Release Plate

A variable friction Max Arm equipped with a quick release camera plate for precise positioning. It works perfectly with Convi clamp KCP-700 with baby stud and 6 milled flats on neck of the Max arm.



KCP-101K Max Arm Kit **W** 2.65kg / 5.83lbs

The Same function as KCP-101CB but with more standard accessories including Convi clamp KCP-710B, Max Arm KCP-101W, Camera Bracket KS-CB01 and backlite base 013BS.



With Convi clamp for camera.

Product Applications:



With Convi clamp for lighting.



With Convi clamp for camera.



With suction cup for DV.



KCP-300 Articulated Arm **L** 80cm 31.5" **W** 0.86kg 1.90lbs

Articulated arm is used to lock and hold small lighting and effects in accurate position. The end socket is a 5/8" baby pin on the outside which can hold a small lighting fixture. The inside is a 3/8"-16 thread which will accept the standard dot and camera accessories.



KCP-343 Flex Arm Kit for Dots and Fingers

The kits comes with a 14mm diameter, 45cm long double 3/8"-16 female threads, flex arm and two adapters. Included is KS-038 which is a hex adapter tapped with a 3/8"-16 female thread at one end and a 1/4"-20 male thread at the other for connecting to a flex arm with Convi clamp. And KS-038DR which is dot receiver with 3/8"-16 female thread and 16mm O.D. as a baby pin. Each adapter can be fixed with the included M4 set screw, which offers the flexibility to fix or unfix the adapters from the arm whenever there is 3/8"-16 threads available. It is good for positioning of small Gobos, flags, reflectors, props or a flash head. Loading: 0.3kg (0.66lbs)



KCP-344 Flex Arm

The 45 cm long flex arm comes with double 3/8"-16 female threads which is connected with the brass made 3/8"-16 female and 1/4" male thread adapters. It works great with Convi clamp or stand with 3/8"-16 stand top for easy adjusting position of any objects mounted on the arm. The same way to fix and unfix the adapters from the arm by set screws as KCP-343 and KCP-345. Loading: 0.3kg (0.66lbs)



KCP-345 Flex Arm for French Flag

The 45cm long flex arm comes with double 3/8"-16 female threads which attach on one side with a zinc casting clamp for connecting to a camera and the other side with French flag holders which hold the flag to block unwanted light from hitting the lens which usually results in a lens flare. Loading: 0.3kg (0.66lbs)



W 45g 1.59oz



KS-038 Hex Adapter w/ 3/8"-16F & 3/8"-16M

Solid brass made 5/8" hex adapter with 3/8"-16 female thread and 3/8"-16 male thread. The hex adapter keeps it from rotating in Convi clamp and allows you to have a 3/8"-16 female receiver or a 3/8"-16 male thread. It also can be easily exchanged with the adapters from Kupo flex arm by a built-in sets screw.



KCP-346 French Flag **W** 290g 0.63 lbs

This French Flag from Kupo is a 40cm(15.7") x 25cm(9.8") metal accessory that is usually used with a piece of grip gear such as a flexible or articulating arm to block the light from the camera lens, preventing flare.



- 1. for tube size dia. 10mm
- 2. for tube size dia. 10mm
- 3. for tube size dia. 13mm
- 4. 16 mm hex baby pin w/ 3/8"-16 female thread.

KCP-170 Hybrid Head **W** 100g / 0.22lbs

Mini version of double grip head (1.7") system that is tapped with two V jaws for tubes size (4/8")13mm and (3/8")10mm in both sides. Features one 5/8"(16mm) hex baby stud with 3/8"-16 female thread which offers a variety of combinations for lighting and video accessories. Superior high-pressured gasket is equipped between two metal-like thermoplastic friction discs with a teeth device, and aluminum die-casting shells give the most solid grip and precise positioning. Compact size (dia. 43mm) and light weight (100g) is ideal for car-mounted shooting, tabletop and product imaging as well as miniature work.



KCP-172 Mini Articulated Arm-Single Section **L** 28.5cm / 11.2" **W** 280g / 0.62lbs

Constructed with two Hybrid Heads and an aluminum tube (dia.13mm, 1.1mm thickness and 28.5cm length) with a matt black anodized finish. Each Mini Grip Head is equipped with a baby pin with multi-milling flats that can fit into a baby socket fast and hold an object stable. The 3/8" and 1/4" thread are tapped separately in each baby pin which allows it to fit into a variety of lighting and camera accessories.



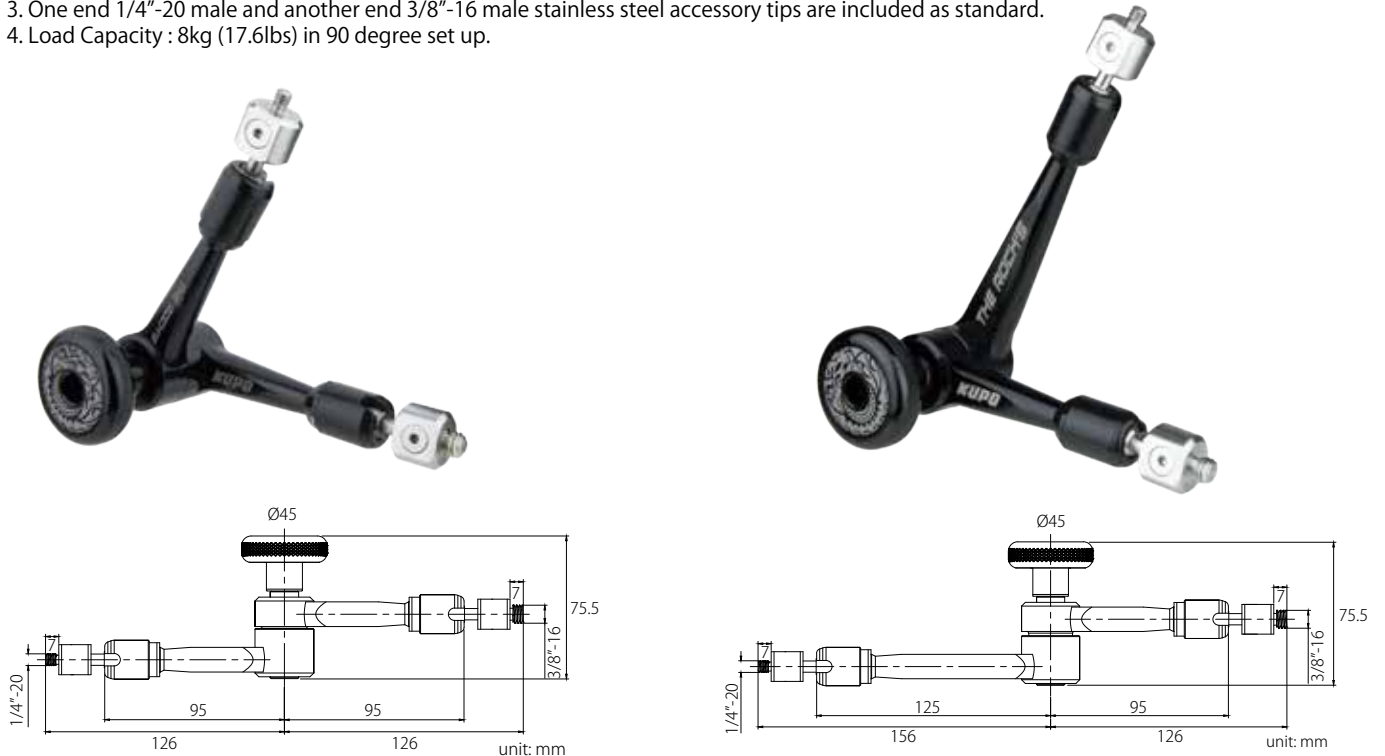
KCP-173 Mini Articulated Arm - Two Sections **L** 57cm / 22.5" **W** 460g / 1lbs

Similar function as KCP-172 but also includes one Hybrid Head and one aluminum tube. It's easy for positioning your camera accessories or a small lighting fixture at any awkward position or odd place with Kupo Convi clamp. Ideal for clamping in a confined space, or if a specific handle position is desired.

The Kupo Rock's arm is a precise and versatile articulating arm designed for holding field monitors, recorders, LED lights and microphones on camera rigs. Friction wheel controls ball-joint tension simultaneously making the arm handy and convenient to operate. The ends are engineered for 360 degree rotation plus 90 degree pivoting that provides great versatility for easy positioning. A unique taper engagement mechanism facilitates ball-joint fine adjustment even when tightened. The interchangeable 7 different accessory tips can be easily installed using the #3 Allen key. This provides a great solution for connection and mounting needs in video and film application.

Features:

1. Made of solid aluminum alloy with CNC machined and black anodized.
2. 9" & 11" two standard length measures from end to end with tips.
3. One end 1/4"-20 male and another end 3/8"-16 male stainless steel accessory tips are included as standard.
4. Load Capacity : 8kg (17.6lbs) in 90 degree set up.



KCP-110 10" Rock's Arm

H 10" 254mm	W 415g 0.92lbs	↓ max 8kg 17.6lbs
--------------------------	-----------------------------	--------------------------------

KCP-111 11" Rock's Arm

H 11" 280mm	W 425g 0.94lbs	↓ max 8kg 17.6lbs
--------------------------	-----------------------------	--------------------------------



Two milled flats on the neck of the knob allows using a tool to tighten or loose with ease and convenience.

Interchangeable stainless steel 1/4"-20 male threaded adapter and 3/8"-16 male threaded are equipped in each end of the arm.



A unique taper engagement mechanism facilitates ball-joint fine adjustment even when tightened.



W 35g
1.24oz



KS-341
1/4"-20 Male Tip for Rock's Arm

Interchangeable stainless steel 1/4"-20 male tips for Rock's arm can be mounted on each end of the arm to make it compatible with the equipment that comes with 1/4"-20 female threads.



W 36g
1.27oz



KS-342
3/8"-16 Male Tip for Rock's Arm

Interchangeable stainless steel 3/8"-16 male tips for Rock's arm can be mounted on each end of the arm to make it compatible with the equipment that comes with 3/8"-16 female threads.



KS-343
1/4"-20 Male Anti-Slip Tip for Rock's Arm

W 45g
1.59oz

The 1/4"-20 anti-slip tip comes with rubber padding on top to increase friction and prevents scratches. Integrated a knurled tightening knob can be tighten by hands via the thumbscrew, which provide a quick release for users. Also, it comes with a hole for using the #3 Allen wrench to re-tighten it.



W 45g
1.59oz



KS-344
3/8"-16 Arri Style Anti-Rotation Tip for Rock's Arm

The 3/8"-16 screw with ARRI-Style Anti-Rotation tip features a widely used connection in the video and cinema industries regularly found on camera cages. Integrated a knurled tightening knob can be tighten by hands via the thumbscrew, which provide a quick release for users. Also, it comes with a hole for using the #3 Allen wrench to re-tighten it.



KS-346
5/8"(16mm) Baby Stud for Rock's Arm

W 110g
3.88oz


Interchangeable stainless steel 5/8"(16mm) stud for Rock's arm with female 1/4"-20 threads on to top can be mounted on each end of the arm to make it compatible with the equipment that comes with 5/8"(16mm) socket.



KS-347 5/8"(16mm) Hex Stud for Rock's Arm to Super Convi Clamp

W 60g
2.11oz

Interchangeable stainless steel 5/8"(16mm) Hex stud for Rock's arm can be affixed to Super Convi Clamp (KCP-700) to offer more mounting option.




KS-348 3/8"-16 Female Tip for Rock's Arm

W 60g
2.11oz

Interchangeable stainless steel 3/8"-16 female tip for Rock's arm can be mounted on each end of the arm to make it compatible with the equipment that comes with 3/8"-16 male threads.

This precisely crafted articulating arm is designed for holding wireless transmitter, receiver or accessories. The two 1/4"-20 threads at either end are attached to ball joints that rotate 360 degrees, plus a cut-out in the sleeve surrounding the ball allows the thread to be bent at 90 degrees. The central elbow rotates 360 degrees for infinite adjustability. In addition to the included hot shoe adapter, a 3/8"-1/4" barrel adapter allows you to connect two items with different thread sizes.



KCP-102R
Vision Arm (11")

L 30cm 11.8" W 0.25kg 0.55lbs mAx 3kg 6.6lbs



KCP-103
Mini Vision Arm (7")

L 18.7cm 7.3" W 0.2kg 0.44lbs mAx 2kg 4.4lbs



KCP-104
Mountable Universal Smartphone Holder W 230g 8.2oz

It comes with a 5" long articulating arm for mounting small devices above camera and allows photographers to keep the attention of children, pets, and other subjects for effective shooting. Also an ideal teleprompter display screen for those users recording videos by themselves. Meanwhile, a small monitor is created for the photographers to see images as they are shot. The spring-loaded Smartphone holder can hold any device up to 3"(76mm) wide. Non-skid pads are equipped for protecting your smartphone or device while holding it firmly in place. The position of the smartphone holder can be easily set-up with the ratcheted handle on the Mini Vision Arm and also simple to install on the hot shoe of the camera with the hot shoe adapter (included).



KS-CB14
Vision Lock Quick Release Mounting Set W 65g 2.3oz

Constructed from CNC made aluminum alloy with black anodized, this quick release mounting set is an ideal gadget for connectivity of LCD monitor and articulating Rock's arm or Vision arm. The removal plate comes with a counter bore for a 1/4"-20 threaded screw and 1/4" thread holes allows to mount LCD monitor, LED light, flash and other camera accessories. The 3/8"-16 counter bore of plate holder allows attaching with arm or any equipment comes with 3/8"-16 female thread or 1/4"-20 female threaded. The interlocking dovetail designs connect securely and unlock using a quick release lever.



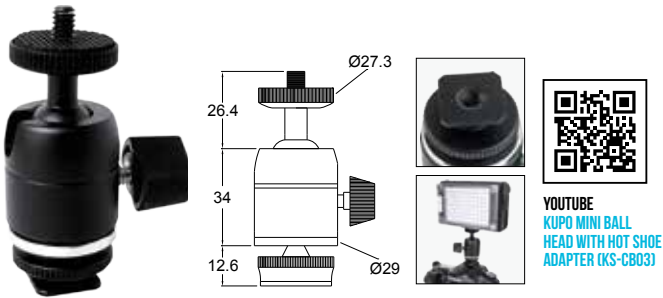
KS-CB13
ARRI Style 3/8"-16 Spacer for Vision Lock W 15g 0.52oz

Made by CNC blacked anodized aluminum, the spacer allow it to attach on the bottom of Vision Lock to an ARRI-style 3/8"-16 anti-twist accessory mount. Remove the 3 screws which is fixed on the bottom of Vision Lock and attach this Spacer with supplied screws, it will be able to be installed in 3/8"-16 locating holes of ARRI. With anti-twist pin of Arri Style 3/8"-16 spacer, the Vision Lock won't be rotated even if a heavier monitor is mounted.



KS-CB15
Vision Lock w/ ARRI Style 3/8"-16 Spacer W 75g 2.65oz

The same function as Vision Lock (KS-CB14), but with Arri Style 3/8"-16 Spacer that allows fitting for an ARRI-style 3/8"-16 anti-twist accessory mount with the 3/8"-16 screw (Supplied).

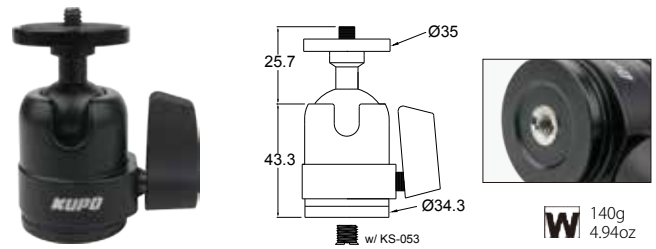


1/4"-20 female is available for connecting various accessories for more mounting solutions.

KS-CB03

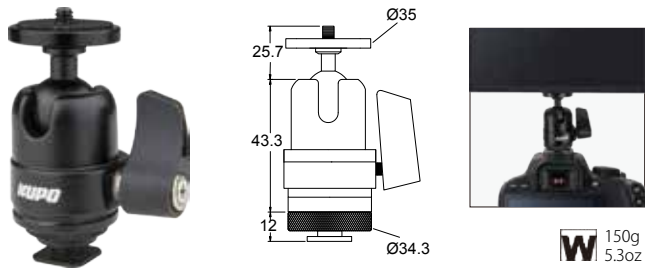
Mini Ball Head w/ Hot Shoe Adapter **W** 108g 3.8oz

Loosening the one-action knob allows movement of the ball head in all directions. The extra groove allows the ball to tilt 90 degrees in one direction. The hot shoe adapter is also equipped with a 1/4"-20 thread socket on the bottom of the solid aluminum-constructed ball head.



KS-CB05 Midi Ball Head

Constructed from lightweight aluminum housing, the hard ball moves smoothly into position with the single-action lever. A groove design also allows it to tilt 90° in one direction. It can allow you to properly orient your camera on any other tripod model, whether it has a 1/4"-20 or a 3/8"-16 stud – the head has a 3/8" thread and comes with a reducer bushing to make it compatible with the 1/4"-type stud. A camera can be attached directly to the ball head, or a quick release system can be added to speed up camera attachment.



KS-CB07 Midi Ball Head with Hot Shoe Mount

Constructed with sturdy aluminum, the Kupo Midi ball head with hot shoe offers an ideal mounting solution for your lights and monitors on a camcorder or camera while shooting video. Feature a single locking knob for fast and safe operation and providing a rock solid support up to 4.4 lbs (2kg).



KS-CB09 Mini Ball Head w/ 17MM Spigot (DABO)

It features a mini ball head terminated with a 17mm spigot (Dabo) which is designed primarily for 17mm receiver (Japanese type).

Feature a fantastic spring-loaded ball bearing mechanism that allows you to pull a 1/4"-20 top mount out of the bottom portion in just a second. The aluminum built bottom portion has a 1/4"-20 female thread that can be securely attached to any lighting or video accessory and comes with 1/4"-20 male stud. The spring locking mechanism with hex-shaped receiver not only keeps the top mount from rotating, but makes it easy and quick to attach or remove by just pushing the red release collar down. Ideal for mounting monitors, lighting and mics on the articulated arms or anything that comes with 1/4"-20 male thread.



KS-085 1/4"-20 Quick Release Adapter Set **W** 50g 1.76oz



Easy and quick to attach or remove the top mount by just pushing the red release collar down.



Quick release adapter mounted on the vision arm for monitor.



KS-084 1/4"-20 Quick Release Adapter **W** 35g 1.24oz

This adapter allows easy switching of different top mounts to make quick changes to your equipment configuration through the 1/4"-20 thread at the bottom.



KS-081 1/4"-20 Male Top Mount **W** 19g 0.67oz



KS-083 3/8"-16 Male Top Mount **W** 20g 0.71oz



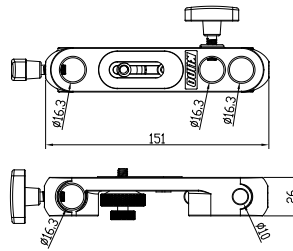
KS-086 5/8" Baby Stud w/ 1/4"-20 Top Mount **W** 55g 1.94oz



KS-087 5/8"-27 Male Top Mount **W** 30g 1.06oz



YOUTUBE
KUPO CAMERA
BRACKET (KS-CB01)



KS-CB01 Camera Bracket **W** 200g / 0.44oz

This camera bracket is designed for the Max Arm. Constructed with aluminum die-casting which makes it very lightweight and durable. In addition to a standard 1/4"-20 inch thread mount for a small camera, it also comes with a 1/4" to 3/8" adaptor to accept different sizes of thread mounts. There are four 3/8" female sockets available on the bracket that can connect two max arms from each side giving it the most stability. The 7mm female socket is also built for an umbrella reflector.



KS-CB02 Quick Release Camera Plate **W** 200g / 0.44oz

The quick release plate is easy to set up and works great offering the ability to quickly move from tripod to hand held photography. Safety lock is also equipped to prevent the quick release from inadvertently opening. The standard 3/8"-16 thread is tapped on the bottom and a 1/4"-20 reducer bushing is attached making it compatible with flash brackets, tripods, light stands, Convi clamps, etc.



KS-325 Tilt Head w/ Quick Release Mounting Plate **W** 306g / 10.8oz **↓** 2.5kg / 5.51lbs max

Made by die-cast aluminum, the tilt head features a 3/8"-16 female threaded on the bottom for mounting on the monopod and the tilt head allows the camera to be turned 90° to provide either vertical or horizontal format with one locking lever. In addition, the quick release mounting plate allows you to quickly and easily switch from handheld to monopod to tripod. The unlocking lever also keeps it from accidentally unlatching the platform.



KS-CB12 **W** 250g / 8.81oz

Quick Release Adapter for Interchanging Tripod Heads

This quick release assembly constructed from solid aluminum allows you to easily interchange your camera from a tripod, stabilizer, monopod or support rig without the hassle to setup/teardown from device. It also features a drop-in instant latching system with push button drop-gate release and a ratchet-style locking lever for ensuring a secure fit. 1/4"-20 and 3/8"-16 camera screws are equipped for use with a variety of cameras. Additionally, threaded holes on the side of the adapter offer a great store solution for the unused camera screws. 1/4"-20 and 3/8"-16 threaded holes on the underside of the adapter mounting threads also enable support for sliders, tripods, accessories, and more.

KS-CB11 Sliding Quick Release Plate **W** 85g / 3oz

3.54"(9cm) long Quick Release Plate is an aluminum camera plate which is compatible with Manfrotto 501PL systems. The plate is equipped with 1/4"-20, 3/8"-16 camera screws and a little slotted catch that prevents the plate from falling off.

SUPER KNUCKLE

Super knuckle features a double socket arm and ball head in each end which can be locked by the centre knob. It offers an ultra-versatile solution for mounting and positioning. Constructed from a die-cast aluminum alloy shell, ball heads and knob make it sturdy and lightweight. The standard Dia.26mm ball heads with serrated surface is grabbed better by the shell and weather resistant. The shell is designed with 2 side deeper cutting offering a greater tilt down angle. A build in silicon rubber sleeve holds the unit together while changing the ball head. The double sockets and ball heads offer the ability to interchange various components for a wide range of applications in industries including lighting, camera, monitors, tablets, smart phones and any mobile device. Overall length: 151mm(5.95"), Loading capacity: 8kg(17.6lbs)

The silicon rubber blue sleeve can hold the double socket arms tightly to avoid them being taken apart while loosening the knob for adjusting the angle or exchanging the ball head.

Angle adjustable in all directions.

The serrated surface treatment increases the friction of ball joint.

Exchangeable ball heads and double sockets offers an ultra-versatile mounting solution.



W 200g
7oz **↓** max 8kg
17.6lbs

KS-400 Super Knuckle w/ Hex Baby Pin

Aluminum die-casting double socket arm and ball head in each end. One end with hex pin fits into Super Convi clamp another end with 1/4"-20 screw for mounting any mobile phone, camera & lighting related accessories.



W 200g
7oz **↓** max 8kg
17.6lbs

KS-401 Super Knuckle w/ Baby Receiver

With the same function as KS-400 but with a 1/4"-20 male thread on one end and baby receiver on the other.



Ball bases overall length: 3"(77.8mm)
Socket-to-socket length: 2.32"(59mm)

KS-398 3" Double Socket Arm w/ Knob **W** 120g 4.2oz


3" long die-casting aluminum double socket arm comes with metal knob and silicon rubber sleeve, allows you to custom make your own super knuckle mounting solution with those available ball heads.



Ball bases overall length: 6"(156mm)
Socket-to-socket length: 5.39"(137mm)

KS-399 6" Double Socket Arm w/ Knob **W** 285g 10oz

6" long die-casting aluminum double socket arm comes with metal knob and silicon rubber sleeve, allows you to custom make your own super knuckle mounting solution with those available ball heads.



KS-404 Ball Head w/ 1/4"-20 Male Thread **W** 48g / 1.7oz

CNC aluminum ball (Dia. 26mm) with black anodized finish. The round plate offers extra support and stability for cameras that rest on top of it. The male 1/4"-20 threaded steel stud matches most standard camera and camcorder female threads found on the bottom of the camera. Thanks to the flexibility of the removable knurled knob for fitting into different depths of 1/4"-20 female thread, all cameras and camcorders are able to be kept in place with ease and convenience.



KS-403 Ball Head w/ 1/4"-20 female Thread **W** 30g / 1.0oz

Feature a 1/4"-20 female threaded on the CNC machining aluminum ball head (Dia. 26mm) for mounting any equipment comes with a 1/4"-20 male threaded.



KS-420 3" Extension Arm Double Ball Head **W** 80g / 2.9oz

An aluminum extension arm with 3/8"-16 & 1/4"-20 female threaded made by CNC with black anodized finish which has a 26mm ball on each end measuring 5 inches (127mm) in total length. It is ideal for building and extending custom arm configurations with super knuckle (KS-400).



KS-407 Ball Head w/ Cold Shoe Adapter **W** 50g / 1.7oz

Feature a cold shoe adapter which allows you to effortlessly mount a ball head on a camera for attaching any lighting, video and microphone accessories.



KS-415 Ball Head w/ 5/8"(16mm) Baby Receiver **W** 85g / 3.0oz

Features a solid ball head with a 5/8"(16mm) baby receiver which allows it to be mounted on the light stand of any grip equipment. Comes with 5/8"(16mm) pin.



KS-416 Ball Head w/ 16mm Baby Pin **W** 58g / 2.05oz

The ball head features an aluminum 5/8"(16mm) baby pin which allows you to mount a lighting fixture or any equipment. Comes with 5/8"(16mm) baby receiver on the super knuckle. The 1/4"-20 female thread is on the top of the baby pin.



KS-406 Hex Stud Ball Head for Convi Clamp **W** 40g / 1.4oz

Made by sturdy CNC aluminum, this ball head features a 5/8" (16mm) hex baby stud which keeps it from rotating while connecting with Super Convi Clamp.




KS-417 Ball Head w/ M6 Thread Male **W** 50g / 1.77oz

CNC aluminum ball head with M6 thread male 4cm in length allows it to be operated with center knob of the super knuckle for providing an additional ball head on one super knuckle.

KS-419 Ball Head For Convi Clamp & Cheese Plate

CNC machining aluminum ball head with holes in the round plate, designed to mount on the Super Convi clamp with the M5 screws (supplied) or standard cheese plates with two 3/8" bolts & nuts or two 1/4"-20" bolt & nut (supplied) on 1" center-to-center holes for easy connecting super knuckle system.



KS-425 Ball Head w/ 1/4" Screw

W 40g
1.41oz

CNC machined aluminum ball head with 1/4" -20 screw and rubber padding on top to increase friction and prevents scratches. Integrated a knurled tightening knob can be tighten by hands via the thumbscrew, which provide a quick release for users. Also it comes with a hole for using the #3 Allen wrench to re-tighten it.



W 40g
1.41oz

KS-426 Ball Head w/ 3/8"-16 Anti-Rotation Screw


CNC machining aluminum ball head with 3/8"-16 screw and Arri style Anti-rotation features a widely used connection in the video and cinema industries regularly found on camera cages. Integrated a knurled tightening knob can be tighten by hands via the thumbscrew, which provide a quick release for users. Also it comes with a hole for using the #3 Allen wrench to re-tighten it.



W 120g
4.2oz

KS-396 Super Knuckle Shell w/ Locking Knob

Aluminum made double socket arm with a locking knob offers a great locking solution. It allows you to keep your mounted device safe from theft and tampering. Feature the unique security knob which is combined with one inside tighten portion and one outside slip ring that needs a provided key knob to tighten or loosen.



KS-405

Silicon Sleeve for Super Knuckle Double Socket Arm

Made from durable silicon rubber, the Super Knuckle blue sleeve is tough yet flexible. It can hold the double socket arms tightly to avoid it being taken apart while the knob is loosen to adjust the different angle or exchange the ball heads. (Set of 5)



AMPS holes Pattern

KS-412 Square Plate w/ Ball Head

W 60g
2.1oz


Made by durable and lightweight aluminum alloy, this square plate (55 x 50mm) is designed with the standard AMPS holes pattern will accept any device which uses the familiar pattern included, phone cradles, tablet cradles, GPS units, HAM radios holders and more. It comes with a ball head for connecting with the super knuckle accessories.



KCP-734B Super Claw w/ Ball Head

W 175g
6.2oz

Aluminum alloy clamp equipped with a ball head for connecting the super knuckle accessories. The adjustable jaws offer a great mounting solution which fits tube sizes from 13mm to 35mm or a flat object from 5 to 20mm.



Twist-to-fit



KS-418 Cup Holder w/ Ball Head

W 260g
9.2oz

This universal mounting car cup holder is perfect for all your mounting needs which can fit tightly in the cup holder of car center console. It features a twist-to-fit design and utilizes an expanding weighted base to securely mount your device holder quickly and with more stability. The adjustable car cup holder comes with a ball head for connecting super knuckle accessories and is perfect for iPad, GPS, Smartphone, MP3 player, and other types of device mounts!



Red-line indicator for warning vacuum loss.

KS-422 3" Suction Cup w/ Ball Head

W 150g
5.3oz

Feature a 3" (7.62cm) pumping suction cup with ball head for connecting the super knuckle accessories. It is ideal for temporarily mounting lightweight video cameras or a variety of lights and sound recording equipment on smooth and nonporous surfaces.




KS-413 Tube Mounting Adapter w/ Ball Head **W** 120g / 4.3oz

Made by lightweight aluminum with black anodized finish, the tube mounting adapter is ideal for clamping on the handle of stabilizer, gimbals, motorcycle, bike or anything which comes with dia. 30mm tube. Three plastic spacers are included allowing the tube mounting adapter to fit dia. 20mm, 25mm, 7/8"(22.23mm), 1"(25.4mm) and 1-1/8"(28.58mm) tubes.



KCP-664B Mini Super Viser Clamp w/ Ball Head **W** 315g / 11.2oz

Constructed from aluminum jaws with steel shaft which gives maximum gripping range upto 2"(51mm). It comes with a dia. 26mm ball head for connecting with the super knuckle accessories.




KS-402 GoPro Holder Ball Head **W** 40g / 1.4oz

This ball head features an aluminum GoPro mount which allows you to mount your action camera on the super knuckle to a stand, tripod, suction cups, clamps or anywhere you need.



KS-409 Ball Head w/ a 1/4"-20 Quick Release Bracket **W** 80g / 2.8oz

Features a CNC aluminum ball with a 1/4"-20 Quick Release Bracket provides you with a great mounting solution for monitor with various combinations of super knuckle accessories.



MH-003 Metal Universal Smartphone Clamp

Aluminum made universal smartphone clamp is ideal to convert your smartphone to a digital camera on any sized tripod with 1/4" -20 screw. Features two 1/4" female threads at the bottom and on the back of the clamp for mounting your phone onto various supporting gears in multiple positions. It's compatible with phone size from 2.3" to 3.34" (58mm - 85mm). The spring locking mechanism with 3 aluminum bolts and ergonomic thumb screw offers the most secure mounting solution. Silicon rubber pads equipped to protect your phone from slipping and scratching.



KS-408 VESA Monitor Bracket w/ Ball Head **W** 130g / 4.6oz

Made by sturdy aluminum, the mounting plate is a great mounting solution for your monitor. Standard VESA mounting holes pattern for 75 x 75mm and 100 x 100mm are easy to interface with your monitor.



KS-410 Universal Tablet Holder w/ Ball Head **W** 210g / 7.4oz

Made from reinforced ABS material comes with sturdy aluminum hooks which makes it lightweight and durable and is ideal for holding 7" to 11" tablets securely. Feature 5 length-adjustable aluminum hooks with protective rubber and 9 hook slots available on the holder which make it easy to fit variety of tablets. Dimension: 191-272(L) x 110-190(W) x 10(H)mm.




KS-411 Universal Tablet Holder for iPad Pro w/ Ball Head **W** 285g / 10.1oz

With the same function as KS-410, the Universal Tablet Holder for iPad Pro comes with bigger dimension, 215-376(L) x 162-281(W) x 10(H)mm, which can hold iPad Pro 12.9" and also perfect for a Graphics tablet holder.



KS-CB10 Car Window Mount Kit **W** 320g / 0.71bs

Kupo car window mount kit including a car window mounting clamp (KS-CB04) and a midi ball head (KS-CB05) is ideal for providing a stable platform for a camera or spotting scopes from cars. The clamp can be attached to the top edge of the glass in your cars window quickly and securely. The aluminum made ballhead mounted on the clamp allows it to be instantly locked off in any position with one single knob.



KS-CB04 Car Window Mount Clamp **W** 180g / 6.4oz

Car window mount clamp is ideal gear for photographing and videography from an automobile. The clamp can be easily mounted on the window glass of an automobile with a screw down knob. Also the window glass is well-protected by rubberized cork on flats inside the clamp including the screw down disk. 3/8"-16 stud with a large screwdriver slot and two screw sets are equipped for secure tightening the clamp and Ball-head or camera bracket for camera.



YOUTUBE
KUPU ALUMINUM ADJUSTABLE
COLD SHOE MOUNT (KS-039)



KS-039 Adjustable Cold Shoe Mount **W** 20g / 0.71oz

Constructed with lightweight and durable aluminum provides a secure mounting option for virtually any type of shoe-mounted device - radio slaves, speedlights, light meters, etc. It also comes with spring-tensioned adjustment knob to ensure strength and a secure fit to almost any flat foot flash. Standard 1/4"-20 mounting thread is tapped on the bottom for quickly and easily attaching to flash brackets, tripods, light stands, Convi clamps, etc.

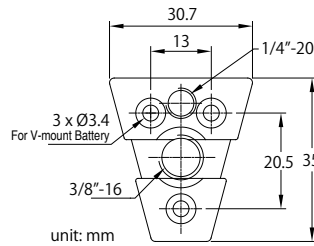


KS-041 Hot Shoe Adapter 3/8" - 1/4" w/ Barrel Adapter

This adapter can fit on the hot shoe of most cameras. It has a 3/8" to 1/4" threaded stud and is used as a Monitor Bracket or anything else that has a 1/4" -20 receiver. Two large knurled locking nuts are quipped for easy adjustment of the tension. It comes with a 1/4" -20 double female barrel adapter as the standard accessory that makes the 1/4" -20 receiver is available.



Kupo V-lock Wedge is precisely machined from black anodized aluminum with tight tolerances and minimized wiggles. It comes with three M3 hole and screws which are designed to firmly fix the wedge on any standard V-mount battery. It allows you to easily attach the battery on any mounting equipment which comes with Kupo V-lock base (KS-271). Also features a 3/8"-16 central tapped hole that can be mounted on any equipment comes with 3/8"-16 female threaded with the supplied 3/8"-16 screw. The 1/4"-20 tapped hole on the wedge and the 1/4"-20 set screw are also supplied to prevent it from twisting while the wedge is fastened with screw on the 3/8"-16 tapped hole.

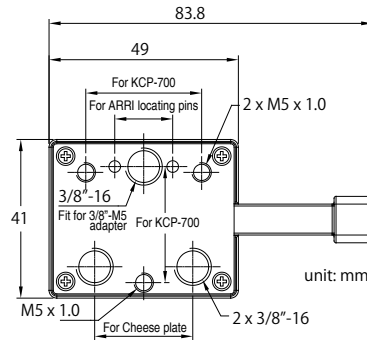


- (1) 6061 aluminum wedge x 1pc
- (2) M3 x 15 Phillips flat head screw x 3 pcs
- (3) 3/8"-16 slotted countersunk head x 1pc
- (4) 1/4"-20 set screw x 1pc



KS-270 V-lock Wedge 25g / 0.88oz

Kupo V-lock Base is precisely machined from black anodized aluminum with tight tolerances and minimized wiggles. It can be attached on the Convi clamp (KCP-700) with the supplied two M5 screws and one 3/8" to M5 adapter from the back of V-lock base. Also features a 3/8"-16 central tapped hole that can be mounted on any equipment comes with 3/8"-16 female threaded with the supplied 3/8"-16 screw. The two 3/8"-16 tapped holes on the back is spaced 1" (center to center) allows it to be mount on any standard cheese plate.



- (1) 6061 aluminum base x 1pc
- (2) M5 x 14 hex socket cap screw x 2 pcs
- (3) 3/8"-16 slotted countersunk head x 1pc
- (4) 3/8" to M5 adapter x 1pc



KS-271 V-lock Base 90g / 3.2oz

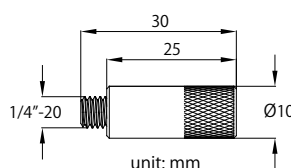
The quick release V-lock set included the wedge and base which are precisely machined from black anodized aluminum with tight tolerances and minimized wiggles. The V-Lock Wedge can bolt into M3 to the standard V-mount battery or any device comes with 1/4"-20 or 3/8"-16 hole by the supplied screws. V-lock base can also be bolt into M5 to attach on Convi clamp by supplied screws and one 3/8" to M5 adapter. The two 3/8"-16 tapped holes on the back is spaced 1" (center to center) allows the base to be mount on any standard cheese plate. The extension handle comes with 1/4"-20 male threaded is able to be mount on the knob allows to extend 25mm long. All the screws listed below are supplied.



- (1) 6061 aluminum wedge x 1pc
- (2) 6061 aluminum base x 1pc
- (3) M3 x 15 Phillips flat head screw x 3 pcs
- (4) 3/8"-16 slotted countersunk head x 2 pcs
- (5) M5 x 14 hex socket cap screw x 2 pcs
- (6) 1/4"-20 set screw x 1pc
- (7) 3/8" to M5 adapter x 1pc

KS-273 V-lock Set 123g / 4.3oz

The V-lock extension handle is measured 2.5cm in length and 1cm in diameter to extend a V-Lock base handle longer for easy release. The handle is constructed from aluminum comes with knuckled finish in on end and 1/4"-20 male threaded on the other end to make it easy to mount on V-Lock base by thumb turning.



KS-272 V-lock Extension Handle 8g / 0.3oz

Made by precisely machined stainless steel and aluminum, this Kupo Arri Rosette (60 tooth with 31.8mm in diameter) mount is designed for being attached to cage, rosette handle and other any ARRI standard rosette fitting.

KS-734

Arri Rosette Bolt-on Mount (1/4"-20)

W 32g
1.2oz



The 1/4"-20 internal female thread specially designed for Sony camera or any accessories which comes with 1/4"-20 rosette-based to your camera rig.

KS-736

Arri Rosette Bolt-on Mount (M6)

W 32g
1.2oz

The M6 internal female thread designed for mounting Arri standard rosette-style accessories.

KS-738

Arri 3/8" Locating Pin To Arri Rosette (M6) Adapter

W 60g
2.1oz



Made by precisely machined stainless steel and aluminum, this Kupo Arri Rosette (60 tooth with 31.8mm in diameter) mount is designed for being attached to cage, rosette handle and other any ARRI standard rosette fitting. The M6 internal female thread designed for mounting Arri standard rosette-style accessories and it allows 360 degree rotation.

KCP-253AR

Universal Gimbal Clamp with Arri Rosette (M6)

W 140g
4.9oz



The lightweight aluminum tube mounting coupler designed for DJI Ronin, Freefly Movipro or any Gimbal support system comes with dia. 25-30mm tube. Features a M6 internal female thread designed for mounting Arri standard rosette-style accessories and it allows 360 degree rotation.

KCP-730AR

Super Claw clamp with Arri Rosette (M6)

W 170g
6oz



Aluminum alloy clamp equipped with a M6 internal female thread designed for mounting Arri standard rosette-style accessories and it allows 360 degree rotation. The compact super claw clamp offers a great mounting solution which fit tube size from 13mm to 35mm or a flat object from 5 to 20 mm.

KS-197

1/4"-20 Hex Socket Cap Screw



Stainless steel made hex socket cap 1/4"-20 screw with 6.3mm shaft in length. (Set of 6)

The Super Claw from Kupo is a scaled down, lighter weight 130g(4.6oz) version of the popular Convi Clamp. Ideal for tight spaces, its jaws feature spring action and will grip tubes from 0.51-1.37" in diameter and flat surfaces from 0.19 - 0.78" thick. The unique mechanical interlocking rubber pads adhered to the jaws really help to keep this clamps performance at a high level on round and rectangular shapes. The Super Claw is tapped with both 1/4"-20 and 3/8"-16 threads to accept a wide range of adapters, grip accessories, cameras, lights or monitors weighing up to 6kg(13.2lbs).

KCP-730B Super Claw

Material: Aluminum
Attachment: 1/4"-20 & 3/8"-16
Fit tube size: 13mm ~ 35mm
Fit flat surface size: 5mm ~ 20mm

W 130g
45.6OZ

max 6kg
13.2lbs

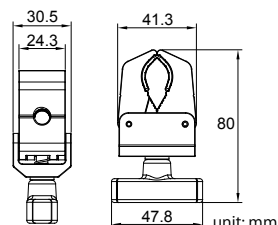
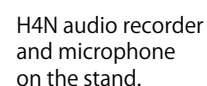



**YOUTUBE
SUPER CLAW**




Features:

1. Two jaws are aluminum making it sturdy and durable.
2. Mechanical interlocking rubber pads are adhered to the jaws.
3. Ergonomic aluminum casting knob offers better grip.
4. 1/4" and 3/8" female sockets can be used simultaneously without space limitation.
5. Inside steel spring keeps the jaws moving smoothly while twisting the knob.



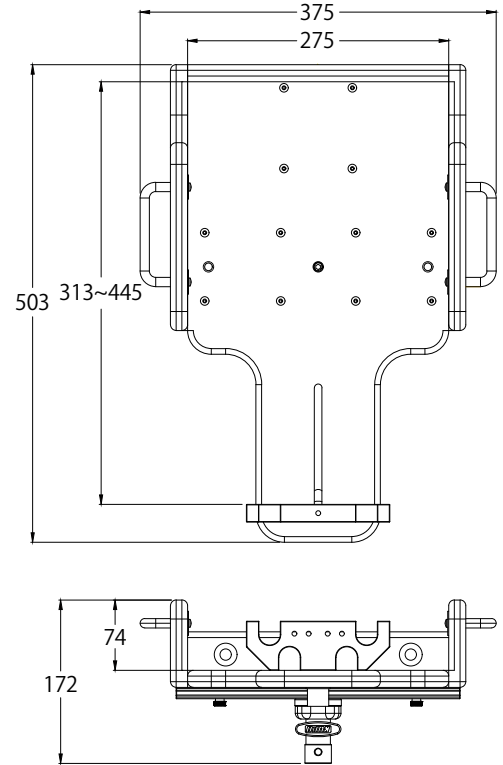
Microphone with Mini Ball Head and Cold Shoe mount on the Gobo arm.



Speedlite and Pocket Wizard with one Super Claw on the stand.



Monitor with Vision Arm on the tripod.



KAB-020 Camera Cradle

W 3.8kg
8.36lbs

Made of European beech, the Kupo camera cradle allows you to convert your stand or tripod into a camera docking cradle during set lighting, talent blocking, and rehearsals. It features a 3/8"-16 underneath the cradle that can mount with tripod directly. Alternately, the cradle can be mounted on the light stand with the ball head adapter (KS-097LB included) which is 16mm inside and 28mm outside in diameter. The removable white nylon rod holder is mounted for rod size measured 15mm or 19mm in diameter. Mounting slots under the cradle are equipped makes it a snap to additional accessories with u-shaped sliding plate (check Tethermate accessories page) . The Velcro strap through U handle helps fasten objects on the cradle securely.



Four 3/8"-16 female threaded are equipped for any equipment comes with 3/8"-16 male threaded (e.g. the Eye Ring with 3/8"-16 male threaded).



U-handle allows to mount V-mount battery with U-shaped Battery Holder (KS-314B, optional). The Vercro Strap through U-handle helps fasten objects.



Removable rod holder for easy position adjustment.



Detachable ball head adapter allows the cradle to mounted on light stand or tripod.



Mounting slots provide additional accessories with U-shaped sliding plate.



Non-slip carpet stick firmly on the cradle and keeps items from slipping.



KCP-252

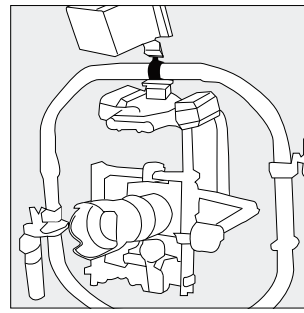
Tube Mounting Coupler Dia. 25mm **W** 72g / 2.5oz
w/ 1/4" & 3/8" Holes & Cold Shoe

The lightweight aluminum tube mounting coupler for 25mm tube comes with a 1/4"-20, 3/8"-16 female threaded and a cold shoe which allows you to rig your small LED panel, microphone, flash or any compatible shoe-mounted accessory and any equipment that comes with 1/4"-20, 3/8"-16 male threaded.

KCP-253

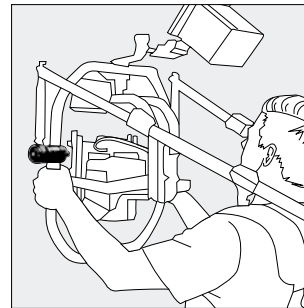
Tube Mounting Coupler Dia.25-30mm **W** 90g / 3.2oz

Made of aluminum extrusion, this coupler features a removable rubber pad inside which allows it to fit any tube size or Gimbal handlebar comes with dia. 25mm or 30mm. There are also various threaded holes including 3/8"-16 (2 pcs), 1/4"-20 (7 pcs) and M4 (4 pcs) on the main base to accept a wide range of adapters, grip accessories, cameras, lights or monitor arm. etc.



KCP-253BH Coupler w/ Ball Head for Dia.25 to 30mm **W** 140g / 5oz

This lightweight aluminum tube mounting couplers comes with a ball head designed for mounting additional accessories on the DJI Ronin series, Freely Movipro series or any other items with 25mm or 30mm tube. EVF Mount, Ball Head, Cold Shoe mount or any accessories that comes with 1/4" or 3/8" adapters can be mounted by screws on the arrays of 1/4" and 3/8" screw holes.



45-degree angle



KCP-253SP Mounting Coupler Dia.25 to 30mm w/ Spindle for Ready Rig **W** 215g / 7.58oz

Made of aluminum extrusion, this coupler equipped with superior bearings allows you to adjust the weight to tilt your MōVI Pro Carbon Fiber Ring/gimbal as a support system while using with a Ready Rig GS. Features a removable rubber pad inside which allows it to fit any tube size or Gimbal handlebar that comes with dia. 25mm to 30mm. There are also threaded holes including 3/8"-16 and 1/4"-20 (4 pcs) on the main base to accept a wide range of adapters, grip accessories, cold shoe mount, lights or monitor arm. etc. (Set of 2)

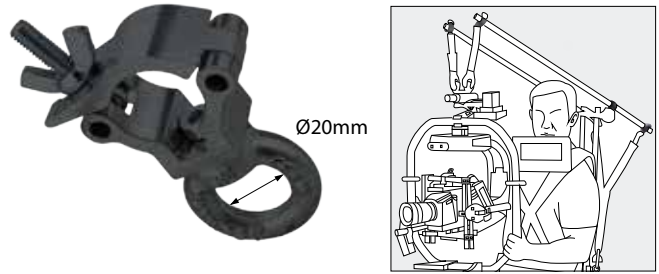
Note: READY RIG is a trademark and brand of The Alba Group, Ltd.



KCP-811B / KCP-811 Mini Coupler

Fits Tube 1" (25.4mm)
Incorporates 1/4" - 20 male thread
screw (3/4" long).

W 60 g | 0.13 lbs | **↓** _{n.max} 100 kg | 220 lbs



KCP-812B / KCP-812 Mini Eye Ring Coupler

Fits Tube 1" (25.4mm), Incorporates a Eye Ring. **W** 100 g | 0.22 lbs | **↓** _{n.max} 90 kg | 198 lbs



KCP-811BH Mini Half Coupler w/ Ball Head

Constructed from aluminum alloy, the mini half coupler for 1" tube comes with 26mm ball head and is ideal for mounting your LCD monitor on the rod of a video camera stabilizer with the accessories of super knuckles.

W 108 g | 3.9 oz | **↓** _{n.max} 8 kg | 17.6 lbs



KCP-815B / KCP-815 Mini Swivel Coupler

Fits Tube 1" (25.4mm), For quick and easy interconnection for truss, pipe or bars.

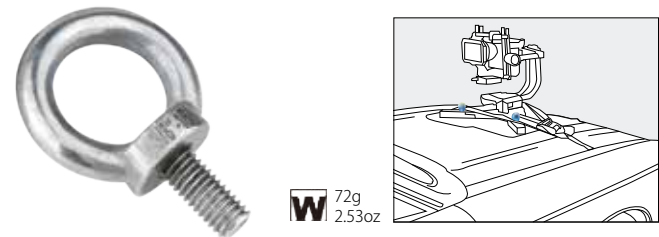
W 120 g | 0.26 lbs | **↓** _{n.max} 100 kg | 220 lbs



KS-155 Eye Bolt 3/8"-16 x 14mm

Made from 304 stainless steel for corrosion resistance and durability, this 3/8"-16 eye bolt welded with 14mm (0.55") thread length is suitable for almost any camera handles and the ring diameter makes it easy to hook it on and off with Carabiners or Kongfrogs. Ideal for rigging from Camera cage to your stabilizer.

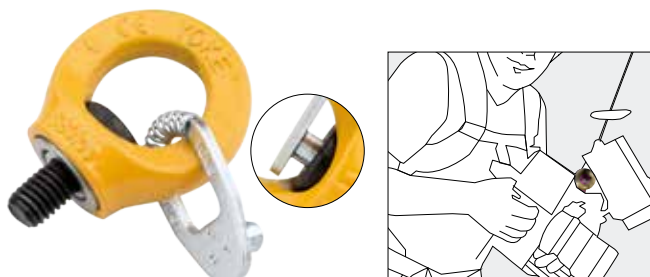
W 70g | 2.5oz



KS-155L Eye Bolt 3/8"-16 x 20mm

Made from 304 stainless steel for corrosion resistance and durability, this shoulder eye bolt welded with a 3/8"-16 threaded male which is 20mm in length. Ideal for mounting on the cheese plate for extra supporting points.

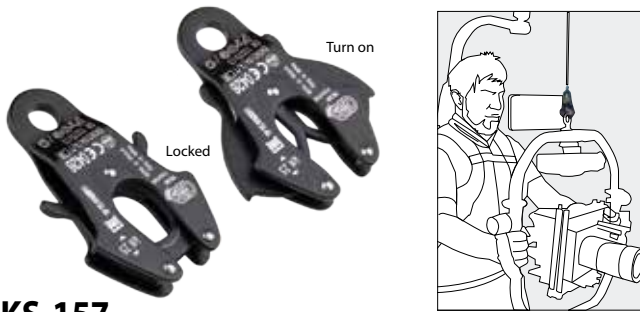
W 72g | 2.53oz



KS-156 Rotatable Ring Bolt 3/8"-16 x 14mm

Manufactured from quenched and tempered steel, the ring bolt features a rotatable eye bolt that allows 360° adjustable in the direction of the load. The 3/8"-16 eye bolt with 14mm (0.55") thread length is suitable for almost any camera handles and the 24.8mm (0.98") ring diameter makes it easy to hook it on and off with Carabiners or Kongfrogs.

W 120g | 4.23oz



KS-157
Quick Release Frog Locking Carabiner **W** 50g / 1.7oz

With an innovative approach, that characterizes KONG, comes out Frog, a revolutionary directional connector, provided with an automatic clamping that takes place touching the anchor point. Frog makes obsolete the concept of a carabiner thought as a "hook". The insertion is extraordinary quick and safe, even in "far" anchor points, not easy to be reached with standard connectors.

It automatically clamps coming into contact w/ anchor point.
(Strength 25kN / CE âEN12275 âEN362 / A / T and UIAA Certified)
Note: The Kongfrog bracket is not for climbing or securing a person.



KS-237
Easylink Frog Clip Bracket **W** 170g / 6oz

The Kupo Easyrig Frog Clip Bracket made by CNC machined aluminum with black anodized surface treatment. Kong Frog Clip can be tightly linked on the aluminum bracket with an included 3/8"-16 bolt. The upper slot is designed for original Easy rig spring clip to easy access without modification. A must have gadget that makes you quickly and easily attach/ detach the camera from Easyrig.



KS-248 Docking Attachment for Easyrig **W** 250g / 8.8oz **↓max** 120 kg / 264 lbs

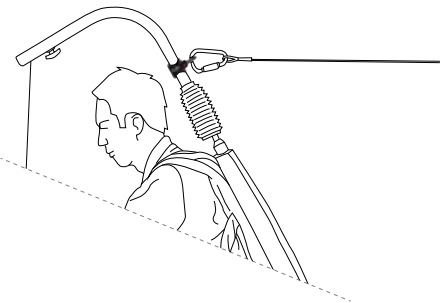
The Kupo Docking Attachment Easyrig Stabilizers is constructed from two black aluminum parts which can be tightly mounted on the central support bar with two supplied screws. Features a baby stud (16mm) equipped on one end that makes it easy to attach on Super Convi Clamp or 4 Way Clamp to effortlessly dock Easying Stabilizers on the stands, truss or carts.



KS-249 Safety Attachment for Easyrig **W** 120g / 264lbs

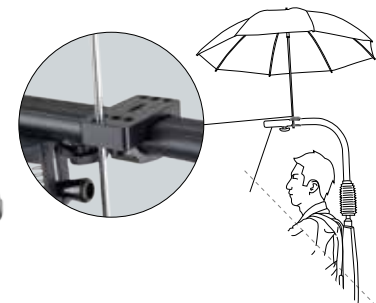
The Kupo Safety Attachment Easyrig Stabilizers is constructed from two black aluminum parts which can be tightly mounted on the central support bar with two supplied screws. Features an eye ring equipped on one end that allows hooked it up with spring hook or tied with safety rope as a support from the back while working in certain environments such as rooftop, poolside or cliff.

Note: It is recommended for second safety instead of holding.



KS-250 Umbrella Holder for Easyrig **W** 240g / 8.5oz

This aluminum made adapter designed for holding an umbrella on the upper support bar to prevent the camera operator from rain, sunshine and also offers shadow to view the monitor. Regular umbrella rod(10mm) is feasible for the holder after removing the handle (Umbrella isn't included).





Stainless steel arm hanger.



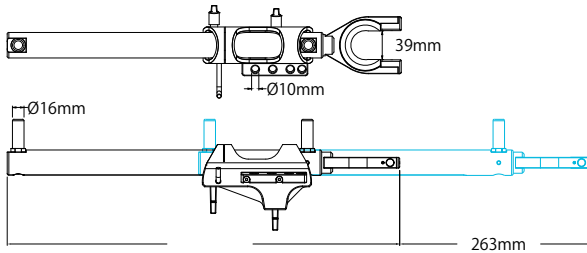
Tool holder.



Spring safety pin.



16mm (5/8") baby pin for balancing



KS-254 Steadicam Docking Bracket

L 54cm / 21.26" **W** 2kg / 4.4lb

Constructed from high-grade CNC aluminum alloy, this Docking Bracket allows you to securely dock and easy balance your hand-held stabilizer (for 1.5" sled) on top of lighting stand which comes with 16mm (5/8") baby stud. Features a length adjustable bracket comes with two 5/8" (16mm) studs for static balance or hanging vest on the both end, a tool holder attached on the side and a stainless steel side hook to hang the arm. The docking U-bracket is covered by POM for protecting sled and an aircraft safety pin locks the sled in place, securely holds the sled from flopping.



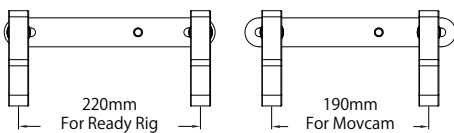
Ready rig docked.



Adjustable hook.



On the stand w/ super convi clamp.



KS-255 Vest Holder

W 0.68kg / 1.5lb

Constructed from solid black painted steel and rubberized aluminum hook, the docking bracket is designed for operator to place the Ready Rig Vest effortless. The 16mm (5/8") baby stud is weld on the back of steel plate allows to perfect insert into the Super Convi Clamp (KCP-700) and to mount the bracket easily on the stands. Both hooks are able to be moved with the Allen key to adjust the pitch for the MovCam Vest as well.



Rigged on dia. 48~50mm pipe



Mounted on Mitchell plate

KS-251K Steadicam Hard Mount Kit **W** 2.8kg / 16.16lb

Kupo Steadicam Hard Mount allows a Steadicam rig to be mounted on 48~50mm pipe or Mitchell plate. It includes the machined anodized rectangle aluminum mounting plate with stainless steel female socket block which comes with two 40mm long custom stainless steel 1-1/4"-20 T handle knobs. The other end on the mounting plate with 8 pre-drilled holes that offer 5 different mounting angles, and our one piece double clamp allows our Hard mount to be affixed to the 48~50mm pipe. The clamp offers a rigid mounting on both the left and right side, giving the operator a quick way of changing the setup on the fly if needed. A Mitchell adapter and a multifunction tie down are supplied to mount the steadicam on the Mitchell plate by attaching the Hard mount plate with 2 x 1/4"-20 screws included. A knob with 3/8"-16 bolt is equipped as a Mitchell key on the adapter offers a quick pan adjustment if needed. The predrilled holes and threaded pattern on adapter allow users to mount a Mitchell collar (KS-692) instead of tie down knob on bottom or gimbal like Ronin2, Movi XL, Movi Pro and the top being a Gimbal to Mitchell adapter if needed.

More Features:



A knob is equipped as key offers a quick adjustment



Multifunction tie down are supplied



Allows to use Mitchell collar (Optional)



Horizontal mounted



Vertical mounted

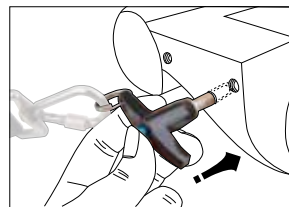


5 different mounting angles



KS-257 Speed Rail Shim **W** 45g / 1.59oz


Made by durable black POM, Kupo Speed Rail Shim allows your 2" coupler to be perfectly mounted on 1-1/4"(48.3mm) tube with the shim attached. (Set of 2)



KS-700 Quick Release Safety pin for ARRI WCU-4

W 25g
0.88oz


The handy quick-release safety pin is compatible with ARRI WCU-4 control hand unit. Constructed from casting aluminum, T-handle and stainless steel shank provides an excellent loading capability for your WCU4. The split ring is equipped on the T-handle for easy attachment of optional lanyard to position the control unit around your neck or to drape it from a stand with ease and convenience.



KS-704 Monitor Bracket for ARRI WCU-4

W 70g
2.47oz

Made by CNC aluminum alloy, this monitor bracket is compatible with the ARRI WCU-4 Wireless Compact Unit. Designed for being easily mounted on top or bottom of the WCU-4 hand unit with two bolts (included) and attaches to on-board monitors with any accessory, comes with a 1/4"-20 male threaded. The 18 degree tilt help you view the monitor with easy and convenience. Ideal for using quick-release mounting set (KS-CB14) that makes it fast and easy disconnect monitor from the bracket when needed. And a 16mm (5/8") baby stud with 1/4"-20 male thread (KS-077) on bottom to connect gobo head and this bracket.



KS-712 Rain Cover for Follow Focus Unit

W 190g
6.7oz

Made of cordex textured nylon fabric and transparent plastic, Kupo rain cover designed to protect your follow focus unit from rain, snow and dust. There're sleeves on the bottom and see through plastic window in the middle of cover allows operator to control and view effortlessly in the rigorous weather condition. Velcro straps in the back also make put on or take off the rain cover easily.



KS-706 ARRI WCU-4 Monitor Mount and Docking Bracket **W** ^{390g}_{13.76oz}

The Kupo ARRI WCU-4 Monitor-Bracket with handgrip allows you to place your monitor as close to the index mark of the focus knob as possible. Features the ergonomics design handgrip that transfers efficiently the weight from the wrist to the biceps. Additional 5/8" (16mm) baby receiver is designed on the bottom of the handgrip which allows it to serve as a docking bracket for a c-stand. The monitor bracket also allows you to attach on-board monitor with any equipment comes with 1/4"-20 male thread. Ideal for using quick-release mounting set (KS-CB14) that makes it fast and easy disconnect monitor from the bracket when needed.



KS-707 Tilta Nucleus-m Monitor Mount And Docking Bracket **W** ^{400g}_{14.1oz}

The Kupo Tilta Nucleus-M with handgrip allows you to place your monitor as close to the index mark of the focus knob as possible. Features the ergonomics design handgrip that transfers efficiently the weight from the wrist to the biceps. Additional 5/8" (16mm) baby receiver designed on the bottom of the handgrip which allows it to serve as a docking bracket for a c-stand. The monitor bracket also allows you to attach on-board monitor with any equipment comes with 1/4"-20 male thread. Ideal for using quick-release mounting set (KS-CB14) that makes it fast and easy disconnect monitor from the bracket when needed.




KS-708
Plain White Focus Ring For WCU-4 **W** ^{17g}_{0.6oz}

The Plain White Focus Ring is made by nylon which is designed for operator to mark the ring where they feel the need to on ARRI WCU-4 control unit knobs.



YOUTUBE
KUPO FRONT BOX
AND ACCESSORIES
(KAB-013)



KAB-013 Camera Assistant Front Box  1.4kg
3.08lbs

Exterior Dimensions (L) x (W) x (H) : 13"(330mm) x 8"(202mm) x 5-1/8"(131mm)
Interior Dimensions (L) x (W) x (H) : 12"(306mm) x 7" (178mm) x 2-5/8"(66.5mm)

Camera assistant front box is designed to be attached onto tripods and holds items like markers, cleaning supplies, tools and a standard slate board. Kupo front box is made of high quality European beech comes with natural finish. Features four removable and interchangeable dividers to meet your particular needs. One pen holder fixed on the box included variously sized holes for your pens and cine tools. Slots on the underside of the front box hold standard sized slates board.



KCP-740 (not included)



CX2109FB Hard case w/front box bracket  0.75kg
1.65lbs

Exterior size: 240x198x108mm
Interior size: 216x152x9.5mm

CX2109 Hard case w/front box bracket allows you to keep your hold items like markers, cleaning supplies, tools well organized inside the plastic case and attach it on the stand or tripod with Super Convi clamp w/front box mounting plate (KCP-740).



CX2109VL can attach to lighting stand through Super Convi Clamp with V-lock base (KCP-739, not included)

CX2109VL Hard Case with V-Lock Wedge  0.75kg
1.65lbs

CX2109 hard case equipped with precisely-machined aluminum V-lock wedge, for making the case to attach Super Convi Clamp with V-lock base (KCP-739) easily. Ideal for camera assistant who need a storage space on hand for their shooting gadget and make them always available.


FRONT BOX MOUNTING PLATE



KCP-700-FBP Front Box Mounting Plate for Convi Clamp

W 150g
0.33lbs

Built by aluminum plate with black anodized finish, the Kupo Front Box mounting plate is a great conjunction of front box and Convi clamp. Simply use two M5 screws (supplied) to easily attach the mounting plate on the Convi clamp and slide the hanging pins into the groove of bracket to mount the front box on. Features a spring locking pin equipped on the plate to prevent the box from dropping off accidentally. Excellent gadget that allows you to mount your front box on the stands, tripods, tables, dolly or any object comes with outside dia. from 5mm to 51mm.



KS-722 Assistant's Front Box Mount for Fluid Head

W 360g
0.79lbs

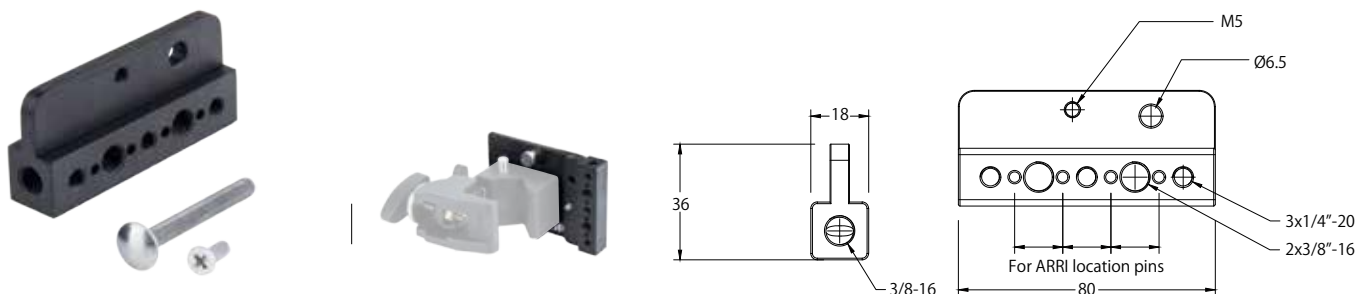
Aluminum plate with black anodized finish, the Kupo Assistant's Front Box Mount is built for easily mounting a front box to a fluid head. Two twist-locking sleeves equipped for firmly attaching to the front box pins which equipped on the gear heads or fluid heads on the major manufacturer. Features a unique spring locking pin that would ensure your box will not fall for reasons.



KS-724 Front Box Bracket

W 100g
0.22lbs

Kupo front box bracket is constructed from durable aluminum bracket with black anodized finish. The bracket comes with four set of M5 bolts & nuts that can be affixed to your custom front box when needed. Fit perfectly with Kupo KCP-700FBP or KS-722 mounting plate.



KS-710 Side Mount Bracket

W 80g
0.18lbs

Made by CNC aluminum with black anodized, this bracket primary designed for attaching on the Front Box Bracket (KCP-700FBP) or Monitor Mount Docking Bracket (KS-706 & 707) with supplied screws. It allows you to mount on any camera or video equipment like wireless transmitter with those 1/4"-20 or 3/8"-16 female threaded holes.

Apple box is one of the most useful pieces of equipment on a film set. They are used for propping up furniture and light stands, for leveling camera dolly track, or to provide temporary seats, workbenches, or stepladders. Kupo Apple boxes are made of high quality birch plywood that is built for long lasting use. Standard sizes including pancake, quarter, half and full with a neutral wood color smooth finish. Each box has rounded-edge ergonomic hand and finger grips for easy handling. Internal supports are equipped in three larger size boxes for ensuring extra strength and dimensional stability. The brace of both side panels is for thread wires, poles or others gears through box if needed.



KAB-015

Apple Box Set (Full, Half, Quarter, Pancake) **W** 9.6kg / 21.21lbs

The Kupo Apple box Set comes with four different sized apple boxes that give you a variety of support heights to keep your production professional.



8-ply Baltic birch plywood with a natural finish.



Interior reinforcement from central brace.



Round edge for easy handling.



KAB-001
APPLE BOX-PANCAKE
20"x12"x1"

W 1.7kg / 3.7lbs



KAB-002
APPLE BOX-QUARTER
20"x12"x2"

W 2.1kg / 4.6lbs



KAB-004
APPLE BOX-HALF
20"x12"x4" w/ Kupo logo
(on one side)

W 2.5kg / 5.5lbs



KAB-008
APPLE BOX-FULL
20"x12"x8" w/ Kupo logo
(on one side)

W 3.3kg / 7.3lbs

Kupo nesting apple box set features a space-saving design advantage that pancake, quarter and half apple boxes are able to be well stored inside the full apple box. The innovative track design with the magnet on one side panel allows you to precisely slide into the storage box and snap to lock the panel within seconds. Ideal for storage and transportation.



3/8"-16 thread female on the side panel allows you to mount a baby pin with 3/8"-16 screw for small lighting fixture or other accessories.



Please note one side of the full apple box has a handle and completely smooth on the other.

KAB-41K Nesting Apple Box Set **W** 8.9kg / 19.6lbs

Nesting Pancake Apple Box
18 1/2" x 10" x 1"

W 1.55kg / 3.41lbs

Nesting Half Apple Box
18 1/2" x 10" x 4" w/ Kupo logo
(on one side)

W 2.10kg / 4.62lbs

Nesting Quarter Apple Box
18 1/2" x 10" x 2"


W 1.75kg / 3.85lbs

Nesting Full Apple Box
20" x 12" x 8" w/ Kupo logo
(on one side)

W 3.5kg / 7.7lbs



8-ply Baltic birch plywood with a natural finish.



Innovative track design allows you to slide the side panel smoothly and securely.



Both super strength magnets increase the stability of the side panel attached on the box.



KAB-128 Lockable Sliding Cover **W** 0.9kg / 1.98lbs

The Kupo lockable sliding cover is designed for Kupo full size nesting apple box. Features a keyed cam lock with two keys equipped on the cover that allows you to safely store your valuables in the apple box.

Made from 1000 Denier Textured Nylon with a 2" foam insert, The Kupo apple box seat cushion is designed for turning a full size apple box into a soft, comfy, padded seat. The attached pocket is a brilliant storage solution for tools, water bottles, notes, pens and more with easy access. Two varieties include horizontal and vertical.



Compact-folding design make it easy to store and travel.




Elastic equipped on the side allows to slip on and off with ease.



W 0.39kg / 0.86lbs

KAB-023 Apple Box Seat Cushion- Vertical

The Vertical fits a box "standing up," sized 8"(20cm) x 12"(30cm)



Elastic equipped on the side allows to slip on and off with ease.

W 0.45kg / 0.99lbs

KAB-025 Apple Box Seat Cushion- Horizontal

The Horizontal fits an Apple Box "on its side," sized 8"(20cm) x 20"(50cm)



KAB-018 Wood Hi-Hat Board **W** 1.5kg / 3.3lbs

The Octagon Hi-Hat Board is an ideal mounting solution for your camera in low position. The cut corners (octagon shape) allow it to fit into tighter spaces. Size: 18"(L) x 18"(W) x 3/4"(T)

Designed primarily for camera assistants in the film industry and suitable to anyone who needs rapid access to various tools. The Kupo Utility AC bag is made by 1,000 Denier cordex textured nylon fabric with a water resistant polyurethane coating on the inside. Inside the main compartment is a separate pouch, as well as a Velcro see-through mesh pocket on the underside of the main flap which is ideal for storing media cards and other small items. The bag fits utility belts up to 2 inches in width allowing you to take the bag on and off super easily. Exterior of the bag has 6 slip pockets (two of them are with a Velcro flap) which can hold dry-erase markers, sharpies, pens, chalk, pencils, hex keys, screw drivers, Leatherman and Maglite for easy access. An ideal AC bag that keeps all your essential tools and accessories organized.



YOUTUBE
KUPU UTILITY
AC BAG (KSB-010)



KSB-010 Utility AC Bag

W 450g
11bs

Exterior Size: 24.5cm(9.65")(L) x 10cm(3.94")(W) x 16cm(6.3")(H)
Interior Size: 20cm(7.87")(L) x 9cm(3.54")(W) x 14.5cm(5.71")(H)

Velcro top flap ensures tools won't accidentally fall out when on a ladder.

A slip bag on the side of the bag with a Velcro flap for additional storage.

More Features:



The top flap can be folded and attached to the cover for easy access without noise.



D-Rings on one side of the bag for attaching a gaffa tape holder strap or glove gripper.



The side metal hook is perfect for mounting a tape measure.



Can be easily carried on a 2.5" width belt.



KSB-002 Tool Belt

This 2"(48mm) belt is designed to carry add-on accessories for camera man or film screws. Made of durable nylon fabric to hold tool pouches or storage bags. Velcro-adjustable to fit the waist size from 30" up to 45". Heavy-duty quick release buckle with safety lock prevents accidental release.

Features:

- Fabricated of 2"(48mm) durable nylon fabric
- Compatible with KUPU Utility AC Bag
- Fit waist size 30"-45"
- Quick release buckle with safety lock

Monitor bag, made from 1,000 Denier Textured Nylon with removable padded interior, offers the greatest protection to your field monitor. Perfect for LCD screens up to 7", or smaller screens with the included divider. A mesh pouch (also equipped) allows all your cables, adapters, arms, and other accessories to be well-organized inside the bag.



KSB-007 Monitor Bag

W 580g
1.18lbs

Exterior Size: 23.5cm(9.2")(L) x 10.2cm(4")(W) x 17.5cm(6.9")(H)
Monitor Compartment: 21.5cm(8.5")(L) x 4cm(1.58")(W) x 15cm(5.9")(H)

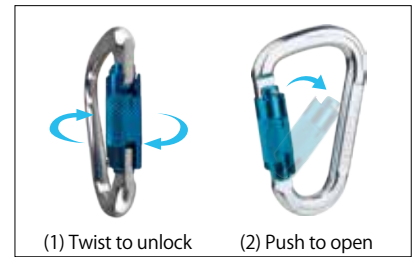
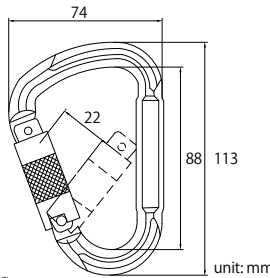


KCP-349 Utility Glove Gripper **W** 38g / 1.34oz

Primary designed for holding a work glove with the PVC coated spring clamp, the utility glove gripper comes with a swivel snap locking hook allowing you to keep anything clipped on a waist belt or tool bag. In addition, the utility glove gripper has many different uses for example: clipping tools, golf towels, hats, wet suits, back packs, and more.

KS-702 Mini Quick-Release Adapter **W** 30g / 1oz

Made of nickel-plated brass, the quick release ball locking adapter comes with a stainless chain wire on one side and a spring clip on the other. It provides a great carrying solution for your gloves, spanners, straps and any tools which can be hold through a dia. 2mm wire and 10cm in length. The quick release ball locking adapter allows you to take off and lock your tools just in a snap.




KS-283 Aluminum Alloy Carabiners **W** 100g / 3.52oz

Made of heavy duty aircraft grade aluminum, the CE certified (CE0321) carabiners are rated at 25kN (5,600lb) for major axis strength. The palm size D shape design makes it easy to carry and storage and the 22mm(0.87") opening also makes connect with other equipment effortless. The twist locking mechanism allows you to have confidence that it's impossible for it to come open by accident.

Auto-lock Carabiner Gate Operation



- Retractable tool lanyard with 2 lock snaps & fixed loop.
- Bungee rope helps to absorb the shock of a dropping tool.
- Prevent injury from failing tools.
- Avoid dropping tools and increase productivity.
- Quick release buckle clip for quick on/off and secure attachment.
- Tangle-free while use with other lanyards, and keep tethered tool move freely.



17mm (Width) Tool Lanyard, Black
Working Length: from 74 to 137cm

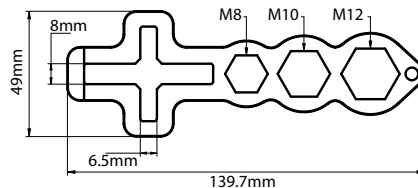
TL-17 Tool Lanyard

Preventing tools from falling accidentally when working high up in the air.

W 80g / 2.82oz **W** max 3kg / 6.6lbs

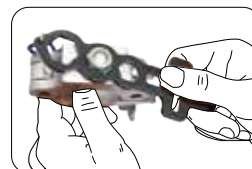
WS-140 Wingnut Multi-Spanner **W** 100g / 3.52oz

Constructed with carbon steel and engineered for rigging demands, this smart gadget offers you the maximum versatility with the greatest durability. Made for M8, M10 and M12 with cross slot for wingnut and setscrews and built to meet the most common needs in the professional rigging industry. Palm-size and extremely lightweight. The spring hook for attaching the tool to your belt makes this must-have multi spanner easy to store and transport.



Key features included:

- 3 x Hex Bolt
- 2 x Wing Nut
- 2 x Set Screw
- 1 x Key Chain
- 1 x Bottle Opener
- 1 x Flat Screw Driver



Kupo Camera Marker is primarily designed for quickly and easily mark positions on set. It is filled with shot and is heavy enough to not blow away in the wind. It features a nickel plated grommet for simple transportation and storage. The marker is made of 1,000-denier nylon, so it won't break down or wear easily. It is also large enough to serve as a point of reference for anyone during a shoot. Ideal alternative when you don't want to use tape markers.



YOUTUBE
KUPU T-MARKERS &
SAUSAGE MARKERS

T Marker

Size: 6" x 8"
Weight: 510g (18oz)



Sausage Marker

Size: 6" (Length)
Weight: 280g (9.9oz)



T Marker



KS-168BK Black
Camera T Marker 6" x 8"



KS-168G Green
Camera T Marker 6" x 8"



KS-168P Purple
Camera T Marker 6" x 8"



KS-168R Red
Camera T Marker 6" x 8"



KS-168BL Blue
Camera T Marker 6" x 8"



KS-168W White
Camera T Marker 6" x 8"



KS-168Y Yellow
Camera T Marker 6" x 8"



Sausage Marker



KS-160BK Black
Sausage Camera Marker 6"



KS-160G Green
Sausage Camera Marker 6"



KS-160P Purple
Sausage Camera Marker 6"



KS-160R Red
Sausage Camera Marker 6"



KS-160BL Blue
Sausage Camera Marker 6"



KS-160W White
Sausage Camera Marker 6"



KS-160Y Yellow
Sausage Camera Marker 6"



Kupo delivers greatly versatile and most popular Gaffa Tape for holding and sealing needs in professional stage, photography, motion picture and television industries. With compound materials of natural rubber and synthetic resin, it has excellent tack and adhesion performance in wider temperature condition. Kupo Gaffa Tape has the highest tensile strength of any others, but also features easy-to-tear.

Features:

- Non-transferring adhesive tape; clean removal, leaving without residual.
- Backing Material: Cloth with PE coated.
- Adhesive: Natural rubber base.
- Heat Resistance: 80 degree C / 180min.
- Tensile Strength: 12.5 (KGF / 25mm).
- Feasible for smooth, rough and irregular surface.



GAFFA TAPE




GT-550 Size: 48mm (W) x 50M (L)

Availability in Color: Black (B), White (W), Gray (G), Red (R), Blue (BU), Green (GN), Black & Yellow (BY)

GT-515 Size: 48mm (W) x 13.72M (L)

Availability in Color: White (W), Red (R), Yellow (Y)

MATTE GAFFA TAPE



GTM-550 Size: 48mm (W) x 50M (L)

Availability in Color: Black (B), Gray (G), Blue (BU), Green (GN), Lime Green (LGN)

ANTI-SLIP TAPE



GT-550AS Size: 48mm (W) x 5M (L)

Availability in Color: Black & Yellow (BY)

GT-550CKGN



GT-550CKGN Size: 48mm (W) x 50M (L)

Availability in Color: Green (GN)



GTB-001 Barrier Tape

Size: 7.5cm(W) x 100M(L) x 0.05mm(T)
Color: Yellow w/ Black print (Caution)

Specification:

- Material: Polyethylene Film
- Adhesive: N/A
- Tape Thickness: 0.05mm (2M)
- Tape Width: 75mm (3")
- Tape Length: 100m (328ft)

Product Feature:


- Easy to use, high visibility
- No sticky, glue residual free
- Strong, durable and reusable
- Yellow color tape printed legend "CAUTION"



GT-0345 Gaffers Tape Holder Strap

Designed for easy to carry gaffers, spike & rolls of electrical tape on your belt or equipments to keep your hand free to work. Constructed from quality carabiner clip with chrome 'O' ring on a safety cable fabricated of galvanized steel wire (dia.3mm/ Length: 450mm) ensures a long lasting, durable product.

Highly visible fluorescent colors with matte finish for various applications including audio/visual, television, photography, theatrical and motion picture industries. It sets clearly visible marks for actors, crew, musicians, and camera operators. It is also feasible for use in color-coding, labeling and marking. Easily manual tearing and durable. This multi-purpose tape offers excellent holding power, high tensile strength, and will fluoresce-reactive under a black light.



Easy to tear



Diverse fluorescent colors

Features

- Professional grade gaffer's tape
- High tensile strength and holding power
- Easy-to-tear by hand, and Writable surface
- Clean removal, without leaving residue

Specification

- Backing Material: Matte-Finish Coated Cloth
- Adhesive Material: Synthetic Rubber
- Tensile Strength: 87.6N/10mm
- Operating temperature: 10~90 degree C

Tapes in Length 15 yards / Width 12mm



CS-1215BU Blue



CS-1215GN Green



CS-1215OG Orange




CS-1215PK Pink




CS-1215Y Yellow

Tape in Length 15 yards / Width 24mm



CS-2415BU Blue




CS-2415GN Green



CS-2415OG Orange




CS-2415PK Pink



CS-2415Y Yellow

Glow-in-dark Gaffa Tape

Non-reflective matte finish and constructed with a premium photo luminescent pigment that will glow brightly after the lights go dark, this glow-in-dark gaffa tape is applicable for use in safety marking and multiple applications in the audio/visual, television, photography, theatrical and motion picture industries. It is quickly recharged with light exposure, and will glow continuously under UV black light. Easy-to-tear for smaller strips. Abrasion and water resistance. Greater adhesion and high holding power. It leaves no residue after removal.



GT-4810

Specification

- Backing Material: Coated cloth with photo luminescent pigment
- Adhesive Material: Synthetic Rubber
- Tensile Strength: 87.6N/10mm
- Operating temperature: 10~90 degree C
- Width & Length: 48mm / 10 yards

EZ TIE

Ideal for sound, lighting and audio/video equipment. EZ-Tie is made by Swiss-made looms and strict quality control to assure consistent quality with superior performance. Hook is made from A grade Nylon and has high peel and shear values with an extended life cycle and an average 55 hooks per sq inch. It is formed under high temperatures to keep it with better elasticity and more durability. The Un-Napped loop brings a very high life cycle with an average 42 woofs per sq inch. EZ-TIE has been tested under +93 degree C and -56.7 degree C and lasted 1,000 hrs matting without fail. The working temperature from 80 degree C to -20 degree C. High life cycle with over 10,000 closures. Washable, UV resistant to prevent discoloration.

Applications:

- Help to organize cable sets neatly with diverse colors.
- Write-on identification label for great cable organization.
- Sturdy Nylon buckle offers greater holding power against movement, and makes for longer use.
- Perfect for use as tie down for attaching equipment on a desk or table.
- Convenient for wrapping up lighting stand legs to keep them well fastened for transportation.
- Ideal for use as a temporary hanger during installation.

Large EZ-TIE



EZ560-B Black
Size: 5.0 x 60cm / Per Pack: 5 pcs



EZ560-R Red
Size: 5.0 x 60cm / Per Pack: 5 pcs



EZ560-Y Yellow
Size: 5.0 x 60cm / Per Pack: 5 pcs



EZ560-BL Blue
Size: 5.0 x 60cm / Per Pack: 5 pcs



EZ560-W White
Size: 5.0 x 60cm / Per Pack: 5 pcs



Small EZ-TIE



EZ241-B Black
Size: 2.0 x 41cm / Per Pack: 10 pcs



EZ241-R Red
Size: 2.0 x 41cm / Per Pack: 10 pcs



EZ241-BL Blue
Size: 2.0 x 41cm / Per Pack: 10 pcs



EZ241-W White
Size: 2.0 x 41cm / Per Pack: 10 pcs



EZ241-Y Yellow
Size: 2.0 x 41cm / Per Pack: 10 pcs



MEZ-TIE

The simple cable ties are lighter and thinner than the deluxe cable ties but are still incredibly strong. They feature an opening in the “head” of the tie that the tip of the “tail” goes through to pull it snug. They also come in five different color options to easily categorize your cables.



MEZ220-B Black

20mm(W1) x 13mm(W2) x 200mm(L) / 50 pcs



MEZ220-BL Blue

20mm(W1) x 13mm(W2) x 200mm(L) / 50 pcs



MEZ220-R Red

20mm(W1) x 13mm(W2) x 200mm(L) / 50 pcs



MEZ220-W White

20mm(W1) x 13mm(W2) x 200mm(L) / 50 pcs



MEZ220-Y Yellow

20mm(W1) x 13mm(W2) x 200mm(L) / 50 pcs



YOUTUBE
KUPO SIMPLE CABLE
TIES (MEZ-TIE)



MEZ Strap

This hook and loop Nylon strap grips and secures cabling or wiring. It comes seamlessly in a roll and can be cut into the length you need. Ideal for organizing all of the loose cables or odd shape gears. Customize the length for your need to make your own cable tie. Available in white/ black/ red/ yellow/ blue/ green colors.

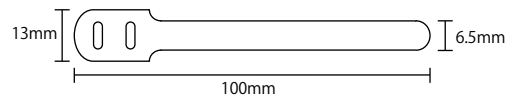



Part Number	Description	
MEZ-S1605B	MEZ Strap, 16mm (W) x 5M (L)	Black
MEZ-S1605R	MEZ Strap, 16mm (W) x 5M (L)	Red
MEZ-S1605W	MEZ Strap, 16mm (W) x 5M (L)	White
MEZ-S1605Y	MEZ Strap, 16mm (W) x 5M (L)	Yellow
MEZ-S1605BL	MEZ Strap, 16mm (W) x 5M (L)	Blue
MEZ-S1605G	MEZ Strap, 16mm (W) x 5M (L)	Green
MEZ-S3005B	MEZ Strap, 30mm (W) x 5M (L)	Black
MEZ-S3005R	MEZ Strap, 30mm (W) x 5M (L)	Red
MEZ-S3005W	MEZ Strap, 30mm (W) x 5M (L)	White
MEZ-S3005Y	MEZ Strap, 30mm (W) x 5M (L)	Yellow
MEZ-S3005B	MEZ Strap, 30mm (W) x 5M (L)	Blue
MEZ-S3005G	MEZ Strap, 30mm (W) x 5M (L)	Green



MEZ-P01B / W Black & White EZ Tie Petite, 7pcs per pack

EZ Tie Petite is a small cable holder ideal for USB and microphone cables. It keeps tiny cable neat and trim without using bulky cable ties. Two perforated slots can be used for double wrapping cable to keep it firm at all times. Each pack comes with 7 units. Reusable and easy to use.



For cell phone USB cable.



Reusable and easy to use.



For earphone cable.

Mounted with large metal eyelet, this cable holder is made with a sturdy Nylon loop and hook with excellent holding strength for handling heavy weight. Helps to keep cables in place and well-organized. With carabiner and additional clamp, cables can be attached on the truss, tube or pipe without much effort. Handy write-on area for custom identification and labeling. Maximum cable bundle diameter 10cm. Pack of 5 with twist locking aluminum carabiner.



EZ440CH-B Cable Holder

Maximum cable bundle diameter 10cm.
Pack of 5 with twist locking aluminum carabiner.



Attach the loop tape on the Cross case.

Apply a car trunk storage bag.

EZ2500-B Adhesive Hook & Loop Tape

Size: 2.5cm (W) x 5M (L)
Material: Nylon fabric with hot melt pressure sensitive adhesive
High & Low temperature applicable (from 0 to 65°C)

Adhesive Feature:

Loop Tack: 3.3kgs (+/- 0.5)kg/in2
Peel Adhesion: 3.2kgs (+/- 0.5)kg/in2
Holding Power: 4 psi (12 hrs)
SAFT Test: 65 (+/-5) Celsius degree



BG4506 6 Inch Heavy Duty Black Ball Bungees

Each bungee cord measures (4.5mm) 3/16" in diameter and has an attached black plastic ball measuring 28mm (1-1/8") in diameter. Set includes 50 ball bungees. Easy to use, quick to install. Just feed the elastic loop through a grommet until the plastic ball is flush, then attach the loop to a fixed point to secure a tarp. Great for securing textile on the butterfly frame, cables, stands, hoses, camping and tying down tarps and shades, etc. Elastic cord design allows for stretching and variations in length from 6" up to 8".

SUCTION CUPS

KUPO Pumping Suction Cups offers a temporary solid mounting solution for smooth, nonporous surfaces. A red line indicator is equipped in most suction cups warning of any vacuum loss. It's pumping in any adverse shooting circumstances.



SUCTION CUPS

Kupo Pumping Suction Cups offers a temporary solid mounting solution for smooth, nonporous surfaces. Each Kupo Suction cup comes with 5/8" baby pin, 3/8" thread bolt or 3/8" thread socket to allow user to mount small lights, cameras and accessories on windows, mirrors, automobiles, boats and any smooth, nonporous surfaces. Because of the excellent rubber material with silicon, it can be used at temperatures from -12 degree to 49 degree C. Red-line indicator is equipped in most suction cups warning of any vacuum loss. Pumps in any adverse shooting circumstances.



With GoPro

KSC-14 **W** 140g 5oz **↓** 7kg 15.4lbs

3" (7.62cm) Pumping vacuum suction cup with 1/4"-20 thread x 5/8" length. Ideal for mounting lightweight video cameras or a variety of lights and sound recording equipment. (Supplied with pad protector)



With Lighting

KSC-16 **W** 140g 5oz **↓** 7kg 15.4lbs

3" (7.62cm) Vacuum suction cup with a 5/8" (16mm) baby pin (included) providing a great temporarily mounting solution for lightweight lighting, video camera or sound recording equipment on smooth and nonporous surface. (Supplied with pad protector)



KSC-13 **W** 0.3kg 0.66lbs **↓** 22kg 48.5lbs

5" (12.2cm) Pumping vacuum suction cup with 3/8"-16 thread x 5/8" length. (Supplied with pad protector)



YOUTUBE
KUPU 6" PUMP CUP
W/ 3/8" - 16M
THREAD (KSC-03)

KSC-03 **W** 0.45kg 1lbs **↓** 32kg 70lbs

6" Pumping vacuum suction cup with 3/8"-16 thread x 5/8" length stud for use with ball head camera mounts. (Supplied with pad protector)



KSC-04 **W** 0.47kg 1.1lbs **↓** 20kg 44lbs

6" Pumping vacuum suction cup with fixed baby pin. (Supplied with pad protector)



KSC-05 **W** 0.7kg 1.54lbs **↓** 4.5kg 9lbs

6" Pumping vacuum suction cup with swiveling adapter, KS-103, which is detachable. Both ends of the adapter come with a ball joint 5/8" (16mm stud); tapped for 3/8" and 1/4". (Supplied with pad protector)



KSC-06 **W** 1kg 2.2lbs **↓** 13kg 28.6lbs

6" Pumping vacuum suction cup with swivel baby pin which is fixed with cup. (Supplied with pad protector)



KSC-12 **W** 0.5kg 1.1lbs **↓** 32kg 70lbs

6" (15.24cm) Pumping vacuum suction cup with fixed 5/8" baby receiver. (Supplied with pad protector)



KSC-10

6" (15.24cm) Pumping vacuum suction cup with swivel 5/8" baby receiver. (Supplied with pad protector)

W 1kg 2.2lbs **↓** 20kg 44lbs



KSC-18

Suction Cup w/ 2" Tube - 8cm w/ 3/8" Female Thread
6" (15.24cm) Pumping vacuum suction cup with fixed dia. 2" (51mm) aluminum tube which offers an excellent support arm for connecting mounting gears like couplers or anything which can be mounted on the 2" (51mm) tube. (Supplied with pad protector)

W 0.65kg 1.65lbs **↓** 12kg 26.4lbs



KSC-09

Suction Cup w/ 2" Tube-50cm
6" (15.24cm) Pumping vacuum suction cup with fixed dia. 2" (51mm) aluminum tube with 19.7" (50cm) which offers an excellent support arm for connecting mounting gears like couplers or anything which can be mounted on the 2" (51mm) tube. (Supplied with pad protector)

W 0.6kg 1.32lbs **↓** 3kg 6.6lbs



KSC-19

Suction Cup w/ 2" Tube-25cm
6" (15.24cm) Pumping vacuum suction cup with fixed dia. 2" (51mm) aluminum tube which offers an excellent support arm for connecting mounting gears like couplers or anything which can be mounted on the 2" (51mm) tube. (Supplied with pad protector)

W 0.8kg 1.76lbs **↓** 6kg 13.2lbs



KSC-33

Suction Cup w/ Swivel coupler
6" suction cup comes with a swivel coupler for 2" tube primary designed for vehicle rigging offers a temporary mounting solution on the car and excellent support arm with the swiveling coupler. (Supplied with pad protector)

W 1.4kg 3.08lbs **↓** 20kg 44lbs



Mount to car hood



KSC-101

6" Vacuum Suction Cup w/ Compact Camera Bracket
6" pumping suction cup equipped with a lightweight angle adjustable camera bracket for side-door car mounting to any desired position with ease and comfort. The aluminum mounting plate drilled with 3/8" (10mm) holes to support all ball heads. Unique mechanical interlocking design makes it a snap from side-door to hood car mounting. (Supplied with pad protector)

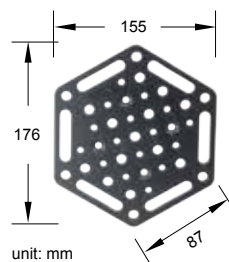
W 1kg 2.2lbs **↓** 6kg 13.2lbs



KS-0406 Hex Cheese Plate

An 8mm thick aluminum alloy plate with black anodized finish, primary designed for mounting on Kupo 6" (or 5") suction cup with supplied screws and spacers. Features strap slot alongside the hex plate edge makes it an ideal support point to fasten the straps for car mount rigging. Those 1/4"-20 & 3/8"-16 female threaded and twelve through holes are with 1" center-to-center spacing for match-up to any one inch center grip cheese plate also allows you to mount a variety of video or lighting equipment.

W 360g 12.7oz





A few strokes of the plunger allows cup to mount securely on the surface.



Press the release mechanism to refill air in the evacuated space and then the vacuum cup detaches completely.



KSC-100R

10" Vacuum Suction Cup w/ Heavy Duty Camera Bracket

W 6kg 13.2lbs **↓** 15kg 33lbs

10" pumping suction cup equipped with a heavy duty camera bracket which is angle-adjustable and a ball leveling head is also included. This provides a stable platform to support all professional motion picture cameras. The 3/8" (10mm) slot on top of the mounting plate allows connecting with a variety of sliding base plates. Unique mechanical interlocking device makes it a snap for car mount from hood to side-door. (Supplied with pad protector)



KSC-102

10" Vacuum Suction Cup w/ Cheese Plate

W 2.5kg 5.5lbs **↓** 15kg 33lbs

10" pumping suction cup equipped with an aluminum cheese plate drilled with 3/8" (10mm) holes. Ideal for rigging cameras or lighting fixtures on cars or any smooth non-porous surface. A red-line indicator warns if there is any vacuum loss. (Supplied with pad protector)



KSC-106

10" Suction cup with Cheese Plate & 1-1/2" (48mm) Starter

W 3.9kg 8.5lbs

10" vacuum suction cup with standard 3/8" holes round cheese plate and two 1-1/2" starters. Primarily designed to mount cameras and lighting equipment to cars. Features two 1-1/2" starters, 3-1/2"(9cm) long, which allows it to fit for 1-1/2" (48.3mm) Speed-Rail systems. Supplied with pad protector.



KCP-654

W 1.85kg
4.07lbs

2" Coupler w/ Swivel Mounting Camera Plate

Constructed from heavy-duty steel ball head engineered with camera mounting plate and aluminum coupler for 2" (48-51mm) tube, this gizmo provides a great mounting solution to your video camera for fast and easy car mount rigging. The camera plate has standard hole pattern with threaded bore and slots allowing dovetail slide plate or camera to apply on it directly. The ratchet handle together with ball head gives the greatest ability to adjust camera in any desired position. High tensile-strength aluminum coupler is made to fasten on 2" (48-51mm) tube and offers the greatest flexibility for the set to move around while different circular angle is required.




KCP-656

W 1.3kg
2.8lbs

2" Coupler w/ Heavy Duty Ball Head

Features three 3/8"-16 female threads on the bottom of the steel ball head which allows it to be mounted on any standard cheese plate with ease and convenience. Coupler equipped with the steel ball provides a 2" (48-51mm) tube with a excellent mounting solution to extend the range of car mount kits.




3/8" female threaded, spaced every 1/2".

KS-508 **W** 190g
6.7oz

3" Aluminum Tube w/ Double 3/8" Female Threaded

Constructed from aluminum alloy, this 1-7/8" (O.D.) 48mm x 3"(80mm) long tube is primarily designed for vehicle rigging. It comes with double 3/8"-16 female threaded allowing it to mount on suction cup with 3/8"-16 male threaded or any equipment that comes with 3/8"-16 male threaded.




3/8" female threaded, spaced every 1/2".

KS-525 **W** 480g
16.9oz

10" Aluminum Tube w/ Double 3/8" Female Threaded

Constructed from aluminum alloy, this 1-7/8" (O.D.) 48mm x 10"(250mm) long tube primarily designed for vehicle rigging. It comes with double 3/8"-16 female threaded allowing it to mount on suction cup with 3/8"-16 male threaded or any equipment that comes with 3/8"-16 male threaded.

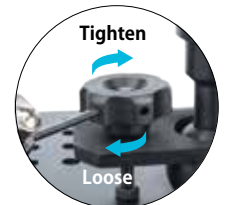


KSC-130

Mini Camera Ball Leveling Head

W 0.9kg
2lbs **↓** 9.5kg
21lbs

Mini version of KSC-140 which also constructed from solid 3/8" thick aluminum plate with 6"(152mm) x 5"(127mm) comes with a sturdy dia. 45mm ball head and tightening knob allowing it to mount camera on car door mount(hostess tray) or hood mount with ease and convenience.



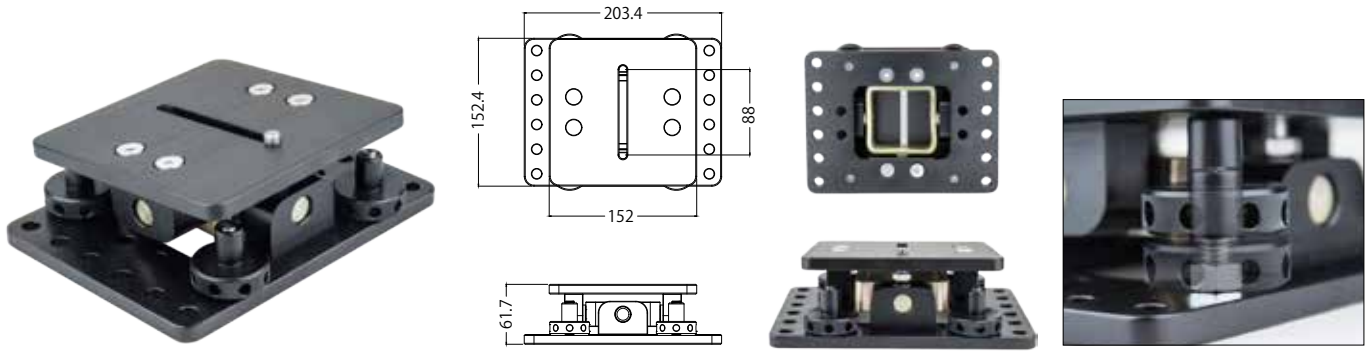
KSC-140

Universal Camera Ball Leveling Head

↓ 34kg
75lbs

W 2kg
4.4lbs

Features one dia. 55mm solid ball head and tightening knob allows you to quickly lock your camera's position with ease and convenience. The base is made of 3/8" thick aluminum cheese plate measures 8"(203mm) x 8"(203mm) and comes with the industrial standard 3/8" holes, spaced every 1". The top mounting plate comes with a 3/8"(10mm) slot (100mm in length) allowing it to use a standard ARRI Sliding Base.




KSC-150

Mini Four Way Leveling Camera Mount

W 2.1kg
4.62lbs

- Base plate measures: 6" (152mm) x 8" (203.4mm)
- Top plate measures: 6" (152mm) x 6" (152mm)

Machining 6061 aluminum with superior black anodized finish, Kupo mini 4-way leveling head designed for easily mounting the camera to the plate with the 3/8" slot. Features the 4 way leveler which is a balancing tool allows you to easily adjust tilt and horizontal position of camera. Also those through holes on the knob can be tightened with tool to help ensure stability once the right position is reached.




KSC-160

Four Way Leveling Camera Mount

W 4.1kg
9lbs

- Base plate measures: 10" (254mm) x 14" (355.6mm)
- Top plate measures: 7" (180 mm) x 10" (254mm)

Made from CNC precision machining 6061 aluminum with superior black anodized finish, Kupo 4-way leveling head designed for easily mounting the camera to the plate with the 3/8" slot. Features the 4 way leveler which is a balancing tool allows you to easily adjust tilt and horizontal position of camera. Also those through holes on the knob can be tightened with tool to help ensure stability once the right position is reached.



KSC-170

Mitchell 4 Way Leveling Camera Mount

W 5kg
11lbs

- Base plate measures: 12" (304.8mm) x 12" (304.8mm)
- Top plate measures: 10" (254mm) x 10" (254mm)

Made from CNC precision machining 6061 aluminum with superior black anodized finish, Kupo Mitchell 4-way leveling head designed for easily mounting the camera to the plate with Mitchell mount. Also those through holes on the knobs can be tightened with tool to help ensure stability once the right position is reached.



YOUTUBE
KUPU SUPER RISER
(KCP-433)


KCP-433 Super Riser **W** 920g 2.03lbs **L** 27cm 10.7" **H** 43cm 17"

Constructed from black anodized aluminum, the extension riser includes one riser and two sections which come with a 3/8"-16 thread male stud in one end and a 3/8"-16 thread female in the other. Plus a heavy duty metal ball head with a 3/8"-16 thread male stud and a 3/8"-16 thread female in the base. Designed primarily to precisely position the camera in almost any desired position with the height-adjusted column and the ball joint adapter which is good for car mount shooting. The height can also be extended from 27cm (10.7") to 43cm (17") and can be locked with the die-casting aluminum wing locking knob.




RS-RS2551 Ratchet Strap w/ Flat Hook

The black webbing ratchet strap comes with flat hooks and is 25mm in width and 5 M in length which is primary designed to secure your car mount rig in position with the strap hooked on the car. Length: 25mm(W) x 5M(L)



RS-RS2530 Car Mount Ratchet Strap

The ratchet strap comes 25mm in width and 3M in length which is the ideal solution when you need to tie down your equipment to reduce vibration and provide excellent stability for car mount shooting. Features an aluminum pin (70mm in length and 18mm in diameter) attached on the strap which designed to be an anchor point inside the side door, hood and trunk for the strap to be securely fastened up and without worry about the painting of your vehicles. There's 3/8"-16 female threaded in each end of the aluminum pin that allows you to have additional car mount support.



KS-236 Trailer Hitch Adapter for 2" Tube **W** 4.4kg 9.68lbs

Machined from solid aluminum block with black anodized finish, the Kupo Trailer Hitch Adapter measured in 2"(5cm)X2"(5cm)X18.9"(48cm) allows you to securely mount additional car rigging equipment on any vehicle comes with a 2" hitch. Two 1/2"-13 bolts & nuts instead of a traditional hitch pin ensure a strong and reliable connection without any wobble or sway. Two black couplers with located pin can be securely attached on the adapter with the 3/8"-16 hex socket countersunk screw (supplied) to effortless connect any 2"(48~51mm) tubes. Features eight located holes around the 3/8"-16 female threaded allow you to have an angle adjustment for the coupler in every 45 degree. The additional eight 3/8"-16 female threaded are drilled in a row on the both sides provides for connecting any rigging equipment comes with 3/8"-16 male threaded. Measurement: H: 2"(5cm)X W: 2"(5cm)X L: 18.9" (48cm)



KCP-831THA **W** 520g 1.2lbs
2" Coupler W/ Located Pin for Trailer Hitch Adapter

Constructed from 6061 aluminum with black anodized finish, this 2" coupler features a pair of located pins allow mounting on Trailer Hitch Adapter (KS-236).

◀ Kupo Speed Rail Shim (KS-257) is an optional accessory that allows your 2" coupler to be perfectly mounted on 1-1/4"(42.2mm) tube.



KCP-831TBN Coupler with Truck Bed Rail Slot Nut **W** 850g 1.9lbs

Constructed from a 2" aluminum coupler comes with a solid chromed steel slot nut allows you to easy mount a 2" coupler on the truck bed rail system for a variety of car rigging. The size of slot nut is measured in 60mm (L)x 22mm (W)x 8mm (T) which is tailored for 2020 Toyota Tundra pickup bed rail system.



KS-216 Tow Hook Stud

W 550g
1.21lbs


Constructed from aluminum the dia. 50mm tube comes with a M16 male threaded, washers and nut designed for mounting on the car's tow eye bolt. The tow hook stud offers an excellent rigging point for connecting mounting gears like couplers or anything which can be mounted.



KWP-BA Waterproof Cover For Flowcine Black Arm

Designed to provide protection for Flowcine Black Arm and the add-on camera, this waterproof cover is made with black nylon fabric with inner side PVC coated for water resistant. It consists of three pieces including black long sleeve, transparent plastic barrel and shield. Through hook and loop fastener, these parts can be put together easily for quick set-up, adjustment and break-down.

Features:



Steel wire rope at the bottom of barrel, keeping the clear cover in shape. Detachable shield is handy for position adjustment.



The collar prevents water ingress from the connection area; hook and loop fastener makes the assembly easier.



Stiff top plate keeps the transparent barrel from deformation. Centric elastic loop close tightly with black arm, leaving least chance for water ingress.



Wide and open-up design makes the sleeve to run through from bottom to top conveniently.



Drawstring and spring-loaded buckle helps to tight up opening firmly.



KCP-831B-RS Rubber Stopper Coupler

W 1.6kg
3.52lbs

Made by sturdy and lightweight aluminum, the 2" (50cm) coupler equipped with 45 degree rubberized tube as a stopper which is perfect for both the top and bottom of the Flowcine Black Arm. Recommended for use with Extension Blocks or for off-road applications. (Set of 2)

U-Grip series is professional quality mounting gears specially designed to give your car mount extra stability and eliminate vibration for your camera or lighting. The variety of U-Grip gears made of CNC aluminum alloy with black anodized finish make it extremely easy to precisely position your camera or light at any angle you need. An ideal solution for a variety of mounting applications.



KCP-190
1.9" Gag Grip Head for 5/8" (16mm) Tube **W** 265g
9.3oz

Kupo Gag Grip head is constructed from solid aluminum alloy with black anodized, features dia.1.9" (48mm) compact size and super lightweight. It's a mini version of 2.5" grip head that can still secure two 5/8" (16mm) tubes at any angle with one ratcheted handle especially designed for car mount shooting or any mounting requirement in movie, television and photographic production industries.



KCP-192 U-Grip head (1.9" Grip Head) **W** 200g
7oz

Constructed from CNC aluminum alloy makes the U-Grip head durable and lightweight. The 1.9" (48mm) U-Grip is the mini version of 2.5" grip head that is a compact size that allows more flexible operating space and is ideal for storage or transportation. Features a 360 degree swivel 5/8" (16mm) receiver which can be locked down with the aluminum die-cast knob. All black anodized surface treatment.



KCP-194
5/8" (16mm) Lockable Swivel Rod Clamps **W** 100g
3.5oz

The function is as the same as KCP-192 round U-Grip head but in a square shape. It also comes with center jaw which for 5/8" (16mm) rod allows a 360 degree swivel. The ratcheted handle is designed to lock rod simultaneously with one clamping action.



KCP-196
Multi 5/8" (16mm) Receiver Connector **W** 90g
3.2oz

Constructed from CNC aluminum alloy, this rectangular connector comes with two 5/8" (16mm) holes in each lateral face and a 3/8"-16 set screw in each base, allowing it to have a variety of combinations with any rods of 5/8" (16mm) in diameter.




KCP-198
Dual Multi 5/8" (16mm) Receiver Swivel Connector **W** 190g
6.7oz

Combination of two multi 5/8" (16mm) receiver connectors and a stainless 5/8" spigot which allows a 360 degree swivel. The 5/8" spigot has a 3/8"-16 female threads on each end which allows you to mount any equipment that comes with 3/8"-16 male thread.



KS-111
5/8" (16mm) Adapter For 3/8" (F) To 3/8" (M) **W** 190g
6.7oz

This extruded aluminum 5/8" (16mm) adapter, is 70mm in length, which has 3/8"-16 female threads on each end and one 3/8"-16 male to 3/8"-16 male adapter in one end. Great for connecting to any equipment that comes with 5/8" (16mm) receiver, 3/8"-16 threaded male or 3/8"-16 thread female.



KS-186 Round Stud 3/8"-16F & 3/8"-16F
Stainless steel 5/8" (16mm) round adapter comes with 3/8"-16 female threaded in each end.

HOSTESS TRAY KIT & CAR MOUNT KIT

The Kupo hostess tray kit is primary designed for perfectly sliding a stainless steel plate less than 1.0mm thickness into the framework between rubber seal and window of vehicle for building up an aluminum cheese plate (14" x 20") which can mount a camera or holding other equipment. To ensure the stability of tray, the offset support can be easy set up from the combination of suction cups, grip heads and 5/8"(16mm) baby stainless steel rods. Two safety rope ratchets are also included to make sure the tray won't be popped out when hooked around from window and suction cups. In addition, this simple set up provides a great operating environment where you can get in and out of the vehicle without the inconvenience of dismounting the tray.



KSC-280K Hostess Tray Kit

1. Hostess tray x 1
2. KSC-04: 6" suction cup w/ a 5/8" (16mm) baby pin x 2
3. 5/8" (16mm) baby pins w/ nut and washers x 2
4. 5/8" (16mm) stainless rods w/ 1/2"-13 screw and thread x 6
5. KCP-290B: Gag grip head 2.5" x 2
6. KCP-200: Grip head 2.5" x 2
7. RS-RR1408: Rope ratchet strap x 2



RS-RR1408 Rope ratchet tie down

The rope is braided by polyester which is 1/4" (6.35mm) in diameter and 8 feet (2.4M) in length allows you to effortlessly tie down your equipment with ratchet device to reduce vibration and provide excellent stability for car mount shooting.



KS-191 5/8"(16mm) Stainless Steel Rod w/ 1/2"-13 Screw & Thread

The 10"(25.4cm) long stainless steel rod is designed to extend the range of car mount kits.

Kupo car mount kit for action camera is primary designed for securely attaching your action camera on vehicle with ease and convenience. Four 3" suction cups supplied allows you to easily set up support points on the car door, hood or windshield with a few strokes of the plungers. The various combinations of double socket arms and ball joints makes it effortless to position your action camera in any place for car mounting rigging. Customized hard case also provided to gives the greatest protection to your action camera car mount kit.



KSC-430 Car Mount Kit for Action Camera:

1. KS-422 x 4 Ball Head With 1/4"-20 Female Thread 3" Suction Cup
2. KS-398 x 7 Die Casting Double Socket arm W/ Knob
3. KS-420 x 3 3" Extension Arm With Double Balls for Super Knuckle
4. KS-404 x 4 Ball Head With 1/4"-20 Male Thread
5. WR-13 x 1 Customized Hard Case



Kupo Professional DSLR Vehicle Mount Kit has been designed with medium size cameras in mind. A 6" suction cup with angle adjustable camera bracket will securely mount a DSLR, supported by 5 suction cups with the solid arms & adjustable knuckles. Additionally, this kit includes a hard case that protects all the equipment for storage, protection and transportation.

KSC-60 Camera Car Mount Kit for DSLR included:

1. KSC-101 x 1 Suction Cup 6" For Video Camera
2. KSC-04 x 5 Suction Cup 6" W/ Fixed 16mm Male Baby Pin
3. KCP-290B x 10 Gag Grip Head 2-1/2"
4. KSC- PIN x 1 Camera Support Adapter
5. KS-225 x 2 16mm Dia. Tube Length 20" (50cm)
6. KS-245 x 3 16mm Dia. Tube Length 40" (100cm)
7. KSC-CASE-A x 1 Hard Case



Exterior Size:
1278(L) x 340(W) x 35(H)mm
Weight: 22.6kg (50lbs)



Kupo's car rig shot kit is designed for automotive photographers for the most effective way to rig shot for capturing a car in motion and blur effects. Not only is the sense of speed achieved but the interesting angles that would be nearly impossible in panning or tracking makes this rig shot a great tool for automotive photographers.

KSC-400K Car Rig Shot Kit Includes:

1. KSC-400M x 3 Carbon Fiber Tube - Male 2" tube size w/ 1.2 M length
2. KSC-400F x 1 Carbon Fiber Tube -Female 2" tube size w/ 1.0 M length
3. KSC-SP01 x 3 Button Handle Quick Release Ball Safety Pin
4. KCP-842B x 2 Burger Coupler w/ Baby Receiver
5. KSC-06 x 2 Suction Cup W/ Swivel Baby Pin
6. KCP-700B x 1 Convi Clamp
7. KS-CB01 x 1 Camera Bracket
8. KCP-101W x 1 Max Arm
9. Carry bag x 1



**YOUTUBE
CAR RIG
SHOT KIT**

The kit features a set of carbon fiber tubes which is half the weight and much stiffer than aluminum tubes. The Length is extendable from 1M(3.28ft) to 4M(13.12ft) by assembling 3 male and one female carbon fiber tubes. Three quick release bottom safety pins are also supplied to keep the tubes locking within seconds. The best mounting solution for an automobile is provided with two superior 6" pumping suction cups. Two burger couplers with the 16mm female are designed for efficiently connecting the assembled tube and suction cups. The shooting gear includes Max arm, Convi clamp and camera bracket, giving the most flexible movement and precise position for car shooting. All equipments is well stowed in the built-in lid organizer of the zipped carry bag which is made from reinforced double Ply Nylon to ensure optimal impact protection for the kits.



Applications:




CHEESE PLATE

Constructed from a CNC made aluminum, the plate with holes is used as a multipurpose utility bracket for various film related accessories. Specially design for mounting related accessories to cameras, monitors and lighting. It comes with the industry standard 3/8" holes, spaced every 1". The four corners are counter-sunk 82 degrees on one side.




YOUTUBE
KUPO CHEESE PLATES
(KS-1212, KS-7510,
KS-6011 & KS-5520)




KS-1212
12" x 12" x 3/8"
Square Cheese Plate  2.42kg
5.33lbs



KS-7510
7.5" x 10" x 3/8"
Rectangle Cheese Plate  1.3kg
2.86lbs




KS-6011
6" x 11.5" x 3/8"
Rectangle Cheese Plate  1.2kg
2.64lbs

Constructed from CNC machined aluminum, the cheese plate comes with plenty of industry standard 3/8" mounting holes, spaced every 1". Features a Mitchell center allows for mounting cameras with Mitchell base tripod heads.



KS-5520
5.5" x 20" x 3/8"
Rectangle Cheese Plate  1.9kg
4.2lbs




KS-1010M
10" x 10" x 1/2"
Mitchell Cheese Plate  1.88kg
4.15lbs



KS-1212M
12" x 12" x 1/2"
Mitchell Cheese Plate  2.7kg
5.95lbs



KS-1014M
10" x 14" x 1/2"
Mitchell Cheese Plate  2.63kg
5.8lbs




KCP-830CP  0.52kg
1.2lbs
Coupler for Cheese Plate

Slim type half coupler with a 3/8"-16 threaded female & stainless steel bolt allows to effortless mount the cheese plate on 2" tube for camera car mount rig.



KCP-860CP  0.2kg
0.44lbs
Nugget Coupler for Cheese Plate

Nugget coupler with a 3/8"-16 threaded female & stainless steel bolt allows to effortless mount the cheese plate on tube dia. 32-38mm for camera car mount rig.



KS-2439CS Car Seat to Cheese Plate Camera Mount **W** 1.8kg
3.96lbs

The car seat to cheese plate is designed for in-car camera mounts that allows you to shoot from inside a moving car. Made by L-shaped cheese plate measures 3.9"(10cm) x 13.77"(35cm) on the long leg with 1/4" and 3/8" holes and 2.4"(6cm) x 13.77"(35cm) on the small leg which is equipped with latches to securely mount on the ISOFIX car seat fast and easily.



KS-0606L L-Cheese Plate **W** 1.2kg
2.6lbs

L-cheese plate measures 6"(15.2cm) x 6"(15.2cm) with 3/8" holes on each leg. Thickness: 0.39"(10mm)



KS-3139L Midi L-Cheese Plate **W** 0.8kg
1.76lbs

Midi L-cheese plate measures 3.9"(10cm) x 7.48"(19cm) on the long leg with 3/8" holes and 3.1"(8cm) x 7.48"(19cm) on the small leg with 3/8" holes. Thickness: 0.236"(6mm)



KS-1016C
L-Cheese Plate w/ Camera Bracket **W** 1.6kg
3.5lbs

L-cheese plate measures 16"(40.6cm) x 4"(10.16cm) on the long leg with 3/8" holes and 10"(25.4cm) x 4"(10.16cm) with camera bracket & 3/8" holes. Thickness: 0.39"(10mm)



KS-2439L Mini L-Cheese Plate **W** 50g
1.76oz

Mini L-Cheese plate measures 2.4"(6cm) x 1.96"(5cm) on the long leg with 3/8" & 1/4" holes and 3.9"(10cm) x 1.96"(5cm) on the small leg with 3/8" holes. Thickness: 0.236"(6mm)



KS-2439C Mini L-Cheese Plate
w/ Camera Bracket **W** 30g
1.05oz


L-Cheese plate measures 2.4"(6cm) x 1.37"(3.5cm) on the long leg with camera bracket and 3.9"(10cm) x 1.37"(3.5cm) on the small leg with 3/8" & 1/4" holes. Thickness: 0.236"(6mm)



KSC-106CP
Round Cheese Plate **W** 500g
17.6oz

7" (178mm) round cheese plate for 10" suction cup.

MITCHELL THREADED COLLAR & CASTLE NUT



KS-689 Mitchell Threaded Collar w/
Counter Sunk Through Hole

KS-690 Mitchell Threaded Collar

W 200g
7.05oz

Constructed from precision CNC aluminum, this Mitchell threaded collar comes with a pair 3/8"-16 and a pair 1/4"-20 female threaded bores with 1" center-to-center spacing for match-up to any one inch center grip cheese plate. Additionally a pair M7 and a pair M10 through holes are drilled along the edge for bolts to fasten. An ideal hardware for mounting your own equipment with Mitchell compatible rigs.



W 620g
21.8oz

KS-692 Mitchell Threaded Collar & Castle Nut

The combination of industry standard Mitchell Threaded Collar and Castle Nut. Designed for mounting numerous accessories on to any Mitchell base. Mitchell threaded collar and castle nut are both included.



KS-258

Mitchell Round Mounting Plate
w/1-1/8" (28mm) Junior Receiver

W 2kg
4.4lbs

Chrome plated steel made adapter mounted on the round plate which allows you to assemble with Mitchell thread collar and have a 1-1/8" (28mm) junior receiver.




KS-260

Mitchell Round Mounting Plate
w/ Receiver For 1-1/2" Schedule 40 (48.3mm) Pipe

W 2.8kg
6.17lbs

Chrome plated steel made adapter mounting on the Mitchell round plate which allows you to assemble with Mitchell thread collar and have a receiver for 1-1/2"(48.3mm) pipe.



WS-229 Mitchell Wrench

W 330g
11.64oz

Mitchell Spanner wrench is made from stainless steel which makes it sturdy and long-lasting tool. Features concentric holes lined up with Kupo Mitchell Castle Nut in various positions that allows you to easily tighten or remove the Castle Nut. Features a M12 size in the central handle that meet the common needs in the professional rigging industry.



KS-256 **W** 200g
7.05oz

Covert Mitchell thread collar to baby adapter

Steel adapter which allows you to screw into the center of Mitchell threaded collar and have a 5/8" (16mm) baby pin.



KS-198 1"-14T Hex bolt & Nut **W** 0.52kg
1.2lbs

1"-14T hex bolt with 2.5" length and nut for Mitchell collar center threaded hole.



KS-680

W 1kg
2.2lbs

Round Mitchell Plate w/ 3 Countersunk Holes

Made by precision CNC aluminum, the round Mitchell plate measures 7-3/4" (202mm) in diameter comes with three 3/8" countersunk holes is designed for having a Mitchell camera risers.




KS-683

W 950g
33.5oz

Round Mitchell Plate w/ 4 Countersunk Holes


Made by precision CNC aluminum, the round Mitchell plate measures 7-3/4" (202mm) in diameter comes with four 3/8" countersunk holes is designed for having a Mitchell camera risers.



KS-682 Cheese Plate Mitchell Hi-hat

W 3kg
6.6lbs

6" high Mitchell camera riser which is assembled by Mitchell female on top, 12" x 12" x 1/4" aluminum cheese plate on bottom and three solid aluminum rods measuring 20mm in diameter. It primary designed for using in place of traditional wooden hi-hat's.



KS-688

100mm Hi-Hat with Cheese Plate

W 3.1kg
6.82lbs

Kupo Hi-Hat works with any fluid head that has a 100mm ball base. 12" x 12" x 1/4" aluminum cheese plate on bottom and four solid aluminum rods measuring 20mm in diameter. It primary designed for using in place of traditional wooden hi-hat's.



KS-673 **W** 100g
3.5oz

3" camera riser post Dia.20mm aluminum w/ 3/8"-16 thread on both end

KS-676 **W** 200g
7oz

6" camera riser post Dia.20mm aluminum w/ 3/8"-16 thread on both end

KS-679 **W** 500g
17.6oz


12" camera riser post Dia.25mm aluminum w/ 3/8"-16 thread on both end



W 2.3kg
5.07lbs

KS-681 Camera Riser 3" (Mitchell to Mitchell)

3" high Mitchell camera riser which is assembled by Mitchell female on top, Mitchell male on bottom and three solid aluminum rods measuring 20mm in diameter.



W 2.8kg
6.17lbs

KS-684 Camera Riser 6" (Mitchell to Mitchell)

6" high Mitchell camera riser which is assembled by Mitchell female on top, Mitchell male on bottom and three solid aluminum rods measuring 20mm in diameter.



KS-685

Camera Riser 12" (Mitchell to Mitchell) **W** 4kg
8.8lbs

12" high Mitchell camera riser which is assembled by Mitchell female on top, Mitchell male on bottom and three solid aluminum rods measuring 25mm in diameter.



KS-687 **W** 9kg
19.8lbs

Mitchell to Mitchell Riser with Pipe Clamp Adapter

Mitchell camera riser which is assembled by Mitchell female on top, Mitchell male on bottom and four steel pipe holders on each side that allows you to have customized height with 1-1/2" schedule 40 (O.D. 48.3mm) pipes.



KPC-C38

Pipe Clamp Adapter w/ 3/8"-16 Female Threaded

Constructed from solid steel, this pipe adapter is suitable for 1-1/2" schedule 40 (48.3mm) pipe and features a 3/8"-16 female thread allows you to mount on the cheese plate or any equipment comes with 3/8"-16 male threaded. The sets screw equipped in the side-drilled hole for easy fixing the 1-1/2" schedule 40 (48.3mm) pipe on the adapter.

Made by precision machined aluminum, the Kupo Mitchell to Bowl Adapter allows you to use Bowl-based 75mm/100mm/150mm fluid heads with Mitchell-based gear into your tripod, dollies and other compatible equipment. No tool is required for effortless operation. All the Mitchell to Bowl Adapters comes with 5 pre-drilled countersunk holes allows you to setting up a Hi-Hat board or cheese plate.



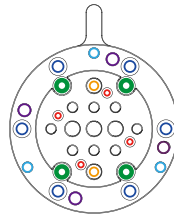
KS-657
75mm Mitchell to Bowl Adapter **W** 1.24kg
2.73lbs



KS-658
100mm Mitchell to Bowl Adapter **W** 0.99kg
1.98lbs



KS-659
150mm Mitchell to Bowl Adapter **W** 1.55kg
3.4lbs



- MOVI PRO
- MOVI XL
- RONIN 2
- TILTA Gravity
- MITCHLL CHEESE PLATE
- MITCHLL Collar



KS-695
Gimbal to Mitchell Adapter **W** 330g
11.6oz

This adapter is designed to mount your gimbal or remote head on to any female Mitchell mount. The pre-drill holes and threaded pattern allowing users to mount the gimbal like Ronin2, Movi XL, Movi Pro, Gravity to Mitchell plate. The adapter comes with a 3/8"-16 bolt when it is necessary to be a camera tie down knob as well.



KS-660 Elemack starter **W** 0.68kg
1.5lbs

Constructed precise CNC machined aluminum, this Elemack male adapter comes with two 3/8"-16 female threads and a 1/2"-13 center female thread allows to mount Elemack attachments.



KS-662
Mitchell to Elemack adapter W/ Castlenut **W** 2.4kg
5.3lbs
This adapter allows you to convert a mitchell base to Elemack easily.



KS-664
1-1/8" (28mm) Junior Pin to Elemack adapter **W** 1.46kg
3.2lbs

The 1-1/8" (28mm) junior chromed steel pin is weld with the round plate which surely mounted on the Elemack starter with two 3/8"-16 bolts. It allows you to use Elemack attachments from a combo stand or any other equipment comes with 1-1/8" (28mm) junior receiver.

PIPE CLAMP

Made of malleable iron casting with hot dip galvanized finish, Kupo pipe clamps are enhanced further with surface zinc plating in addition to the initial finish, providing excellent performance against environmental corrosion. It is constructed for a wide variety of tubular applications and structures. Stainless hex screw help to firmly lock the pipe into the clamp. Versatile and rigid. Suitable for outside diameter 48.30mm tubular pipe.

Subject to the iron cast manufacturing, dimension might slightly differ in each production. The dimensions given are nominal value for reference only.

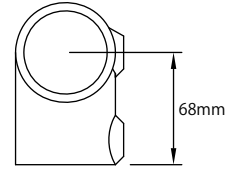


YOUTUBE
KUPU MALLEABLE
IRON CASTING PIPE CLAMPS
(FULL FOOTAGE)

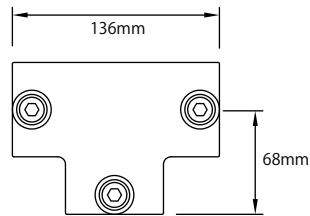


YOUTUBE
KUPU MALLEABLE
IRON CASTING PIPE CLAMPS
(PRODUCT CODE)

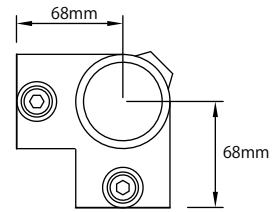
- Made with the material in accordance with ASTM A197.
- Surface treatment in accordance with ASTM A153.
- Stainless steel hex screw.
- No welding required.
- Quick installation.
- Enhanced surface treatment for better corrosion protection.
- Suitable for pipe with outside diameter 48.30mm.
- Black finish or other color is available upon request.



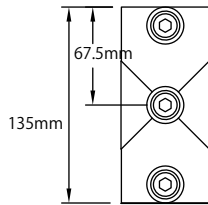
KPC-101 Short Tee, Silver
KPC-101B Short Tee, Black



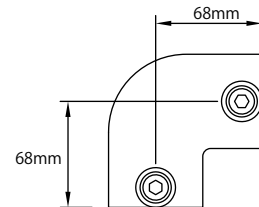
KPC-104 Long Tee, Silver
KPC-104B Long Tee, Black



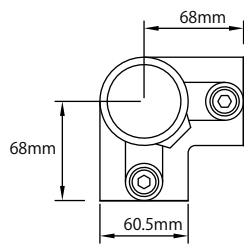
KPC-116 Corner, Silver
KPC-116B Corner, Black



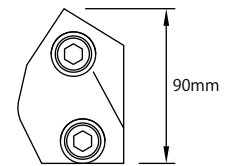
KPC-119 Two Socket Cross, Silver
KPC-119B Two Socket Cross, Black



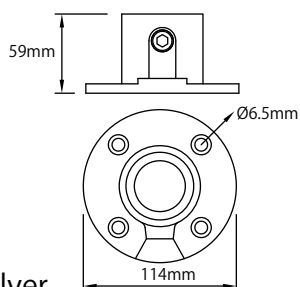
KPC-125 90 Degree Elbow, Silver
KPC-125B 90 Degree Elbow, Black



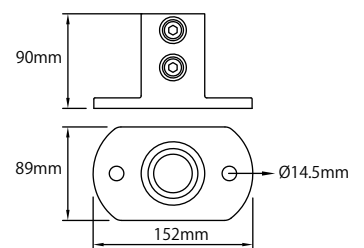
KPC-128 3 Way 90 Degree, Silver
KPC-128B 3 Way 90 Degree, Black



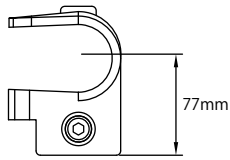
KPC-129 Adjustable Short Tee, Silver
KPC-129B Adjustable Short Tee, Black



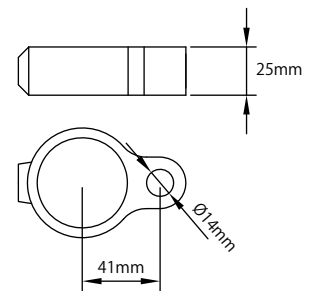
KPC-131 Base Flange, Silver
KPC-131B Base Flange, Black



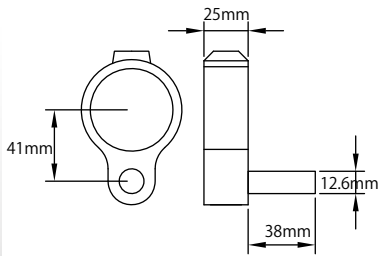
KPC-132 Railing Base Flange, Silver
KPC-132B Railing Base Flange, Black



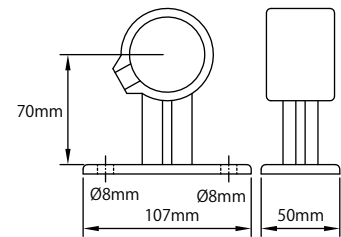
KPC-135 Clamp-on Tee, Silver
KPC-135B Clamp-on Tee, Black



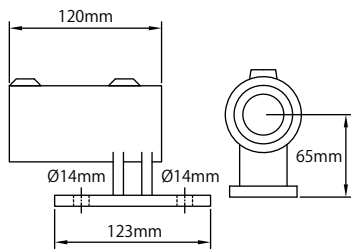
KPC-138 Gate Eye, Silver
KPC-138B Gate Eye, Black



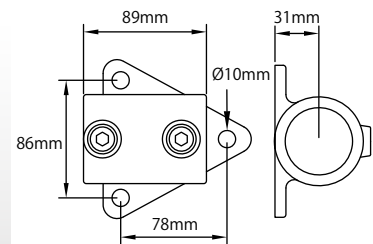
KPC-140 Gate Hinge, Silver
KPC-140B Gate Hinge, Black



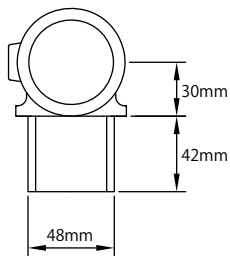
KPC-143 Handrail Bracket, Silver
KPC-143B Handrail Bracket, Black



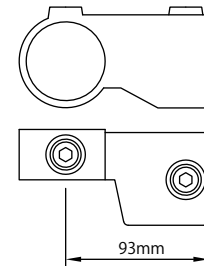
KPC-144 Railing Side, Silver
KPC-144B Railing Side, Black



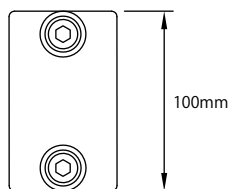
KPC-146 Side Palm Fixing, Silver
KPC-146B Side Palm Fixing, Black



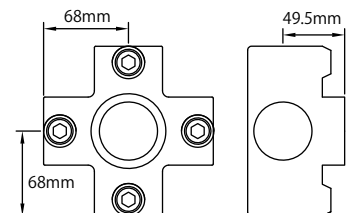
KPC-147 Internal Swivel Tee, Silver
KPC-147B Internal Swivel Tee, Black



KPC-148 Short Tee Swivel, Silver
KPC-148B Short Tee Swivel, Black




KPC-149 Sleeve Joint, Silver
KPC-149B Sleeve Joint, Black

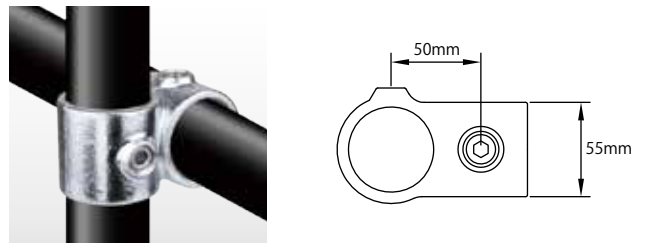


KPC-158 4 Way Cross, Silver
KPC-158B 4 Way Cross, Black

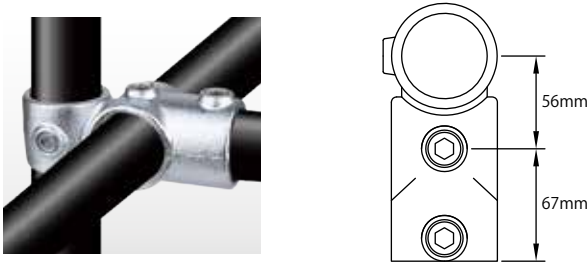
PIPE CLAMP



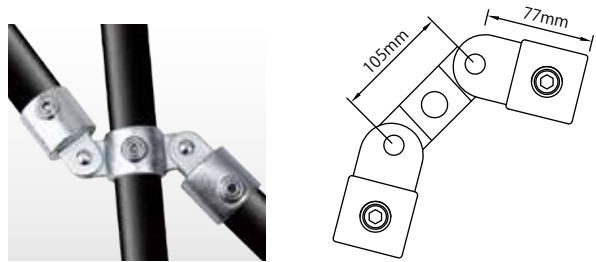
KPC-160 Clamp-on Crossover, Silver
KPC-160B Clamp-on Crossover, Black



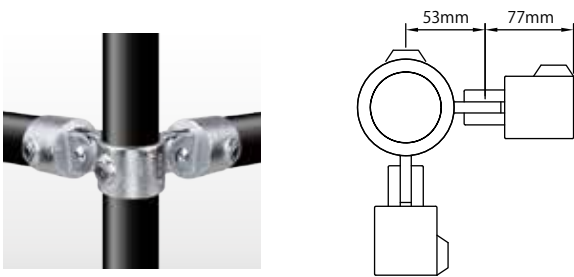
KPC-161 90 Degree Crossover, Silver
KPC-161B 90 Degree Crossover, Black



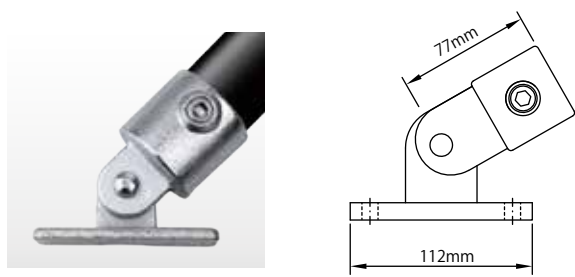
KPC-165 Combination Socket Tee & Crossover, Silver
KPC-165B Combination Socket Tee & Crossover, Black



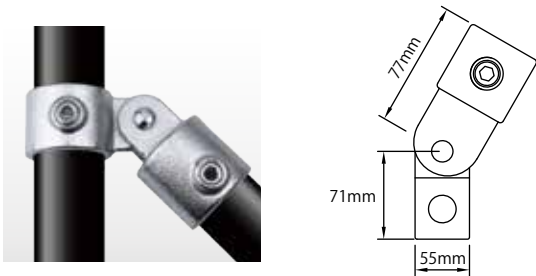
KPC-167 Double Swivel Combination, Silver
KPC-167B Double Swivel Combination, Black




KPC-168 90 Degree Corner Swivel, Silver
KPC-168B 90 Degree Corner Swivel, Black




KPC-169 Swivel Base, Silver
KPC-169B Swivel Base, Black



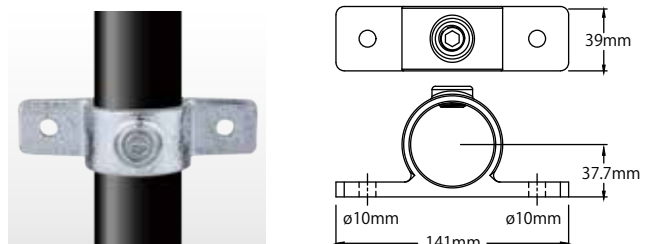
KPC-173 Single Swivel Combination, Silver
KPC-173B Single Swivel Combination, Black



KPC-176 Side Outlet Tee, Silver
KPC-176B Side Outlet Tee, Black

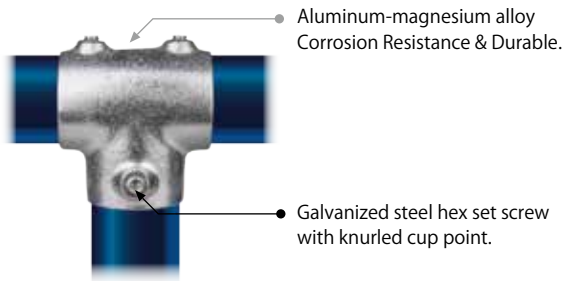


KPC-179 Locking Collar, Silver
KPC-179B Locking Collar, Black



KPC-198 Double Side Fixing Bracket, Silver
KPC-198B Double Side Fixing Bracket, Black

Made of A535 aluminum alloy, the aluminum slip-on clamps are lightweight and feature high strength, and are corrosion resistant. Polished finish keeps the surface bright and attractive, and the aluminum-magnesium alloy makes the clamps extremely durable, tough, lighter than the iron clamp, and require little long-term maintenance. Flexible, versatile and rigid. Designed for well-known Schedule 40 pipe. Suitable for a wide variety of tubular applications and structures such as film industry, amusement park, playground, recreational venue, contemporary store and restaurant, industrial guardrails, display and much more.

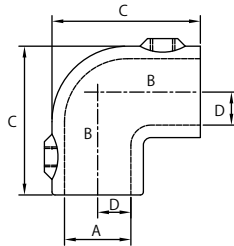


Feature:

- Lightweight and corrosion resistance, ideal for outdoor or harsh environment.
- Quick and easy installation with a standard hex key, no special tools required.
- No welding; no specialist labor required.
- Fitting with 3/8" galvanized steel recessed grub screw with reverse knurled cup point.
- Tapered-dome design for holding the set screws over their entire length.
- Suitable for Schedule 40 nominal pipe 1-1/4" and 1-1/2".

Subject to aluminum casting manufacturing, dimension might slightly differ in each production.
The dimensions given are nominal value for reference only

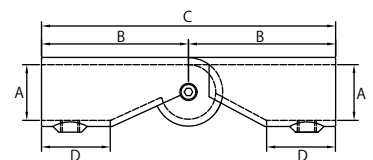
90 DEGREE



KPC-A1203 | For tube O.D. 48.30mm (1.90")
KPC-A1403 | For tube O.D. 42.40mm (1.66") nut: mm

A	B	C	D
50.2	59	94	25
44	51	83	22

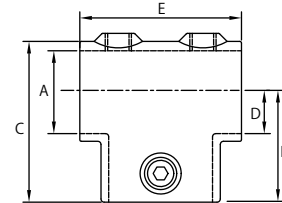
ADJUSTABLE ELBOW



KPC-A1203AE | For tube O.D. 48.30mm (1.90")
KPC-A1403AE | For tube O.D. 42.40mm (1.66") nut: mm

A	B	C	D	Minimum corner
50.2	114	228	41	2 degree
44	97	194	41	

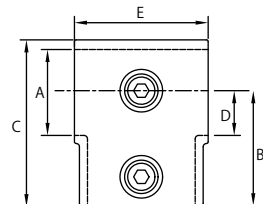
LONG TEE



KPC-A1205 | For tube O.D. 48.30mm (1.90")
KPC-A1405 | For tube O.D. 42.40mm (1.66") nut: mm

A	B	C	D	E
50.2	59	94	25	86
44	51	83	22	70

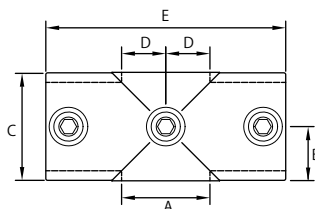
SHORT TEE



KPC-A1205E | For tube O.D. 48.30mm (1.90")
KPC-A1405E | For tube O.D. 42.40mm (1.66") nut: mm

A	B	C	D	E
50.2	57	87.5	25	64
44	51	78	22	57

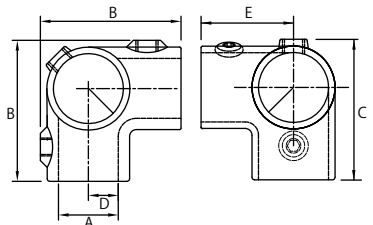
TWO SOCKET CROSS



KPC-A1207E | For tube O.D. 48.30mm (1.90")
KPC-A1407E | For tube O.D. 42.40mm (1.66") nut: mm

A	B	C	D	E
50.2	30.5	61	25	113
44	26.5	53	22	102

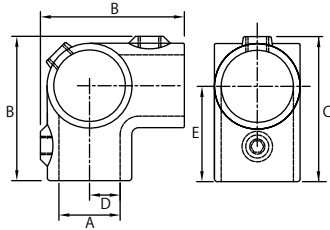
3 WAY 90 DEGREE



KPC-A1209 | For tube O.D. 48.30mm (1.90")
KPC-A1409 | For tube O.D. 42.40mm (1.66") nut: mm

A	B	C	D	E
50.2	94	94	25	59
44	83	83	22	52

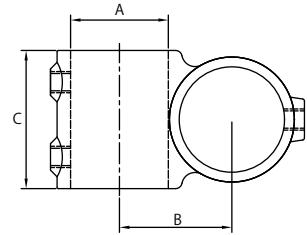
CORNER



KPC-A1211E | For tube O.D. 48.30mm (1.90")
KPC-A1411E | For tube O.D. 42.40mm (1.66") **nuit: mm**

A	B	C	D	E
50.2	94	94	25	59
44	83	83	22	52

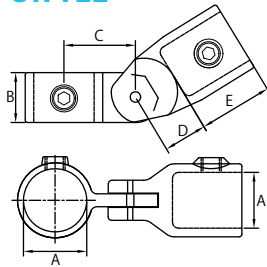
90 DEGREE CROSSOVER



KPC-A1212 | For tube O.D. 48.30mm (1.90")
KPC-A1412 | For tube O.D. 42.40mm (1.66") **nuit: mm**

A	B	C
50.2	52	63.5
44	45	56.5

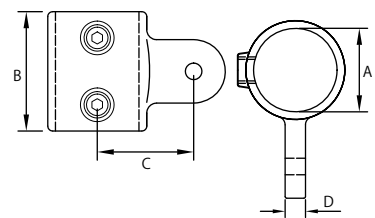
ADJUSTABLE ELBOW OR TEE



KPC-A1217E | For tube O.D. 48.30mm (1.90")
KPC-A1417E | For tube O.D. 42.40mm (1.66") **nuit: mm**

A	B	C	D	E
50.2	38	57	28.5	44
44	38.5	52	29	42

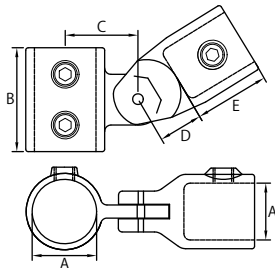
MALE TAB OF SWIVEL



KPC-A1217M | For tube O.D. 48.30mm (1.90")
KPC-A1417M | For tube O.D. 42.40mm (1.66") **nuit: mm**

A	B	C	D
50.2	70	55	12
44	60	52	11

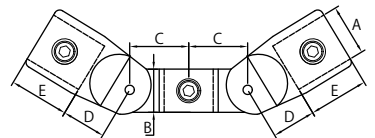
SWIVEL ELBOW / TEE



KPC-A1217ADJ | For tube O.D. 48.30mm (1.90")
KPC-A1417ADJ | For tube O.D. 42.40mm (1.66") **nuit: mm**

A	B	C	D	E
50.2	70	57	28.5	44
44	60	52	29	42

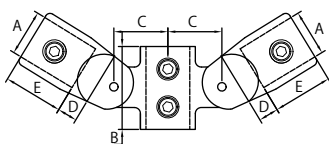
DOUBLE SWIVEL COMBINATION



KPC-A1219E | For tube O.D. 48.30mm (1.90") **nuit: mm**

A	B	C	D	E
50.2	39	57	28.5	44

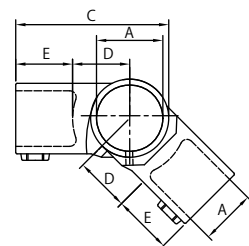
DOUBLE SWIVEL COMBINATION



KPC-A1419E | For tube O.D. 42.40mm (1.66") **nuit: mm**

A	B	C	D	E
44	70	49	29	42

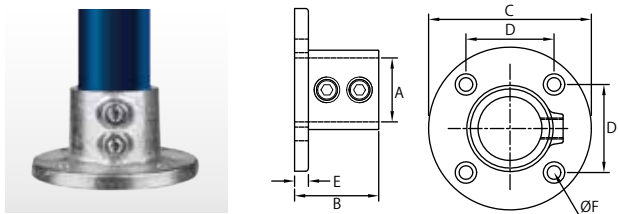
SHORT TEE SWIVEL



KPC-A1230C | For tube O.D. 48.30mm (1.90")
KPC-A1430C | For tube O.D. 42.40mm (1.66") **nuit: mm**

A	B	C	D	E
50.2	62	111	38	42
44	54	100	35	36

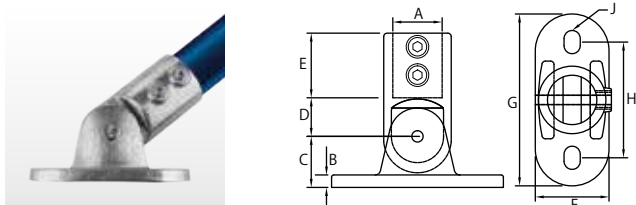
ROUND BASE FLANGE



KPC-A1242 | For tube O.D. 48.30mm (1.90")
KPC-A1442 | For tube O.D. 42.40mm (1.66") **unit: mm**

A	B	C	D	E	F
50.2	58	114	64	10	11
44	57	114	64	10	11

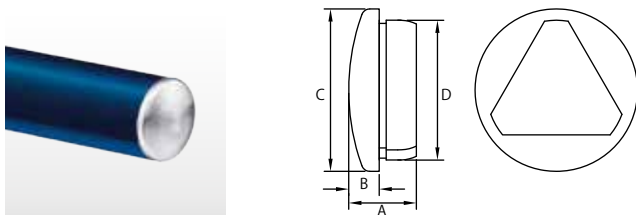
ADJUSTABLE FLANGE



KPC-A1246ADJ | For tube O.D. 48.30mm (1.90")
KPC-A1446ADJ | For tube O.D. 42.40mm (1.66") **unit: mm**

A	B	C	D	E	F	G	H	J
50.2	11	43	37	57	67	153	102	14 x 21
44	11	43	36.5	58	66	152	102	14 x 21

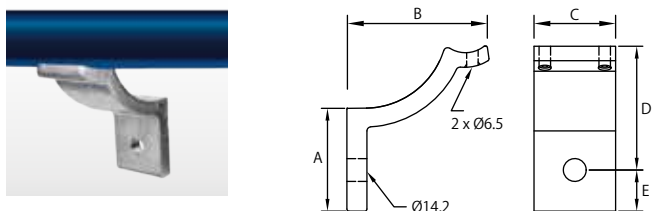
PLUG



KPC-A1262 | For tube O.D. 48.30mm (1.90")
KPC-A1462 | For tube O.D. 42.40mm (1.66") **unit: mm**

A	B	C	D
20	9	48	41.3
19.3	8.3	42	35.3

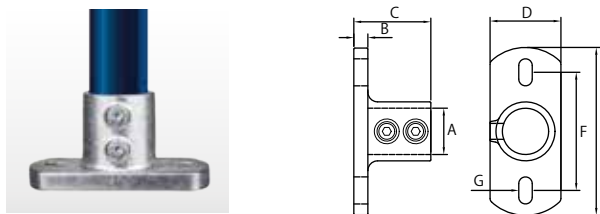
HANDRAIL BRACKET



KPC-A1282A | For tube O.D. 48.30mm (1.90") **unit: mm**

A	B	C	D	E
66	76	51	79	24

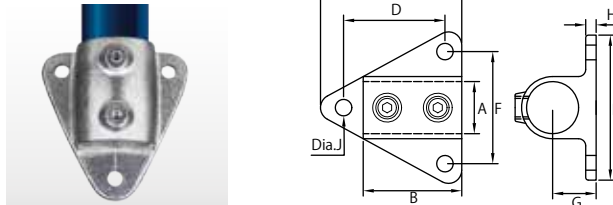
RAILING BASE FLANGE



KPC-A1246 | For tube O.D. 48.30mm (1.90")
KPC-A1446 | For tube O.D. 42.40mm (1.66") **unit: mm**

A	B	C	D	E	F	G
50.2	15	77	71	155	107.5	13.5 x 20.5
44	10	56	63.5	146.5	107.5	15 x 24

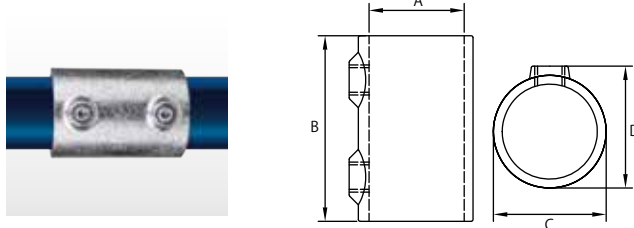
SIDE PALM FIXING



KPC-A1250 | For tube O.D. 48.30mm (1.90")
KPC-A1450 | For tube O.D. 42.40mm (1.66") **unit: mm**

A	B	C	D	E	F	G	H	J
50.2	74	114	83	114	83	35	8.5	11
44	62	99	67	108	76	33	8	11

SLEEVE JOINT



KPC-A1270 | For tube O.D. 48.30mm (1.90")
KPC-A1470 | For tube O.D. 42.40mm (1.66") **unit: mm**

A	B	C	D
50.2	89	61	66
44	88	53	58

PIPE CLAMP CASTER ADAPTER

Made by black coated steel, the pipe clamp caster adapter allows you to make your pipe clamp set movable with the casters. The caster adapter allows fitting to the pipe comes with 48.3mm in diameter. And features a M10 (or M12) female threaded on the bottom which allows you to easy attach on a caster comes with a M10 (or M12) male threaded.

KPC-C10 (M10)

KPC-C12 (M12)



The same function as KPC-C10 and KPC-C12 but comes with 4 through holes on the square plate which allow you to easy attach on a Kupo caster set (KC-150) with 4 screws.

KPC-C11 (plate)



COUPLERS

Lightweight & low profile KUPO professional couplers are constructed from high tensile aluminum extrusion and have been developed for installations where load capacities of up to 500kg (1100lbs) are required. The KUPO professional couplers combine strength and durability with a high degree of safety. The couplers are designed to fit tubes with diameters between 48mm-51mm. Most have been tested and certified with TUV approval for a safe working load of 500kg (1100lbs) . The standard finish is polished. Custom color or logo is upon request.



Kupo half type coupler (KCP-831) is approved by TUV Product Service listed with a safety working load at 500kg (1100lbs) .

"CAPTIVE", on top of the thread bolt to avoid the wing nut falling off the clamp in the air.

Constructed from a high tensile-strength 6061 aluminum-extrusion.

Attaches securely to tubes with outside Dia.48-51mm.

Standard in polish & Black anodized finished.

Designed for safe connection in trussing system.

Nylon lock nut.



YOUTUBE




**TUV CERTIFIED CLAMP
& COUPLER**

KCP-830 Silver / KCP-830B Black

SLIM TYPE HALF COUPLER

W **max**
 0.3 kg 300 kg
 (0.66 lbs) (660 lbs)




- Fits tube Ø 48-51mm
- Equipped with M10 nut & bolt for custom solutions.



KCP-831 Silver / KCP-831B Black

HALF COUPLER

W **max**
 0.52 kg 500 kg
 (1.2 lbs) (1100 lbs)




- Fits tube Ø 48-51mm
- Equipped with M10 nut & bolt for custom solutions.



KCP-831-T Silver / KCP-831B-T Black

HALF COUPLER w/T-HANDLE

W **max**
 0.58 kg 500 kg
 (1.28 lbs) (1100 lbs)




- Fits tube Ø 48-51mm
- Equipped with M10 nut & bolt for custom solutions.



KCP-823 Silver / KCP-823B Black

SLIM TYPE HALF COUPLER w/ EYE RING

W **max**
 0.5 kg 300 kg
 (1.1 lbs) (660 lbs)




- Fits tube Ø 48-51mm
- Equipped with M12 eye ring for multipurpose use with chains, wires and ropes.



KCP-833 Silver / KCP-833B Black

HALF COUPLER w/ EYE RING

W **max**
 0.65 kg 340 kg
 (1.43 lbs) (748 lbs)



- Fits tube Ø 48-51mm
- Equipped with M12 eye ring for multipurpose use with chains, wires and ropes.



KCP-824 Silver

SLIM TYPE HALF COUPLER w/ 28mm SPIGOT

W **max**
 0.79 kg 200 kg
 (1.74 lbs) (440 lbs)

- Fits tube Ø 48-51mm
- Equipped with a 28mm (1-1/8")
- AKA big Ben clamp. The pin can mount into a combo stand to span between two stand as a goal post rig.



KCP-834 Silver / KCP-834B Black

HALF COUPLER w/ 28mm SPIGOT

W **max**
 0.75 kg 200 kg
 (1.65 lbs) (440 lbs)

- Fits tube Ø 48-51mm
- Equipped with a 28mm (1-1/8")
- AKA big Ben clamp. The pin can mount into a combo stand to span between two stand as a goal post rig.



KCP-826 Silver

SLIM TYPE HALF COUPLER w/ 16mm STUD

W **max**
 0.44 kg 100 kg
 (0.97 lbs) (220 lbs)

- Fits tube Ø 48-51mm
- Equipped with a 16mm(5/8") stud for lightweight luminaires, grip heads, etc.



KCP-836 Silver

HALF COUPLER w/ 16mm STUD

W

max

0.6 kg 100 kg
(1.32 lbs) (220 lbs)



- Fits tube Ø 48-51mm
- Equipped with a 16mm(5/8") stud for lightweight luminaires, grip heads, etc.

KCP-820 Silver / KCP-820B Black

SLIM TYPE SWIVEL COUPLER

W

max

0.7 kg 300 kg
(1.54 lbs) (660 lbs)



- Fits tube Ø 48-51mm to Ø 48-51mm
- For quick and easy interconnection for truss, pipes or bars.
- Allows a full 360 degree of movement.
- Drift pin also supplied for fixing in a 90 degree configuration.

KCP-832 Silver / KCP-832B Black

HALF SWIVEL COUPLER

W

max

1.2 kg 500 kg
(2.64 lbs) (1100 lbs)



- Fits tube Ø 48-51mm to Ø 48-51mm
- For quick and easy interconnection for truss, pipes or bars.
- Allows a full 360 degree of movement.
- Drift pin also supplied for fixing in a 90 degree configuration.

KCP-832-L Silver / KCP-832B-L Black

SWIVEL COUPLER WITH T HANDLE

W

max

1.1 kg 500 kg
(2.42 lbs) (1100 lbs)



- Fits tube Ø 48-51mm to Ø 48-51mm
- For quick and easy interconnection for truss, pipes or bars.
- Allows a full 360 degree of movement.
- Drift pin also supplied for fixing in a 90 degree configuration.

KCP-830ST Silver

SLIM TYPE HALF COUPLER w/ STAINLESS STEEL PARTS

W

max

0.3 kg 300 kg
(0.66 lbs) (660 lbs)



- Fits tube Ø 48-51mm
- W/ M10 x 35mm, Counter Sunk.
- Built with stainless steel parts. Great for outdoor applications or where rust-free conditions are required or chemical exposure is a concern.

KCP-831ST Silver

HALF COUPLER w/ STAINLESS STEEL PARTS

W

max

0.5 kg 500 kg
(1.1 lbs) (1100 lbs)



- Fits tube Ø 48-51mm
- W/ M10 x 35 mm, Counter Sunk.
- Built with stainless steel parts. Great for outdoor applications or where rust-free conditions are required or chemical exposure is a concern.

KCP-842B Black

SLIM TYPE HALF COUPLER w/ 16MM SOCKET

W

max

0.46 kg 50 kg
(1.01 lbs) (110 lbs)



- Fits tube Ø 48-51mm
- Equipped with a 16mm (5/8") socket for lighting fixing accessories.

KCP-847 Silver

BARREL JOINER

W

max

1.04 kg 300 kg
(2.3 lbs) (660 lbs)



- Fits tube Ø 48-51mm
- Tube/Barrel joiner is made for providing a quick connection for two tubes together end to end.

KCP-832ST Silver

SWIVEL COUPLER w/ STAINLESS STEEL PARTS

W 1.2 kg (2.64 lbs)
max 500 kg (1100 lbs)

- Fits tube Ø 48-51mm to Ø 48-51mm
- Built with stainless steel parts. Great for outdoor applications or where rust-free conditions are required or chemical exposure is a concern.



KCP-873 Silver & Blue

45-DEGREE HALF SWIVEL COUPLER

W 1.46 kg (3.21 lbs)
max 500 kg (1100 lbs)

- Fits tube Ø 48-51mm to Ø 48-51mm
- Can fix in every 45 degree without a drift pin.
- To release or tighten, use hex tool to adjust the position.



KCP-874 Silver

HALF COUPLER w/ QUICK RECEIVER

W 1.16 kg (2.55 lbs)
max 100 kg (220 lbs)

- Fits tube Ø 48-51mm
- Incorporates a 28mm (1-1/8") socket w/ safety lock system.



KCP-875 Silver

SLIM TYPE HALF COUPLER w/ QUICK RECEIVER

W 0.96 kg (2.11 lbs)
max 100 kg (220 lbs)

- Fits tube Ø 48-51mm
- Incorporates a 28mm (1-1/8") socket w/ safety lock system.



KCP-828 Silver / KCP-828B Black

SLIM HANDCUFF CLAMP

W 0.45 kg (0.99 lbs)
max 100 kg (220 lbs)



- Fits tube Ø 48-51mm
- Double levels counter sunk for M10 head bolt for custom solutions.



KCP-828-T Silver / KCP-828B-T Black

HANDCUFF CLAMP w/ T-HANDLE

W 0.48 kg (1.06 lbs)
max 90 kg (198 lbs)



- Fits tube Ø 48-51mm
- Double levels counter sunk for M10 for custom solutions.



KCP-838 Silver / KCP-838B Black

HANDCUFF CLAMP

W 0.65 kg (1.43 lbs)
max 200 kg (440 lbs)



- Fits tube Ø 48-51mm
- Double levels counter sunk for M10 or M12 hex for custom solutions.



KCP-838-T Silver / KCP-838B-T Black

HANDCUFF CLAMP w/ T-HANDLE

W 0.52 kg (1.2 lbs)
max 200 kg (440 lbs)



- Fits tube Ø 48-51mm
- Double levels counter sunk for M10 or M12 hex for custom solutions.



KCP-825 Silver / KCP-825B Black

SLIM TYPE HANDCUFF CLAMP w/ EYE RING

W

0.54 kg
(1.19 lbs)

max

85 kg
(187.39 lbs)



- Fits tube Ø 48-51mm
- Equipped with M12 eye ring for multipurpose use with chains, wires and ropes.



KCP-843 Silver / KCP-843B Black

HANDCUFF CLAMP w/ EYE RING

W

0.69 kg
(1.52 lbs)

max

140 kg
(308.65 lbs)



- Fits tube Ø 48-51mm
- Equipped with M12 eye ring for multipurpose use with chains, wires and ropes.



KCP-827 Silver

SLIM TYPE HANDCUFF CLAMP w/ 28mm SPIGOT

W

0.83 kg
(1.82 lbs)

max

100 kg
(220 lbs)

- Fits tube Ø 48-51mm
- Equipped with a 28mm(1-1/8")
- AKA big Ben clamp. The pin can mount into a combo stand to span between two stand as a goal post rig.



KCP-829 Silver

SLIM TYPE HANDCUFF CLAMP w/ 16mm STUD

W

0.47 kg
(1.03 lbs)

max

100 kg
(220 lbs)

- Fits tube Ø 48-51mm
- Equipped with a 16mm(5/8") stud for lightweight luminaires, grip heads, etc.



KCP-839 Silver

HANDCUFF w/ TVMP ADAPTER

W

0.85 kg
(1.87 lbs)

max

200 kg
(440 lbs)

- Fits tube Ø 48-51mm
- With KS-090 yoke to stand adaptor 28mm stud 16mm socket.



KCP-848 Silver

HANDCUFF CLAMP w/ 28mm SPIGOT

W

0.98 kg
(2.16 lbs)

max

200 kg
(440 lbs)

- Fits tube Ø 48-51mm
- Equipped with a 28mm(1-1/8")
- AKA big Ben clamp. The pin can mount into a combo stand to span between two stand as a goal post rig.



KCP-849 Silver

HANDCUFF CLAMP w/ 16mm STUD

W

0.63 kg
(1.38 lbs)

max

100 kg
(220 lbs)

- Fits tube Ø 48-51mm
- Equipped with a 16mm(5/8") stud for lightweight luminaires, grip heads, etc.



KCP-840P Silver

HANDCUFF WITH QUICK RECEIVER

W

1.05 kg
(2.31 lbs)

max

200 kg
(440 lbs)

- Fits tube Ø 48-51mm
- Incorporates a 28mm(1-1/8") socket w/ safety lock system.



KCP-901 Silver / KCP-901B Black

BURGER COUPLER

W max
0.20 kg 75 kg
(0.44 lbs) (165 lbs)



- Fits tube Ø 48-51mm
- Equipped with M10 bolt and butterfly nut for custom solutions.

KCP-902 Silver / KCP-902B Black

BURGER SWIVEL COUPLER

W max
0.30 kg 60 kg
(0.66 lbs) (132.28 lbs)



- Fits tube Ø 48-51mm to Ø 48-51mm
- For quick and easy interconnection for truss, pipes or bars.

KCP-903 Silver / KCP-903B Black

BURGER COUPLER w/ EYE RING

W max
0.24 kg 75 kg
(0.52 lbs) (165 lbs)



- Fits tube Ø 48-51mm
- Equipped with M10 eye ring for multipurpose use with chains, wires and ropes.

KCP-904 Silver

BURGER COUPLER w/ 28mm SPIGOT

W max
0.61 kg 75 kg
(1.34 lbs) (165 lbs)



- Fits tube Ø 48-51mm
- Equipped with a 28mm (1-1/8")
- AKA big Ben clamp. The pin can mount into a combo stand to span between two stand as a goal post rig.

KCP-906 Silver

BURGER COUPLER w/ 16mm STUD

W max
0.26 kg 75 kg
(0.57 lbs) (165 lbs)



- Fits tube Ø 48-51mm
- Equipped with a 16mm (5/8") stud for lightweight luminaires.

KCP-850 Silver / KCP-850B Black

SLIM TYPE MIGHTY COUPLER

W max
0.38 kg 170 kg
(0.84 lbs) (374.79 lbs)



- Fits tube Ø 51-60mm
- Equipped with M10 nut & bolt for custom solutions.

KCP-851 Silver / KCP-851B Black

MIGHTY HALF COUPLER

W max
0.55 kg 280 kg
(1.21 lbs) (617.29 lbs)



- Fits tube Ø 51-60mm
- Equipped with M10 nut & bolt for custom solutions.

KCP-853 Silver / KCP-853B Black

MIGHTY HALF COUPLER w/ EYE RING

W max
0.70 kg 340 kg
(1.54 lbs) (748 lbs)



- Fits tube Ø 51-60mm
- Equipped with M12 eye ring for multipurpose use with chains, wires and ropes.

KCP-852 Silver / KCP-852B Black

MIGHTY HALF SWIVEL COUPLER

W

1.10 kg
(2.43 lbs)

max

140 kg
(308.65 lbs)



- Fits tube Ø 51-60mm to Ø 51-60mm
- For quick and easy interconnection for truss, pipes or bars.
- Allows a full 360 degree of movement
- Drift pin also supplied for fixing in a 90 degree configuration.



KCP-858 Silver / KCP-858B Black

SLIM TYPE MIGHTY SWIVEL COUPLER

W

0.74 kg
(1.63 lbs)

max

140 kg
(308.65 lbs)



- Fits tube Ø 51-60mm to Ø 51-60mm
- For quick and easy interconnection for truss, pipes or bars.
- Allows a full 360 degree of movement
- Drift pin also supplied for fixing in a 90 degree configuration.



KCP-859 Silver / KCP-859B Black


SLIM TYPE MIGHTY HALF COUPLER w/ EYE RING

W

0.53 kg
(1.16 lbs)

max

160 kg
(352.74 lbs)



- Fits tube Ø 51-60mm
- Equipped with M12 eye ring for multipurpose use with chains, wires and ropes.



KCP-854 Silver

MIGHTY HALF COUPLER w/ 28mm SPIGOT

W

0.99 kg
(2.18 lbs)

max

200 kg
(440 lbs)

- Fits tube Ø 48-60mm
- Equipped with a 28mm(1-1/8")
- AKA big Ben clamp. The pin can mount into a combo stand to span between two stand as a goal post rig.



KCP-856 Silver

MIGHTY HALF COUPLER w/ 16mm STUD

W

0.64 kg
(1.41 lbs)

max

100 kg
(220 lbs)

- Fits tube Ø 51-60mm
- Equipped with a 16mm(5/8") stud for lightweight luminaires, grip heads, etc.



KCP-864 Silver

SLIMTYPE MIGHTY HALF COUPLER w/ 28mm SPIGOT

W

0.83 kg
(1.82 lbs)

max

200 kg
(440 lbs)

- Fits tube Ø 51-60mm
- Equipped with a 28mm(1-1/8")
- AKA big Ben clamp. The pin can mount into a combo stand to span between two stand as a goal post rig.



KCP-867 Silver

SLIM TYPE MIGHTY HALF COUPLER w/ 16mm STUD

W

0.47 kg
(1.03 lbs)

max

100 kg
(220 lbs)

- Fits tube Ø 51-60mm
- Equipped with a 16mm(5/8") stud for lightweight luminaires, grip heads, etc.



KCP-877 Silver

MIGHTY QUICK TV COUPLER

W

1.25 kg
(2.75 lbs)

max

100 kg
(220 lbs)

- Fits tube Ø 48-60mm
- Incorporates a 28mm(1-1/8") socket w/ safety lock system.



KCP-878 Silver

SLIM TYPE MIGHTY QUICK TV COUPLER

W **max**
 1.08 kg 100 kg
 (2.38 lbs) (220 lbs)

- Fits tube Ø 48-60mm
- Incorporates a 28mm (1-1/8") socket w/ safety lock system.



KCP-880 Silver / KCP-880B Black

SLIM MIGHTY HANDCUFF

W **max**
 0.42 kg 100 kg
 (0.93 lbs) (220 lbs)

- Fits tube Ø 48-60mm
- Double levels counter sunk for M10. head bolt for custom solutions.



KCP-881 Silver / KCP-881B Black

Mighty Handcuff

W **max**
 0.65 kg 200 kg
 (1.43 lbs) (440.9 lbs)

- Fits tube Ø 60mm
- Double levels counter sunk for M10 or M12 hex. head bolt for custom solutions.



KCP-882 Silver / KCP-882B Black

SLIM MIGHTY HANDCUFF w/ EYE RING

W **max**
 0.53 kg 100 kg
 (1.17 lbs) (220 lbs)

- Fits tube Ø 60mm
- Equipped with M12 eye ring for multipurpose use with chains, wires and ropes.



KCP-883 Silver / KCP-883B Black

MIGHTY HANDCUFF w/ EYE RING COUPLER

W **max**
 0.78 kg 200 kg
 (1.72 lbs) (440.9 lbs)

- Fits tube Ø 60mm
- Equipped with M12 eye ring for multipurpose use with chains, wires and ropes.



KCP-884 Silver / KCP-884B Black

SLIM MIGHTY HANDCUFF w/ TV QUICK RECEIVER

W **max**
 1.05 kg 100 kg
 (2.31 lbs) (220 lbs)

- Fits tube Ø 60mm
- Incorporates a 28mm (1-1/8") socket w/ safety lock system.



KCP-885 Silver / KCP-885B Black

MIGHTY HANDCUFF w/ TV QUICK RECEIVER

W **max**
 1.28 kg 100 kg
 (2.82 lbs) (220 lbs)

- Fits tube Ø 60mm
- Incorporates a 28mm (1-1/8") socket w/ safety lock system.



KS-089 Silver / KS-089B Black

UNIVERSAL TV QUICK RECEIVER

W **max**
 0.70 kg 100 kg
 (1.54 lbs) (220 lbs)



- Aluminum quick accepts captive 28mm DIN or Euro Spigot.
- Easily assembly with clamps through long hex or wrench socket driver.
- Allows 360 degree rotation.



KCP-866 Silver


NUGGET COUPLER w/ 16mm STUD

W

0.36 kg (0.79 lbs)

m_{ax}

100 kg (220 lbs)



- Fits tube Ø 32-38mm
- Equipped with a 16mm(5/8") stud for lightweight luminaires, grip heads, etc.

KCP-860 Silver / KCP-860B Black

NUGGET COUPLER

W

0.20 kg (0.44 lbs)

m_{ax}

120 kg (264 lbs)



- Fits tube Ø 32-38mm
- Double level's counter sunk for M10 or 3/8" hex screw. for custom solutions.
- Equipped with M10 bolt and nut.

KCP-862 Silver / KCP-862B Black


NUGGET SWIVEL COUPLER

W

0.40 kg (0.88 lbs)

m_{ax}

120 kg (264 lbs)



- Fits for tube 32-38mm to 32-38mm
- For quick and easy interconnection for truss, pipes or bars.

KCP-863 Silver / KCP-863B Black

NUGGET COUPLER w/ EYE RING

W

0.36 kg (0.79 lbs)

m_{ax}

120 kg (264 lbs)



- Fits tube Ø 32-38mm
- Equipped with M10 eye ring for multipurpose use with chains, wires and ropes.

KCP-810 Silver / KCP-810B Black

ARCH COUPLER

W

0.68 kg (1.5 lbs)

m_{ax}

150 kg (330 lbs)



- Fits tube Ø 38-51mm
- Double levels counter sunk for M10 or M12 hex for custom solutions.

KCP-813 Silver / KCP-813B Black

ARCH COUPLER w/ EYE RING

W

0.79 kg (1.74 lbs)

m_{ax}

75 kg (165.35 lbs)



- Fits tube Ø 38-51mm
- Equipped with M12 eye ring for multipurpose use with chains, wires and ropes.

KCP-841 Silver

ARCH COUPLER w/ QUICK RECEIVER

W

1.38 kg (3.0 lbs)

m_{ax}

150 kg (330 lbs)



- Fits tube Ø 38-51mm
- Incorporates a 28mm(1-1/8") socket w/ safety lock system.

KCP-814 Silver / KCP-816 Silver

ARCH COUPLER w/ 28mm SPIGOT / 16mm STUD

W

1.10kg (2.42 lbs)

m_{ax}

150 kg (330 lbs)

- Fits tube Ø 38-51mm
- Equipped with a 28mm(1-1/8")
- AKA big Ben clamp. The pin can mount into a combo stand to span between two stand as a goal post rig.

W

0.75 kg (1.65 lbs)

m_{ax}

100 kg (220 lbs)

- Fits tube Ø 38-51mm
- Equipped with a 16mm(5/8") stud for lightweight luminaires, grip heads, etc.



KCP-0201 Silver
KCP-0201B Black

MINI COUPLER 20

W 0.06 kg (0.13 lbs) **↓** max 100 kg (220.46 lbs)

- Fits tube Ø 18-21mm
- Equipped with M6 bolt and wing nut for custom solutions.



KCP-0202 Silver
KCP-0202B Black

MINI SWIVEL COUPLER 20

W 0.11 kg (0.24 lbs) **↓** max 100 kg (220.46 lbs)

- Fits tube Ø 18-21mm
- For quick and easy interconnection for truss, pipes or bars.



KCP-0203 Silver
KCP-0203B Black

MINI EYE RING COUPLER 20

W 0.1 kg (0.22 lbs) **↓** max 90 kg (198.4 lbs)

- Fits tube Ø 18-21mm
- Equipped with M6 eye ring for multipurpose use with chains, wires and ropes.



KCP-811 Silver
KCP-811B Black

MINI COUPLER 25

W 0.06 kg (0.13 lbs) **↓** max 100 kg (220.46 lbs)

- Fits tube Ø 23-25.4mm
- Equipped with 1/4"-20 bolt and nut for custom solutions.



KCP-812 Silver
KCP-812B Black

MINI EYE RING COUPLER 25

W 0.1 kg (0.22 lbs) **↓** max 90 kg (198.4 lbs)

- Fits tube Ø 23-25.4mm
- Equipped with M6 eye ring for multipurpose use with chains, wires and ropes.



KCP-815 Silver
KCP-815B Black

MINI SWIVEL COUPLER 25

W 0.12 kg (0.26 lbs) **↓** max 100 kg (220.46 lbs)

- Fits tube Ø 23-25.4mm
- For quick and easy interconnection for truss, pipes or bars.



KCP-0301 Silver
KCP-0301B Black

MINI COUPLER 30

W 0.07 kg (0.15 lbs) **↓** max 100 kg (220.46 lbs)

- Fits tube Ø 28-32mm
- Equipped with M6 bolt and wing nut for custom solutions.



KCP-0302 Silver
KCP-0302B Black

MINI SWIVEL COUPLER 30

W 0.12 kg (0.26 lbs) **↓** max 100 kg (220.46 lbs)

- Fits tube Ø 28-32mm
- For quick and easy interconnection for truss, pipes or bars.



KCP-0303 Silver
KCP-0303B Black

MINI EYE RING COUPLER 30

W 0.12 kg (0.26 lbs) **↓** max 90 kg (198.4 lbs)

- Fits tube Ø 28-32mm
- Equipped with M6 eye ring for multipurpose use with chains, wires and ropes.



MINI COUPLER (32-35mm & 38-41mm)

KCP-0351 Silver KCP-0351B Black

MINI COUPLER 35

W 0.1 kg (0.22 lbs) **max** 100 kg (220.46 lbs)

- Fits tube Ø 32-35mm
- Equipped with M8 bolt and wing nut for custom solutions.



KCP-0352 Silver KCP-0352B Black

MINI SWIVEL COUPLER 35

W 0.18 kg (0.4 lbs) **max** 100 kg (220.46 lbs)

- Fits tube Ø 32-35mm
- For quick and easy interconnection for truss, pipes or bars.



KCP-0353 Silver KCP-0353B Black

MINI EYE RING COUPLER 35

W 0.14 kg (0.3 lbs) **max** 90 kg (198.4 lbs)

- Fits tube Ø 32-35mm
- Equipped with M8 eye ring for multipurpose use with chains, wires and ropes.



KCP-0401 Silver KCP-0401B Black

MINI COUPLER 40

W 0.14 kg (0.3 lbs) **max** 100 kg (220.46 lbs)

- Fits tube Ø 38-41mm
- Equipped with M10 bolt and wing nut for custom solutions.



KCP-0402 Silver KCP-0402B Black

MINI SWIVEL COUPLER 40

W 0.21 kg (0.46 lbs) **max** 100 kg (220.46 lbs)

- Fits tube Ø 38-41mm
- For quick and easy interconnection for truss, pipes or bars.



KCP-0403 Silver KCP-0403B Black

MINI EYE RING COUPLER 40

W 0.2 kg (0.44 lbs) **max** 90 kg (198.4 lbs)

- Fits tube Ø 38-41mm
- Equipped with M10 eye ring for multipurpose use with chains, wires and ropes.



KCP-857 Silver

MIGHTY HALF SWIVEL COUPLER

W

max

1.25 kg 500 kg
(2.75 lbs) (1100 lbs)

- Fits tube Ø 48-51mm to Ø 51-60mm
- For quick and easy interconnection for truss, pipes or bars.
- Allows a full 360 degree of movement
- Drift pin also supplied for fixing in a 90 degree configuration.



KCP-868 Silver

SLIM TYPE SWIVEL COUPLER

W

max

0.58 kg 120 kg
(1.27 lbs) (264 lbs)

- Fits tube Ø 48-51mm to Ø 32-38mm
- For quick and easy interconnection for truss, pipes or bars.
- Allows a full 360 degree of movement
- Drift pin also supplied for fixing in a 90 degree configuration.



KCP-869 Silver

SLIM TYPE MIGHTY SWIVEL COUPLER

W

max

0.62 kg 120 kg
(1.36 lbs) (264 lbs)

- Fits tube Ø 51-60mm to Ø 32-38mm
- For quick and easy interconnection for truss, pipes or bars.
- Allows a full 360 degree of movement
- Drift pin also supplied for fixing in a 90 degree configuration.



KCP-835 Silver & Black

TRUSS COUPLER

W

max

3.30 kg 200 kg
(7.26 lbs) (440 lbs)

- Fits tube Ø 48-51mm
- Centers: 205-405mm
- U-Shaped steel: 3.5mm (T) & 450mm(L)
- Mounting truss on two wind-up stands.
- The tilt swivel stand pin offers a solution to the torsion and mounting problem while lifting a truss with two stands simultaneously.



KCP-835V Silver & Black

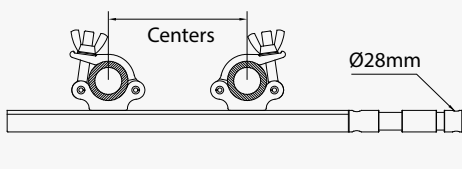
LADDER TRUSS COUPLER

W

max

3.30 kg 200 kg
(7.26 lbs) (440 lbs)

- Fits tube Ø 48-51mm
- Centers: 195-395mm



KCP-835F Silver

TRUSS ADAPTER FOR SPEAKER STAND

W

max

3.9 kg 200 kg
(0.44 lbs) (440 lbs)

- Fits tube Ø 48-51mm
- Centers: 205-405mm
- With Dia. 35mm socket female



KCP-835L Silver


LIFTING TRUSS COUPLER

W

max

5 kg 500 kg
(11 lbs) (1100 lbs)

- Fits tube Ø 48-51mm
- Eye Ring: M16
- Centers: 197-402mm



KCP-804HB Black

HEAVY DUTY ARM COUPLER

max

50 kg
(110 lbs)

Strengthen by thick gauge triangular support plate and welded with prolonged aluminum body, this heavy duty arm coupler enhances the loading capacity by two times heavier than the ordinary arm coupler for up to 50kg. Fitted with dia. 48mm aluminum alloy tube and overall length 100cm. Made in black finish.



- Fits tube Ø 48-51mm



KCP-702 Silver

STAGE CLAMP WITH 14MM HOLE



0.39 kg 50 kg
(0.85 lbs) (110 lbs)

- Hole Ø 14mm
- Fits tube Ø 38-51mm



KCP-703 Silver

STAGE CLAMP WITH 16MM STUD



0.52 kg 50 kg
(1.14 lbs) (110 lbs)

- Fits tube Ø 38-51mm
- Incorporates 16mm(5/8") stud.



KCP-704 Silver

STAGE CLAMP WITH 28MM STUD



1.03 kg 50 kg
(2.27 lbs) (110 lbs)

- Fits tube Ø 38-51mm
- AKA big Ben clamp. The pin can mount into a combo stand to span between two stand as a goal post rig.



KCP-705 Silver

STAGE CLAMP WITH 28MM SOCKET



0.75 kg 150 kg
(1.65 lbs) (330 lbs)

- Incorporates a 28mm (1-1/8") socket w/ safety linchpin.




C-12 Silver / C-12B Black

STEEL HOOK CLAMP



0.90 kg 40 kg
(1.98 lbs) (88 lbs)

- Fits tube size from Ø 40-60mm
- Supplied with a welded M12 yoke nut and bolt.



C-05 Silver / C-05B Black

ALUMINUM ALLOY HOOK



0.45 kg 40 kg
(0.99 lbs) (88 lbs)

- Fits tube Ø 30-51mm
- Comes with a dia.17mm spigot (Dabo) with 3/8"-16 bolt for fixture yoke.



C-05QP Silver

ALUMINUM ALLOY HOOK



0.48 kg 40 kg
(1.05 lbs) (88 lbs)

- Fits tube Ø 30-51mm
- Comes with a dia.17mm spigot (Dabo) with 3/8"-16 bolt for fixture yoke.
- with a spring release collar to lock spigot automatically and push to release quickly.



C-01B Black / C-01QB Black

STEEL IRON CASTING CLAMP



0.64 kg 40 kg
(1.41 lbs) (88 lbs)

- Fits tube Ø 30-51mm
- Comes with a dia.17mm spigot (Dabo) with 3/8"-16 bolt for fixture yoke.

QUICK RELEASE VERSION / C-01QB

- With a spring release collar to lock spigot automatically and push to release quickly.



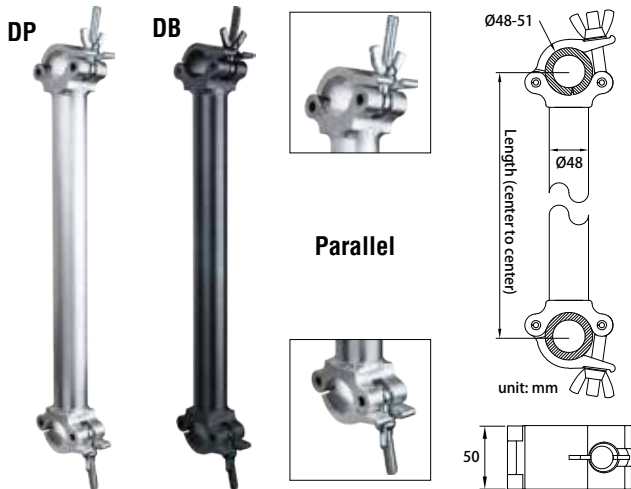


KCP-804SA Support Arm Coupler

Two articulating joints offering stable support for arm coupler ideal for a heavy object from truss where a supportive device is needed.

- Fits tube Ø 48-51mm
- Tube length: 1000mm

W 2.65 kg (5.84 lbs) **m_{max}** 100 kg (220 lbs)



Pipe-to-pipe coupler offers a firm connection between two parallel tubes, and also for 90 degree crossover tubes. Feasible for tube diameter 48-51mm, and available in polished and black finish.

KCP-801-DP / KCP-801-DB Pipe-to-pipe Coupler

Tube length: 250mm

W 1.25 kg (2.75 lbs) **m_{max}** 200 kg (441 lbs)

KCP-802-DP / KCP-802-DB Pipe-to-pipe Coupler

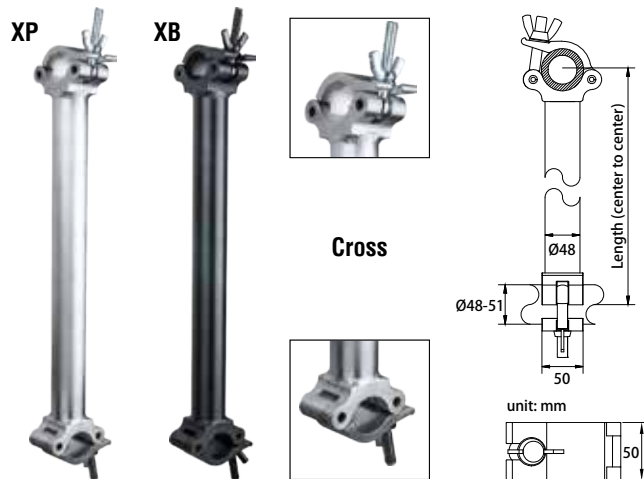
Tube length: 500mm

W 1.60 kg (3.52 lbs) **m_{max}** 200 kg (441 lbs)

KCP-804-DP / KCP-804-DB Pipe-to-pipe Coupler

Tube length: 1000mm

W 2.30 kg (5.07 lbs) **m_{max}** 200 kg (441 lbs)



KCP-801-XP / KCP-801-XB Pipe-to-pipe Coupler

Tube length: 250mm

W 1.25 kg (2.75 lbs) **m_{max}** 200 kg (441 lbs)

KCP-802-XP / KCP-802-XB Pipe-to-pipe Coupler

Tube length: 500mm


W 1.60 kg (3.52 lbs) **m_{max}** 200 kg (441 lbs)

KCP-804-XP / KCP-804-XB Pipe-to-pipe Coupler

Tube length: 1000mm

W 2.30 kg (5.07 lbs) **m_{max}** 200 kg (441 lbs)

Arm coupler is firmly welded with 48mm aluminum alloy tube, creating an extension and flexible rigging point for lighting fixture. Feasible for tube diameter 48-51mm, and available in polished and black finish.



KCP-801 / KCP-801B Arm Coupler

Tube length: 250mm

W 0.85 kg (1.87 lbs) **m_{max}** 80 kg (176 lbs)

KCP-802 / KCP-802B Arm Coupler

Tube length: 500mm

W 1.20 kg (2.64 lbs) **m_{max}** 40 kg (88 lbs)

KCP-803 / KCP-803B Arm Coupler

Tube length: 750mm

W 1.55 kg (3.41 lbs) **m_{max}** 37 kg (81.5 lbs)

KCP-804 / KCP-804B Arm Coupler

Tube length: 1000mm

W 1.90 kg (4.18 lbs) **m_{max}** 25 kg (55.1 lbs)

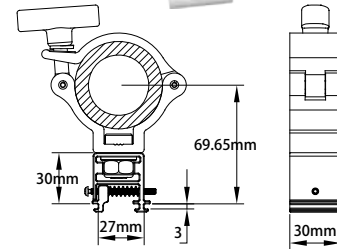
A neat solution for attaching 3-phase (3 circuits) or DALI lighting track on 2" (51mm) pipe, tube or truss. This patented clamp is constructed of a classic burger coupler with aluminum alloy, making it sturdy yet compact and lightweight. Quick set-up and flexible with adjustments. Usable for 3-phase lighting track including ERCO, EUTRAC, ZUMBETOL and GLOBAL TRAC.



YOUTUBE
KUPO UNIVERSAL
LIGHT TRACK COUPLER



PATENT

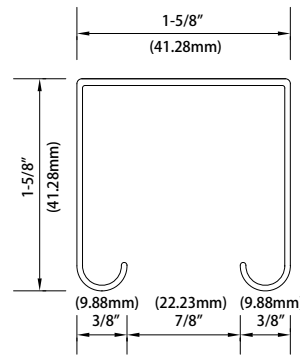


KCP-907 Universal Light Track Coupler **W** 0.19 kg (0.42 lbs) **max** 20 kg (44.09 lbs)

The strut channel is widely used in electrical support systems and construction. It is made from 2mm thick rolled steel and folded with an inward-curving shape to strengthen the stiffness for providing the greatest support and connecting other components. Formed in box size 1-5/8" (41mm) by 1-5/8" (41mm) with oval slots in 10 x 32mm. Surface is available galvanized or hotdipped galvanized.

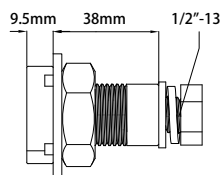


KT-S300SG Strut Channel
3M Strut Channel, 41(W) x 41(H) x 2(T)mm, Oval-slotted, Galvanized.



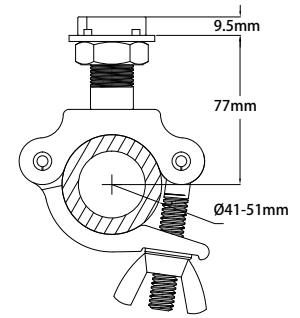
KT-S300SH Strut Channel
3M Strut Channel, 41(W) x 41(H) x 2(T)mm, Oval-slotted, Hot-Dipped Galvanized.

Strut channel adapters are used for hanging fixtures or pipes to the strut channel. Each strut channel adapter is welded with a grooved top piece that can easily access the track and hold the channel tightly. With the strut channel adapter you will find it easy and faster than ever to position the lighting fixture on the strut channel. Suitable for standard 1-5/8" (width) strut channels. Strong and durable. WLL rated 220kgs (440lbs).



KT-056 Strut Channel Adapter w/ 1/2"-13 Nut & Bolt
for Hanging Lighting Fixture or Equipment.

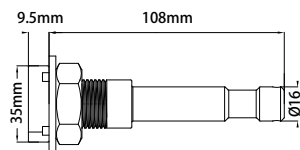
W 0.2 kg (0.44 lbs) **max** 220 kg (440 lbs)



W 0.7 kg (1.54 lbs) **max** 220 kg (440 lbs)

KT-057 Strut Channel Adapter w/ half coupler for 2" (50mm) tube
for Adapting Strut Channel to Pipe or Tube.

- How to fasten the strut channel adapter:**
1. Insert the adapter into the strut channel and rotate 90 degrees.
 2. Spin the large hex nut to lock into the channel.



KT-058 Strut Channel Adapter w/ 5/8" (16mm) Baby Pin
for Hanging Film / Video Fixture or Equipment.

W 0.3 kg (0.66 lbs) **max** 220 kg (440 lbs)



SAFETY WIRE

Kupo safety wire is made of galvanized steel wire, and is constructed in accordance with DIN3055 and DIN3060. It is used as secondary bonding for rigging, lighting and other equipment to truss or stand, rendering a secondary flexible coupling in addition to the regular fixture. Standard finish is metallic silver, Black coating is available upon request.



YOUTUBE
KUPU SAFETY WIRE
(SW-01)



SW-01 / SW-01-B
Ø 3.2mm, 7 x 19 wire

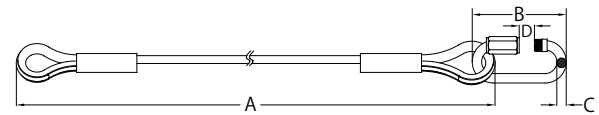
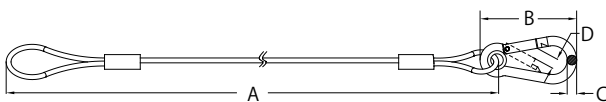
SW-02
Ø 2.0mm, 7 x 7 wire,
Ø 3.0mm (with PVC jacket)

SW-03 / SW-03-B
Ø 5.0mm, 7 x 19 wire

SW-04
Ø 3.2mm, 7 x 19 wire,
Ø 4.5mm (with PVC jacket)

Item	WLL	A	B	C	D
SW-01/ SW-01-B	10kg	75cm	60mm	5.8mm	7.8mm
SW-02	5kg	70cm	50mm	4.8mm	7.0mm
SW-04	10kg	75cm	60mm	5.8mm	7.8mm

Item	WLL	A	B	C	D
SW-03	50kg	100cm	60mm	5.8mm	9.7mm
SW-03-B	50kg	100cm	60mm	5.8mm	9.7mm



RUST FREE

This safety wire is built with stainless steel hook and wire rope, and terminated with aluminum ferrule. With its rusty-free feature, it is an ideal choice for outdoor application.

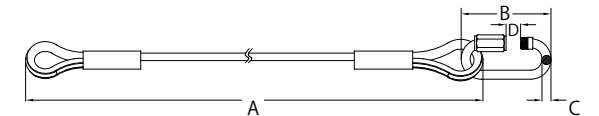
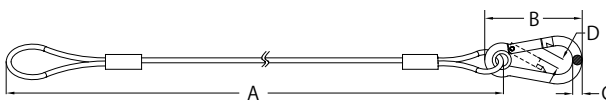


SW-01ST
Ø 3.2mm, 7 x 19 wire (Stainless steel wire)

SW-03ST
Ø 4.8mm, 7 x 19 wire (Stainless steel wire)

Item	WLL	A	B	C	D
SW-01ST	10kg	75cm	60mm	5.8mm	7.8mm

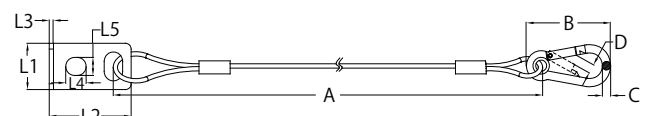
Item	WLL	A	B	C	D
SW-03ST	50kg	100cm	60mm	5.8mm	9.7mm



Kupo extends the application of safety wire by adding a yoke plate on SW-01 safety wire. By fastening the plate to the yoke of lighting fixture, it offers an easier management for safety wire as the fixing point is just that clear. With this design, the safety bond won't get lost any more as it is firmly attached to the yoke. A simple and clever accessory to the fixtures.



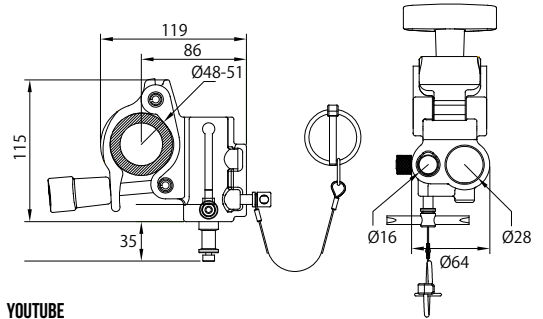
Item	WLL	L1	L2	L3	L4	L5	A
SW-01YP	10kg	32cm	58mm	3mm	15.5mm	14.5mm	46mm



SW-01YP
Safety Wire w/ Yoke Plate
Ø 3.2mm, 7 x 19 wire, SW-01 with yoke fixing plate

HEAVY DUTY CLAMP

TV Coupler's are built for heavy-duty lighting equipment and come with a 16mm receiver or 28mm spigot. It is equipped with a "safety linchpin", a security device allowing the user to preset it in the pin hole of a 28mm spigot before completely tightening and keeps the coupler from unexpected drop-off.




YOUTUBE
KUPU TV COUPLER
(KCP-844)

Features:

1. Constructed by rugged die-cast aluminum main body and extruded aluminum hinged locking jaw with TUV Approval.
2. Comes with a 28mm junior socket for luminaries or telescopic hanger.
3. Three fixing holes, with stainless steel helicoil insert to prevent thread stripped, fit diverse 28mm spigot.
4. The 3/8" threaded 16mm baby stud is also available and alternated with a 16mm baby socket by the spring latch bolt for lightweight luminaries and accessories.
4. Hinged locking jaw is restricted, making operation with single hand easier.
5. The safety wire is built with the clamp to ensure this essential safety aid is always on hand.
6. Linchpin is attached with the safety wire to keep it safe for pan adjustment of luminaire while the knob of clamp is loose.

KCP-844 / KCP-844B Silver / Black **W** 0.32kg / 0.71lbs

WLL: 300kg (on 28mm attachment)
WLL: 40kg (on 16mm attachment)

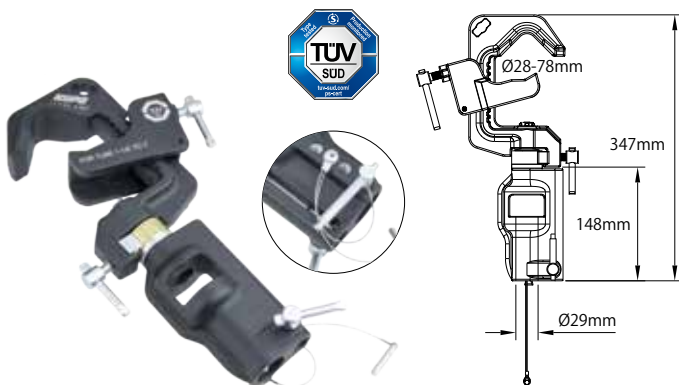


YOUTUBE
KUPU TV CLAMP
(KCP-100B)

KCP-100B T.V. Clamp **W** 1.61kg / 3.55lbs **↓ max** 250kg / 550lbs

The KCP-100B T.V. Clamp is a heavy duty casting C clamp and is supplied with a Tommy bar to improve grip. It ends in a 28mm(1-1/8") junior receiver. A collar ring on bushing is supplied for the safety linch pin to pass through the fixture spigot. There is a dedicated aperture in the clamp body for attaching the safety cable. This clamp works for round tube diameters from 22-54mm with load capacity of 250kgs. It is ideal to hang all types of luminaries in T.V. studios and theaters.

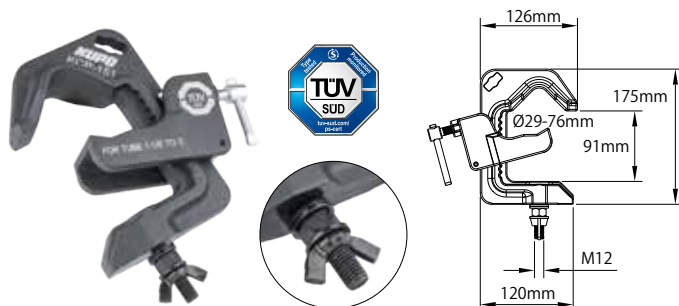
Designed with ratcheting jaw to fit wider tube range, these two pipe C clamps work for tube diameter from 28mm(1-1/8") to 78mm(3"). Manufactured from rugged gravity cast aluminum for greater load capacity. TUV certified for working safe.



KCP-150
Swiveling Pipe C Clamp w/ Universal Head

Manufactured from rugged gravity cast aluminum, the Kupo swiveling pipe C clamp works for pipe diameters from 28 to 78mm with load capacity 15kg (33lbs) or for 16mm attachment and 80kg (176lbs). The swivel device allows a pan adjustment of the fixture with ease and convenience. And the safety wire is built with the clamp to ensure this essential safety aid is always on hand.

W 1.6kg / 3.52lbs **↓ max** 15kg (16mm) / 33lbs **↓ max** 80kg (28mm) / 176lbs

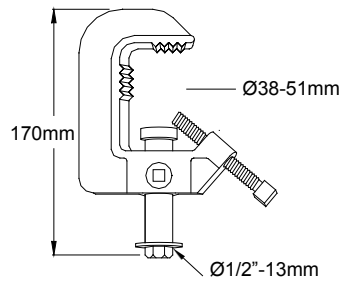


KCP-151
Ratcheting Jaw C Clamp w/ M12 Bolt & Nut

Also manufactured from rugged gravity cast aluminum, Kupo KCP-151 Swiveling "C" Clamp comes with M12 screw and wing nut instead of universal head. The C clamp works for pipe diameters from 28 to 78mm with load capacity 110kg (242lbs).

W 1.07kg / 2.36lbs **↓ max** 110kg / 242lbs

Note: When using c-clamps care must be taken to not over-tighten the pipe bolt which affixes the clamp to the batten. If this bolt is over-tightened, it can easily dimple or "drill" into the batten, seriously compromising the strength of the batten. A finger tight plus half turn with the wrench is all that is required.

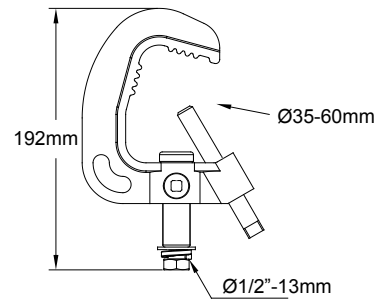


C-06

Heavy Duty Iron Casting Clamp

W 0.87kg 1.92lbs **max** 100kg 220lbs

The old C clamp or pipe clamp is designed for most hanging applications. Intended for use with 1-1/2" to 2" O.D. iron pipes in theaters. 2-1/2" long steel shaft with 1/2"-13 yoke bolt and washer. A square head pan set screw allows you to rotate the fixture. Comes in black powder coat finish.

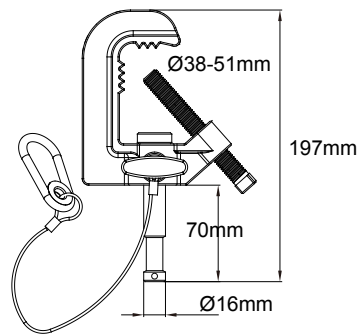


C-06T

Titan Iron Casting Clamp

W 1.25kg 2.75lbs **max** 100kg 220lbs

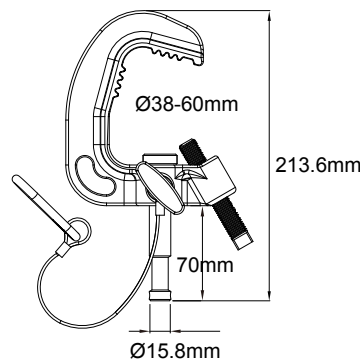
Designed to fasten luminaries to a tube or pipe of outside diameter 1-1/2" to 2-1/2" (35mm-60mm). This iron casting clamp is durable to hold a payload up to 220lbs (100kgs). Comes with 3-1/2" steel long shaft and 1/2"-13 bolt & washer. Main body has a bonding position to safety wire to anchor.



C-16 Baby Pipe Clamp

W 0.95kg 2.09lbs **max** 100kg 220lbs

It is identical to old C clamp but has a 16mm baby stud. The collar on the top of the baby pin keeps it safe for pan adjustments of luminaries while the knob of the clamp is loosened. The safety wire is also built with the clamp to ensure this essential safety aid is always on hand.



C-26 Titan Clamp w/ 16mm Baby Pin for Tube 60mm

W 1.2kg 2.65lbs **max** 100kg 220lbs

Equipped with a 16mm baby spigot for most of TV/Studio luminaries, this clamp fits the tube with diameter up to 38mm-60mm. Short-handle tommy bar prevents the handle from getting stuck with luminaire while in operation. Made of iron casting. Sturdy and durable. Safety cable is supplied as standard part.

TELESCOPIC HANGERS

The Kupo telescopic hanger family features a quick release clamp allowing the user to quickly and securely suspend a lighting fixture or other equipment overhead for an unobstructed floor area. Constructed by quality steel with a superior chrome plated surface treatment for lasting durability. A stirrup head is on the end of the telescopic hanger designed for those lighting fixtures with clamps mounted on the head directly. A universal adapter is also available on the hanger for those lighting fixtures with a junior pin securely mounted on telescopic hangers. Safety pins for both versions are equipped to prevent the riser from slipping. A full range of telescopic hangers are supplied from lengths 3 to 10 feet (91.4cm-304.8cm) to meet all industrial requirements.



Stirrup Head: Dia. 40mm Baby pin: 5/8" (16mm)



YOUTUBE TELESCOPIC HANGERS

PATENTED

Quick Release Clamp allows user to Quickly and Securely Suspend a Lighting Fixture Overhead for an Unobstructed Floor Area.



Stirrup head



YOUTUBE KUPO TELESCOPIC HANGER W/ STIRRUP HEAD



Universal head



YOUTUBE KUPO TELESCOPIC HANGER W/ UNIVERSAL HEAD

KTHS-0306 Short Telescopic Hanger w/ Stirrup Head

L 91.4cm 3 feet	H 182.8cm 6 feet	W 5.3kg 11.7lbs	T 40kg 88lbs
---------------------------	----------------------------	---------------------------	------------------------

KTHS-0408 Medium Telescopic Hanger w/ Stirrup Head

L 121.9cm 4 feet	H 246.8cm 8 feet	W 6kg 13.2lbs	T 40kg 88lbs
----------------------------	----------------------------	-------------------------	------------------------

KTHS-0510 Long Telescopic Hanger w/ Stirrup Head

L 152.4cm 5 feet	H 304.8cm 10 feet	W 6.7kg 14.8lbs	T 40kg 88lbs
----------------------------	-----------------------------	---------------------------	------------------------

KTHU-0306 Short Telescopic Hanger w/ Universal Head

L 91.4cm 3 feet	H 182.8cm 6 feet	W 5.3kg 11.7lbs	T V
---------------------------	----------------------------	---------------------------	------------

- Baby pin (16mm spigot) max load: 10 kg / Junior receiver (28mm socket) max load: 40 kg
- Linch Pin is attached with safety wire.

KTHU-0408 Medium Telescopic Hanger w/ Universal Head

L 121.9cm 4 feet	H 246.8cm 8 feet	W 6kg 13.2lbs	T V
----------------------------	----------------------------	-------------------------	------------

- Baby pin (16mm spigot) max load: 10 kg / Junior receiver (28mm socket) max load: 40 kg
- Linch Pin is attached with safety wire.

KTHU-0510 Long Telescopic Hanger w/ Universal Head

L 152.4cm 5 feet	H 304.8cm 10 feet	W 6.7kg 14.8lbs	T V
----------------------------	-----------------------------	---------------------------	------------

- Baby pin (16mm spigot) max load: 10 kg / Junior receiver (28mm socket) max load: 40 kg
- Linch Pin is attached with safety wire.


KTHU-0712 Extra Long Telescopic Hanger w/ Universal Head

L 233.4cm 7 feet	H 400cm 12 feet	W 7.0kg 15.4lbs	T V
----------------------------	---------------------------	---------------------------	------------

- Baby pin (16mm spigot) max load: 10 kg / Junior receiver (28mm socket) max load: 40 kg
- Linch Pin is attached with safety wire.



Quick action clamp for rigging on tube size from 25-55mm.



Push to lock



Press to release




Safety pin

Kupo Lightweight telescopic hangers are made of solid steel with matt black powder coated finish, designed for mounting with lightweight fluorescents, LED lights or any lighting fixtures less than 15kg(33lbs) weight. Features a safety wire equipped on the column to avoid the iron casting clamp unexpectedly dropping off and the quick release ball safety pin is also equipped to prevent the riser from slipping. The iron casting clamp used for pipe from 1-1/2”(35mm) to 2-1/2”(65mm) O.D. and the collar on the top of telescopic hanger keeps it safe for pan adjustment while the knob of the clamp is loosened. The stirrup head on the end of the telescopic hanger is for those lighting fixtures that come with clamps that can be mounted on the hanger directly. Any lighting fixtures equipped with 5/8”(16mm) baby receiver can be mounted on the baby pin on the end of the telescopic hanger.



Stirrup Head: Dia. 40mm



Baby pin: 5/8” (16mm)

KLHS-0103

Short Lightweight Telescopic Hanger w/ Stirrup Head

53.3cm 1.5 feet	91.4cm 3 feet	3kg 7.62lbs	15kg 33lbs
--------------------	------------------	----------------	---------------

KLHS-0204

Medium Lightweight Telescopic Hanger w/ Stirrup Head

68.8cm 2 feet	121.9cm 4 feet	3.6kg 7.92lbs	15kg 33lbs
------------------	-------------------	------------------	---------------

KLHS-0306

Long Lightweight Telescopic Hanger w/ Stirrup Head

91.4cm 3 feet	182.8cm 6 feet	4kg 8.8lbs	15kg 33lbs
------------------	-------------------	---------------	---------------

KLHB-0103

Short Lightweight Telescopic Hanger w/ Baby Pin

53.3cm 1.5 feet	91.4cm 3 feet	2.5kg 5.5lbs	15kg 33lbs
--------------------	------------------	-----------------	---------------

KLHB-0204

Medium Lightweight Telescopic Hanger w/ Baby Pin

68.8cm 2 feet	121.9cm 4 feet	2.8kg 6.16lbs	15kg 33lbs
------------------	-------------------	------------------	---------------

KLHB-0306

Long Lightweight Telescopic Hanger w/ Baby Pin

91.4cm 3 feet	182.8cm 6 feet	3.2kg 7.04lbs	15kg 33lbs
------------------	-------------------	------------------	---------------



Quick release ball safety pin prevents the riser from slipping.



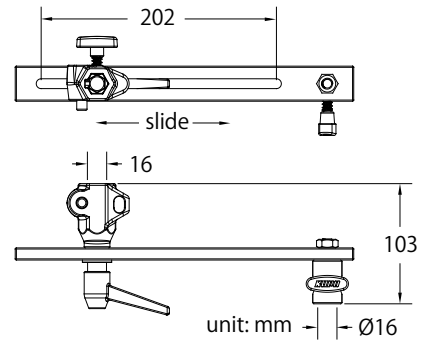
Safety wire equipped on the column to avoid clamp unexpected drop-off.



1/4"-20 female thread on the top of 5/8” (16mm) baby pin.

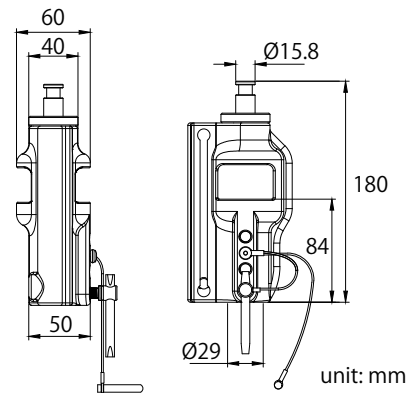


The collar on the top of the telescopic hanger keeps it safe for pan adjustment while the knob of the clamp is loosened.



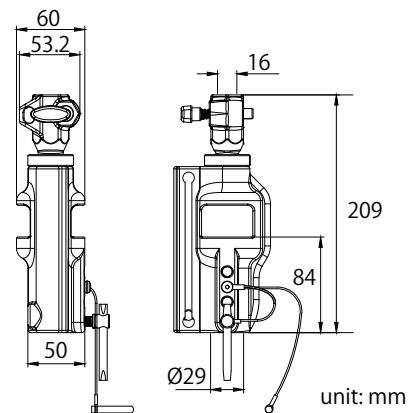
KS-210 Balance Adjustment Bracket **W** 0.4kg / 0.88lbs

Designed to be fitted between pantograph and unbalanced lighting fixtures with a baby receiver (16mm socket). A ratchet handle makes adjustments easy to allow the pantographs to work properly in a tight space.



KS-212 Spigot Adapter 5/8" M to 1-1/8" F **W** 1.6kg / 3.52lbs **↓** 100kg / 220lbs

Made of aluminum casting, this spigot adapter features a 5/8"(16mm) baby stud on one side and a 1-1/8"(28mm) junior receiver on the other. Primarily designed for attaching fixtures or accessories that comes with a 1-1/8"(28mm) Junior spigot. And safety wire is built with the clamp to ensure this essential safety aid is always on hand.



KS-214 Spigot Adapter 5/8" F to 1-1/8" F **W** 1.6kg / 3.52lbs **↓** 100kg / 220lbs


Made of aluminum casting, this spigot adapter features a 5/8"(16mm) baby receiver on one side and a 1-1/8"(28mm) junior receiver on the other. Primarily designed for attaching fixtures or accessories that comes with a 1-1/8"(28mm) Junior spigot. And safety wire is built with the clamp to ensure this essential safety aid is always on hand.



KS-215 & KS-215B Dia.50mm Stirrup Head


Made of 5mm thick gauge aluminum alloy and welded with Dia. 50mm tube, this stirrup head is designed for mounting lighting fixtures with clamp or coupler. Dia. 12.5mm hole on the bracket for attaching telescopic hanger or drop pole. Available in black and silver paints. Load capacity 100kg

The pole-operated yoke is a custom part to replace the light's existing yoke and have the light controlled from below. Fitted with two cups that control tilting and panning, the yoke enables user to make the adjustment on the ground with a telescopic operating pole. The pole-operated yoke is equipped with a 28mm junior spigot for mounting to a clamp.



Model-A

Model-B



A junior spigot is supplied for fitting to a clamp or 28mm receiver.



Pan and tilt adjustment is carried out by worm gear mechanical design.



A

B

Adjustment via a telescopic operating pole from the ground staff.




A

B

Blue cup adjusts the pan (left or right).
White cup adjusts the tilt (up or down).



**YOUTUBE
KUPO POLE
OPERATED YOKE**



Pole-operated yoke is a customized part as the light's dimension varies from each brands.

Kupo Telescopic Operating Pole is made of aluminum alloy tube with black anodized surface finish. Constructed of four sections with three risers. While completely extended, it reaches 4M long for KCP-144, and 6.4M long for KCP-206. Each section comes with a quick-release clamp for easier lockup. Top hook helps to maneuver the panning, tilting and focusing of luminary mounted at high position in the studio. Top hook is interchangeable with L-shape top hook, made with a horizontal prolonged rod, for the control the lighting fixture effortlessly. Aluminum pole diameter 20, 25, 30, and 35mm.




Classic Top Hook



Spin-free connection between tubes is user-friendly, making the operation easy. Quick release tube clamp for instant lockup firmly.



Laser-engraved arrow helps to fast figure out the direction of top hook.

KCP-144 **W** 1.3kg / 2.87lbs
Telescopic Operating Pole (1.3M-4M), with classic top hook

KCP-206 **W** 3.0kg / 6.61lbs
Telescopic Operating Pole (1.9M-6.4M), with classic top hook



Telescopic operating pole is used to control the lighting fixture mounted high at the studio.



KS-211
L-Shape Top Hook for Telescopic Operating Pole

With an extra L hook to adjust barndoor or fixture pan by pulling yoke directly. It is interchangeable with the classic top hook.

KUPOLE

The Kupole is an extremely versatile support and only takes a moment to set-up without any tools, all with the simple flip of a handle. This unique product allows you to setup collapsible rigging, background support systems, lights, accessories, shelving, etc.



The Kupole Family consists of spring loaded 2-section aluminum poles, the largest of the 3 sizes available extends to over 12' (370cm) in height! The unique spring locking expansion system locks the Kupole between the ceiling and the floor, or two walls, resulting in a quick, non-permanent mounting solution that only has a footprint of two inches in diameter! This unique product allows you to setup collapsible rigging, background support systems, lights, accessories, shelving, etc. The Kupole is an extremely versatile support and only takes a moment to set-up without any tools, all with the simple flip of a handle.

- Deluxe aluminum casting handle incorporates a safety lock.
- It can be used in vertical or horizontal support of lighting or backdrop.
- 2 adjustable settings for a variable tension adjustment.
- Manufacturing in pole dia.45mm and 40mm and three overlapping sizes up to 370cm.
- Both silver anodized and black powder coated finish are available.



YOUTUBE
KUPO KUPOLE (KP-L2137LB)

Kupole extension is made with a solid aluminum tube and is easy to set up. Simply insert the narrow end of the Kupole after removing the spring-loaded tube and you'll have more reach capability for that higher ceiling or farther wall.



KP-L2137BD

Weight: 2.85kg(6.3lbs)
Extends from 210cm(83")
to 370cm(145")

KP-M1527BD

Weight: 2.45kg(5.4lbs)
Extends from 150cm(59")
to 270cm(106")

KP-S1017BD

Weight: 2.0kg(4.4lbs)
Extends from 100cm(39.4")
to 170cm(67")



KP-L2137PD

Weight: 2.85kg(6.3lbs)
Extends from 210cm(83")
to 370cm(145")

KP-M1527PD

Weight: 2.45kg(5.4lbs)
Extends from 150cm(59")
to 270cm(106")

KP-S1017PD

Weight: 2.0kg(4.4lbs)
Extends from 100cm(39.4")
to 170cm(67")



YOUTUBE
KUPOLE EXTENSION
(KP-X15P/B
& KP-X20P/B)

**KP-X15P
KP-X15B**

Weight: 0.53kg(1.2lbs)
Dia.: 40mm
Length: 1.5m(59.1")

**KP-X20P
KP-X20B**

Weight: 0.7kg(1.5lbs)
Dia.: 40mm
Length: 2.0m(78.7")



Safety lock



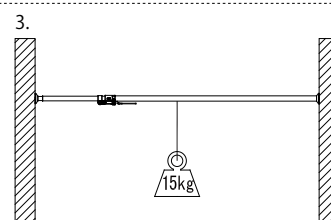
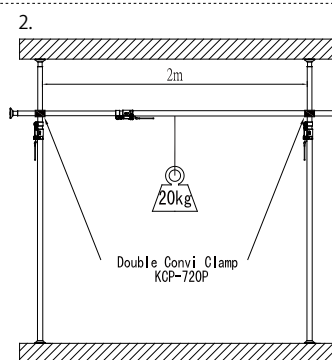
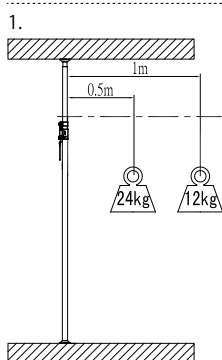
Adjustable setting



Spring cushion



Horizontal for lighting



Loading limits

- Picture 1&2 are valid for using with rigid floor and ceilings, and with the rubber pad attached on the rubber cover.
- Picture 3 is valid for operating with rigid wall to wall, and with the rubber pad attached on the rubber cover.

Assembling Kupo background support accessories with Kuploes and Convi clamps can easily create your own background system for shooting without any tools. It is very simple, reliable, and flexible to meet your requirements for a paper roll background system in the studio or on location.



YOUTUBE
KUPU BACKGROUND
PAPER DRIVE SET (KP-DS01)



KP-DS01 Background Paper Drive Set **W** 1.1kg 2.4lbs

Kupo Background paper drive set is a pair of adapters that expand and lock securely inside the core of a roll of seamless paper. One adapter has a plastic cog that accepts a plastic drive chain so that you can adjust the length of your background comfortably and a tension control so the background doesn't unroll by itself due to gravity. The flexibility of this adapter can fit to 46mm-78mm dia. tube size. (The plastic chain and chain weight are included)



KP-KS01 Single Hooks **W** 0.5kg 1.1lbs

The hook set is designed for the paper drive set holder which connects with a pair of Clamps. (Set of 2)



KP-KS03B (Black) Plastic Chain w/ 3.5M Length

Plastic Background Driving Set Chain is a replacement plastic chain with 3.5M (137") length for the background Paper Drive Set. Different colors of chains are designed for easy color identification of different color paper rolls which are used on the Triple hooks. Weight: 226.8g (0.5lbs)



YOUTUBE
KUPU TRIPLE HOOK
SET FOR BACKGROUND
PAPER DRIVE (KP-KS02)

KP-KS02 Triple Hooks **W** 2.4kg 5.3lbs

The same function as KP-KS01 but can accept three paper drive sets to support three rolls of seamless paper. It can also be mounted on a wall with screws or bolted to a pair of Convi clamps. (Set of 2)



Metal made clip included for bottom support secured to the bracket by screws.



Screws included for mounting on Convi clamp.



Drywall anchors included for wall mounting.



Tube in the paper roll

KP-X245P Aluminum Tube

The Background Aluminum Tube is equipped with an aluminum solid core which allows you to assemble two sections of the tube quickly and securely with an Allen key. The aluminum tube is designed for sliding into the seamless paper roll to connect between the paper drive set and a paper roll to prevent the paper roll from being bent because of gravity. The tube size is dia.50mm with 2.75M (9') length.



With chain

KP-KS04 Chain Weight **W** 272g 0.61lbs

This is a replacement chain weight to keep the plastic chain straight toward the ground. (Black)



KD-B003

Bubble Spirit Level w/ a Rubber Segregated Latch

The leveler comes with the flexible rubber segregated latch for easily wrapping around any pole from 1"(25.4cm) to 2"(50mm) in diameter and locks into place in seconds. The integrated bubble helps to determine if the pole is in an upright position for backgrounds or display.



KD-C40P Owl Clip (For tube size: 40 to 50mm)

KD-C25P Owl Clip (For tube size: 30 to 35mm)

Owl cable clips are designed to hold the power cable along with the lighting stand or a round tube. It is made of durable, flexible, one piece injection PC, molded with a low-key transparent finish. The cable clips accommodate two O.D. 10mm and one O.D. 6.5mm wires throughout. Reusable and easy to mount onto 40-50mm tubes with one hand. Allows organizing and routing wires in any way you want. Standard package is 4 units per bag.




KD-B001

Bubble Level Clamp Tube from 40 to 45mm

KD-B002

Small Bubble Level Clamp Tube from 30 to 35mm

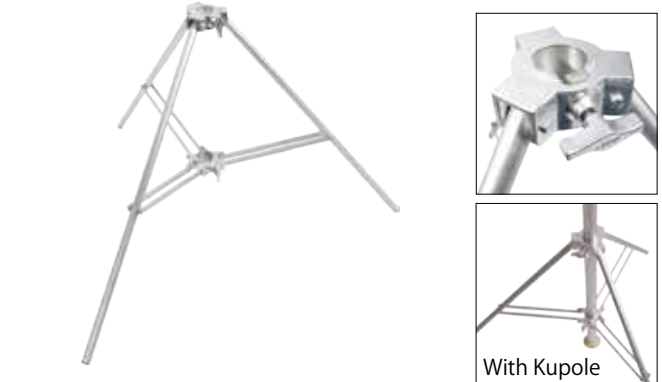
Multi function bubble level is designed for Kupole or any tubes with 25 to 35mm or 40 to 45mm O.D. for effortless alignment. Added two cable clips accepting 6 and 10mm O.D. cables. Magnet is also equipped and makes it easy to store or attach to any ferrous metal.



KD-M01P LCD Monitor Arm

W 2kg 4.41lbs | 8kg 17.6lbs

Designed for mounting LCD monitor on tube size dia. 40-50mm with the steel clamp and wheel handle. VESA mount points 75 x 75mm are drilled on the square black panel and 100 x 100mm is also available when fitted with the standard accessory.



KD-B126P Kupole Base

The Kupole base is designed to a convert Kupole to a conventional stand whenever the ceiling is higher than 12'(3.6M) or a free-standing background is needed. The center base accepts 45mm diameter tubes. Leg diameter: 22mm with 126cm(49.6") footprint. Just remove the bottom rubber cover, slide into the tripod base then put the cover back.



KD-R46P

Kupole Ceiling Mount

Aluminum made mounting adapters which are designed for ceiling mounted, bolted to the floor, or used as a complete floor-to ceiling installation. The round plate is measured 8cm in diameter comes with 3 through holes allows to be permanent mounted on ceiling or floor with Kupole.

KD-R47P

Kupole Floor Mount



KD-R48P Kupole Disc Base

This is a sturdy 19"(48.3cm) diameter and 12kg weight round metal base for Kupole. Use them for a clean streamlined look and ideal for visual merchandizing or displays.

KUPOLE ACCESSORIES

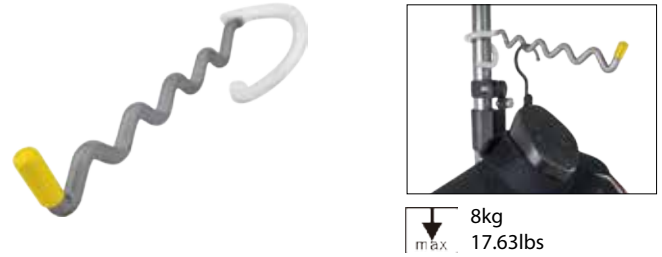
Made by rugged steel with elegant powder coating surface treatment, the handy curved hook can be mounted on the Kupole in a snap by simply wrapping around it. Features non-slip rubber on each end ensuring it will not slip down and keeps it in place. Perfect for hanging on any lighting, video or photography equipment that weights less than 8kg(17.63lbs)



8kg
max 17.63lbs

KD-A001 Steel Hook For Tube Dia. 4cm

KD-A002 Steel Hook For Tube Dia. 4.5cm



8kg
max 17.63lbs

KD-A003 Steel Faceout For Tube Dia. 4cm

KD-A004 Steel Faceout For Tube Dia. 4.5cm



YOUTUBE
KUPO KUPOLE
GUITAR HOLDER
(KD-A005 & KD-A006)

KD-A005 Guitar Holder Tube Dia. 4cm

KD-A006 Guitar Holder Tube Dia. 4.5cm



KD-C50P Kupole Suspended

Ceiling Adapter
Designed for connecting Kupole
from a drop ceiling frame with the
equipped adapter.



KD-T50P Kupole Adapter

Weight: 0.55kg
Fits tube size from 48-51mm OD.
It connects the Kupole with the Truss.



KP-SP02

Top Rubber Cover

KP-SP03

Bottom Rubber Cover

KP-SP04

Top Rubber Cover

KP-SP05

Bottom Rubber Cover

KP-SP01

Rubber Pad

This metal made bike fixture features an angle-adjustable locking system which allows to keep bike in three different position. The mobility of hooks allows to fit for all bike size and frame styles. The hanging cradles are coated in soft plastic to prevent scuffs and other damage. It has to be mounted on the pole with Donut (KD-900 included) to keep your bike off ground.



KD-935P


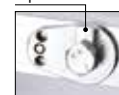
Polish Bicycle Fixture

- 42cm W x 12.7cm D x 11.6cm H
- Mounting on KD-900, KD-C05

15kg
max 33.07lbs



Upward





KP-KS05 Background Baby Hook (Set of 2)

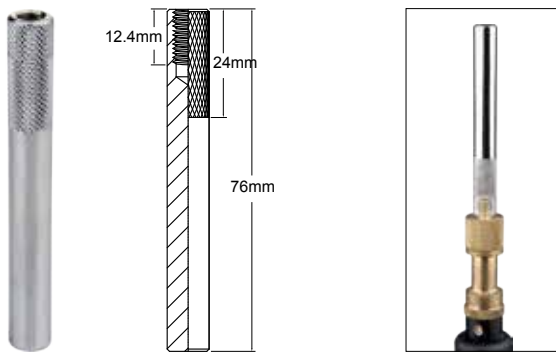
The hook is built with sturdy steel and anti-reflection black painting. This is designed to attach the background paper drive set on the hook and easily connect a 16mm(5/8") stud on the top riser of a light stand. The unique design of 28mm OD can also be inserted into a 28mm receiver after removing the knobs for the universal top head. In addition to the background paper drive set, the V shape hook can also accept a pipe size from 19-25mm as the axis for supporting the paper roll.



in 16mm baby stud



in 28mm junior receiver



KP-KS06 1/4"-20 Thread 3/8" Stud For Stand Top

Easily screw the stud onto any top stand. Comes with 1/4"-20 threaded male. Keep any background crossbar with 3/8" mounting holes at each end mounted on the stand. A great way to convert your existing light stands into background holders and deal with run-and-gun setups and lighter backdrops.

W 45g
0.11lbs



YOUTUBE
KUPO BACKGROUND
PAPER STAND SET (223K)



123B Telescopic Pole **W** 272g
0.6lbs

3 section aluminum made telescopic pole is adjustable from 112cm(44") to 298cm(117.3") by the twist-lock telescoping mechanism. The holes at each end of the pole can be neatly and securely mounted on the stand tops.

The Kit Includes:

1. 3-Section Aluminum Telescopic Pole x 1 pcs
2. Midi Click Stand w/ Air Cushion x 2 pcs (080AC)
3. Mini Spring Ali Clamp x 2 pcs (KCP-350B)
4. Carrying Bag x 1 pcs

223K Background Paper Stand Set **W** 4.5kg
9.9lbs **↓** 10kg
22lbs **h** 105cm
41.3"

Ideal for easy set up for a background paper or any other background material with a compact size kit. Included in the set is a 3-section telescoping pole designed to support paper rolls up to 9' in width. The pole length is adjustable from 112cm(44") to 298cm(117.3") for better storage and transportation. Each end of the telescopic pole is equipped with a universal female tap which fits most standard light stands. Built from solid aluminum which makes the tube strong and it will never get bowed.

Two Midi Click stands w/ air cushion are included for extending up to 243.84cm(8 feet). With 86cm(33.9") closed length and 1.3kg(2.87lbs) weight, it is ideal for traveling with a telescoping pole in the carrying bag. Meanwhile, two mini spring Ali clamps are included to hold the background in place.

KSJ-400P Kupo Demo Kit

An ideal portable display solution for the shop. Featuring the greatest flexibility and mobility to where the construction space or timeframe is limited, Kupo Demo Kit takes up less effort to build and presents a vibrant image to the shopper. This kit is constructed with two height-adjustable aluminum tubes with a superior and fine anodized surface. Mounted on the heavy-duty steel disc base and connected firmly to other components, the tubes hold steady, making the structure movement-free. Slat panels or shelves can be adjusted quickly to lower or higher positions by sliding the donuts on the tube and locking up securely. With this kit, showcasing the products neatly is a no brainer.



YOUTUBE
KUPO DEMO KIT (KSJ-400P)



KP-M1527PD



KD-772P



KD-500P



KD-900P



KD-910P



KD-943P



KD-990P



KD-R48P

Includes:

item number	Product description	QTY
KP-M1527PD	Kupole extends from 150cm to 270cm-silver	2 pcs
KD-500P	Aluminum slat panel 106cm W x 60cm L x 2cm T	2 pcs
KD-772P	Box Shelves 106cm W x 30cm D x 20cm H	2 pcs
KD-900P	Donut (3 way clamp)-silver clamp tube from 40-45mm	14 pcs
KD-910P	Panel Holder -silver accepts material upto 0.8cm thick	2 pcs
KD-943P	Catalogue Shelf	1 pcs
KD-990P	L Bracket Shelf Holder, set of 2-Silver	1 set
KD-R48P	Kupo Disc Base Dia. 48.3cm	2 pcs

* Catalogues and displayed merchandise are not included.

This all metal cast aluminum clamp features a unique spring locking mechanism that allows you to instantly latch and release the locking collar around any tubing size from 1" to 1-3/4"(25 -35mm) in diameter. Just a quick turn of the tension handle to secure it in place and you're ready to mount any light fixture or accessory up to 66lbs(30kg) to light stands, scaffolds or Kupoles in a snap! The 3 Way Clamp has three recessed mounting locations distributed in 90 degree increments to accept a series of interchangeable accessories. The 4 Way Clamp is identical except it has four recessed mounting locations and can accept a larger tube diameter between 1-3/4" to 2"(35-50mm).



KCP-930P
3 Way Clamp
for 25mm to 35mm tube

W 268g 30kg
9.44oz max 66lbs



YOUTUBE
KUPO 3 WAY CLAMP
(KCP-930P)




YOUTUBE
KUPO 4 WAY CLAMP
(KCP-950P)

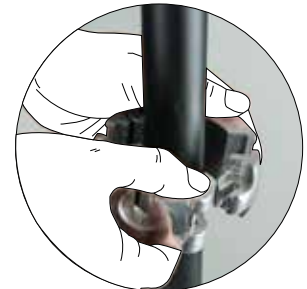


KCP-950P
4 Way Clamp
for 35mm to 50mm tube

W 358g 30kg
12.64oz max 66lbs



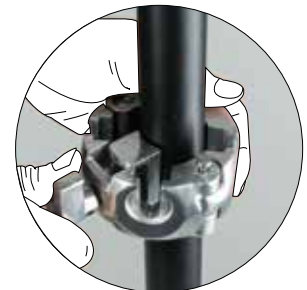
1



2



3



4



Brake pad



Release button



Mounting location

Application:



3 Way Clamp




4 Way Clamp





YOUTUBE
KUPO 4" BABY STUD
FOR 4 WAY AND 3 WAY
CLAMPS (KS-091)



KS-091 Solid steel 5/8" baby stud (108mm long) **W** 100g
3.52oz

Constructed from solid steel with chrome plated surface treatment. This baby 5/8"(16mm) stud is designed for quickly attaching to any of the mounting locations on either the 3-way clamp or 4-way clamp in order to accept any light fixture or accessory with a baby 5/8"(16mm) receiver. The proprietary notch provides the stud with great mounting solutions that slide into one of the mounting locations or the baby receiver (16mm) of a Convi clamp and then is secured by turning the locking collar. The locking collar with slotted hole allows you to effortlessly tighten or loosen with a screwdriver.



YOUTUBE
KUPO 2/5" BABY STUD
FOR 4 WAY & 3 WAY
CLAMPS (KS-092)



KS-092 **W** 40g
1.42oz

Lightweight aluminum 5/8" Male Adapter. (total length: 66mm)




YOUTUBE
KUPO BABY 5/8"
RECEIVER FOR 3 & 4 WAY
CLAMP (KS-093)



KS-093 **W** 20g
0.7oz

Lightweight aluminum 5/8" Female Socket Adapter.



YOUTUBE
KUPO RIGHT ANGLE
STEEL BABY STUD FOR
3 WAY & 4 WAY (KS-094)



KS-094 **W** 0.45kg
1lbs

5/8"(16mm) steel made baby pin measures 12" in length bent to 90° that extends 6" from the Kupole.



KCP-620P **W** 90g
3.2oz

Lightweight aluminum Petite Clamp for 16mm (5/8") tube.



YOUTUBE
KUPO J HOOK
ADAPTER (KS-095)



KS-095 J Hook Adapter **W** 0.18kg
0.4lbs

A hardened steel accessory that is perfect for hanging strobe packs, HMI ballasts, or rigging background crossbars to light stands. Accepts Pipes that measure up to 2" in diameter.





YOUTUBE
KUPO FOAMCORE FORK
W/ BABY 5/8" (16MM)
STUD (KCP-610)

KCP-610 Foamcore Fork **W** 0.4kg
0.88lbs

Four pointed steel pins with black powder coating to mount on a foam core. Comes with a 5/8" baby stud. Designed to be stabbed into the side of the foam core, it can be mounted on a stand, grip head or Convi clamp.



With foam core

KCP-611 Foamcore Clamp **W** 0.5kg
1.76lbs

U-shaped steel holder with black powder coating to mount foam core. Comes with a 10 mm dia. chrome plated steel stud to connect with grip head. Two spike pins are attached with strings to securely attach the foam core through the holes drilled on the both sides and the bottom. For foamcore with 1" (2.54cm) thickness.



YOUTUBE
KUPO DUCK BILL
CLAMP (KCP-616)

KCP-616 Duck Bill Clamp (Platypus) **W** 890g
1.97lbs

Great for holding foamcore and breadboard with the quick set-up clamp. The steel baby stud welded on the clamp has an embossed neck design to be firmly fixed on the baby receiver or a Grip head.

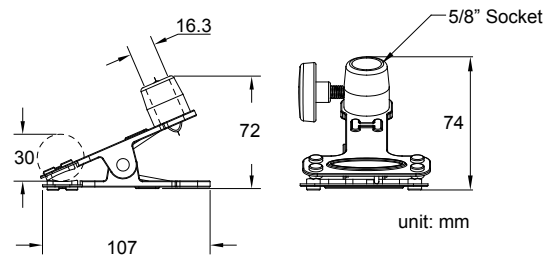


KCP-614 Adjustable Poly Holder **W** 2.5kg
5.5lbs

Adjustable poly holder is made of lightweight aluminum for the central tube and two durable extendable steel holders with an anti-reflection black powder coating. This is designed for any thickness of polyboard, or foamcore sheets from 91cm (3 ft) to 156cm (5 ft). The extendable clip equipped in the end of each holder is used to hold a polyboard parallel to the floor while the poly holder is in a vertical position. The central aluminum tube comes with a 14.5cm length steel baby pin with milled flat on one side for mounting securely on a C-stand through grip head KCP-200 . U-shaped handle is also fixed on the central tube to make it easy for moving or adjusting the angle of the poly holder.



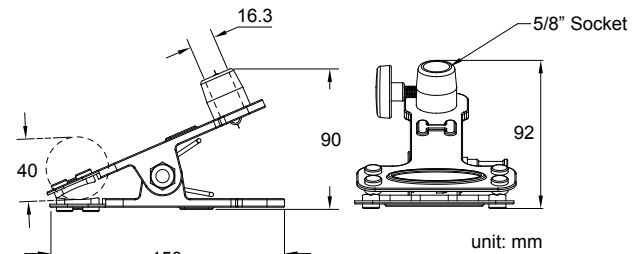
YOUTUBE
KUPO ALI CLAMP
(KCP-350 & KCP-360)



KCP-350 / KCP-350B Mini Ali Clamp - Polish / Black

W 0.11kg
0.24lbs

A compact clamp with 35mm clamping range similar to the Ali clamp but smaller. One of the most useful tools for a photographer, it can mount to the top of any lighting stand with a 5/8" socket or stud to hold props, reflectors and background drops or clip a small light fixture for tabletop shooting.



KCP-360 / KCP-360B Ali Clamp - Polish / Black

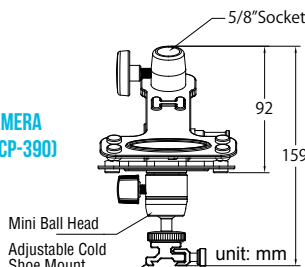
W 0.32kg
0.71lbs

A handy multi-purpose steel clamp which features three attachment methods: a spring-tension with rubber feet protection clamp which has a clamping range of 5-40mm, a 5/8" female socket and a 5/8" stud so it can mount into a lighting stand, Convi Clamp, Super Viser or Grip Head to hold reflectors, gels, foam cores or a flash securely in the studio and on location.



YOUTUBE
KUPO GRIP OFF CAMERA
SPRING CLAMP (KCP-390)

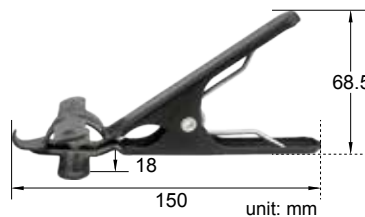
W 0.33kg
0.73lbs



The holes are designed for an umbrella

KCP-390 Off Camera Flash Spring Clamp

Constructed with solid steel the Ali clamp has a sturdy steel ball head for off camera flash light in a variety of situations. The clamp also comes with adjustable aluminum cold shoes which offer not only different size holders for flash lights, but also a more long-lasting operation than plastic ones. It's easy and convenient to attach the clamp to a plank or tube from 5-40mm with the strong spring steel equipped inside the clamp. The 16mm stud with 3/8" thread hole and the sockets attached with the clamp can be connected with light stands and an umbrella. Loading: 2kg (4.4lbs)




Clips easily

KCP-352B Small Spring Clamp

W 0.1kg
0.22lbs

The small spring clamp is built with rigid steel and has a superior black powder coating which is designed for mounting around the 4.6cm sections while holding paper, reflective material, backgrounds or light Gobos.



KCP-348 MultiClip

W 46g
0.1lbs

Constructed from solid steel material with black powder coating, KUPO Multiclip is a stacked pair of connected clips which are 10.8cm (4.25") in length and good for attaching a gel, reflector card, gobo, prop, leaf, etc., to a stand, branch or shelf. Double adjustable clips can be rotated to provide a desired position easily.

The C-47, or common wooden clothespin is probably the lightest weight and most inexpensive "clamp" you will ever find on set. The primary function of C-47 is to attach gel filters to the barn doors of hot lights. Wood is a good insulator and doesn't conduct heat very well so they are perfect for this application, whereas metal would easily transmit heat and plastic would melt. Also ideal for drying film and printing in the darkroom to use as clips (50 pcs per bag)



◀ Transfer to C74



KCP-347 Wooden Type C47 Clothespin

One of the most useful tools on a film or photo set is the Spring Clamp, also known as an A Clamp. Constructed from solid steel with PVC coated handles and tips. Features spring-operated pincers which allow a quick and easy mounting solution for many lightweight attachment needs. They come in three sizes; small(4"), medium(6"), large(9") and are great for clipping a reflector or bounce card to a stand or keep a roll of seamless paper from unrolling.



KCP-354 4" Steel Spring A Clamp Set

4" steel spring A clamp set (4 pcs) pvc coated handles & tips

KCP-356 6" Steel Spring A Clamp Set

6" steel spring A clamp set (4 pcs) pvc coated handles & tips

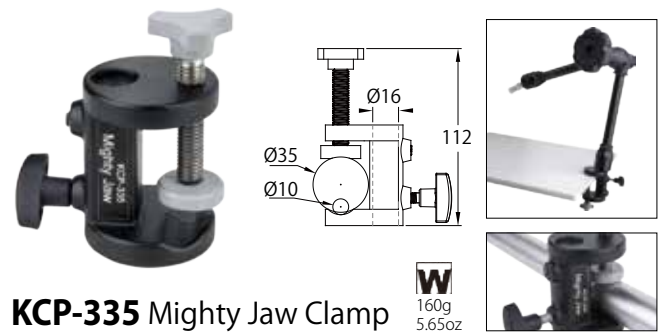
KCP-359 9" Steel Spring A Clamp Set

9" steel spring A clamp set (4 pcs) pvc coated handles & tips



KCP-330 Tiny Clamp **W** 60g 2.11oz

Steel tiny clamp is ideal for clamping a round tube from 2mm to 16mm. Thumbscrew and 1/4" male thread with locking ring is good for mounting a camera, radio transmitter and lightweight accessories.



KCP-335 Mighty Jaw Clamp

An ideal mini clamp which can be used in a variety of ways in the studio or on location. Constructed with lightweight and sturdy die-cast aluminum, Mighty Jaw can be mounted onto planks or tubes with sizes up to 35mm(1.38") with 1kg(2.2lbs) loading capacity. Features a 16mm(5/8") baby socket which can be connected with articulated arms to hold lighting, flags, gobos, cutters and a camera.



KCP-400 Square Clamp w/ Baby Receiver **W** 300g 10.6oz

Aluminum casting clamp with 5/8" baby receiver for attaching to 35 x 35mm square pipe.




KCP-420 Square Clamp w/ Baby Pin **W** 240g 8.5oz

Aluminum casting clamp with 5/8" baby stud for attaching to 35 x 35mm square pipe.

BAGUA MULTI FLASH BRACKET & FOLDING FLASH BRACKET

The BAGUA multi flash bracket provides photographers with full control for positioning speedlights, small strobes or LED's off camera. Constructed with lightweight aluminum 6061, the palm-sized design makes it ideal for storage and travelling. Features 8 cold shoe mounts which can hold 4 speedlites in different positions or 8 speedlites are available when the optional accessories are mounted. Also any adapter with a 1/4"-20 or 3/8"-16 thread mount can easily mount BAGUA to a stand or boom. With two built-in umbrella shaft holders and four additional softbox rod holders it allows you to have portable studio lighting without the hassle. Carry pouch with spring hook is included.

PATENTED



With Softbox



Carry pouch with spring hook is included.

KS-100 Bagua Multi Flash Bracket **W** 195g / 6.88oz

KS-100EA Extension Flash Adapter **W** 50g / 1.76oz

Optional aluminum made flash adapter which allows you to add more flash on the BAGUA. (Set of 4)

More features:

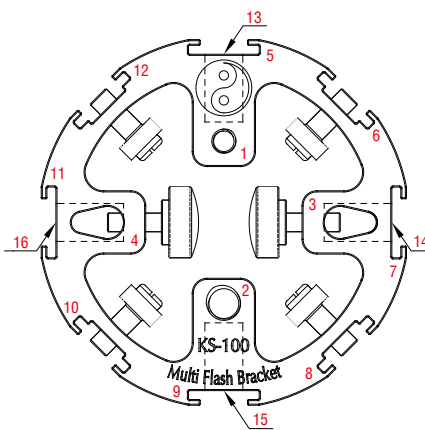
1. Plastic thumb screw has no electronic connection to a speedlite.
2. Precise mechanism offers the cold shoe with an easy mounting solution.
3. Two built-in umbrella shaft holders.
4. Four additional softbox rod holders for connecting with softbox.
5. Metal screw with ergonomic knob for less effort to tighten the umbrella shaft.



Plastic thumb screw has no electric connection to a speedlite.



Precise mechanism offers the cold shoe with an easy mounting solution.



YOUTUBE
KUPO BAGUA MULTI
FLASH BRACKET
(KS-100)



4 flash



8 flash

Drawings:

- (1): 1/4"-20 female thread.
- (2): 3/8"-16 female thread.
- (3), (4): Umbrella shaft holder.
- (5), (7), (9), (11): For extension flashlight adapter.
- (6), (8), (10), (12): For standard camera flashlight.
- (13), (14), (15), (16): Soft box rod holder.

The Dual L. Flash brackets are great tools for off setting your flash from your camera. They are lightweight and made with black anodized aluminum alloy for durability. The rotating L bracket can be fixed by the locking knob allowing portrait or landscape positions in a snap. Also features a baby (16mm) stud mounted on the flash bracket which offers a great mounting solution to those Off-Camera. Flash Head comes with a baby (16mm) receiver.




KS-109
Folding Flash Bracket w/ 5/8" (16mm) Adapter

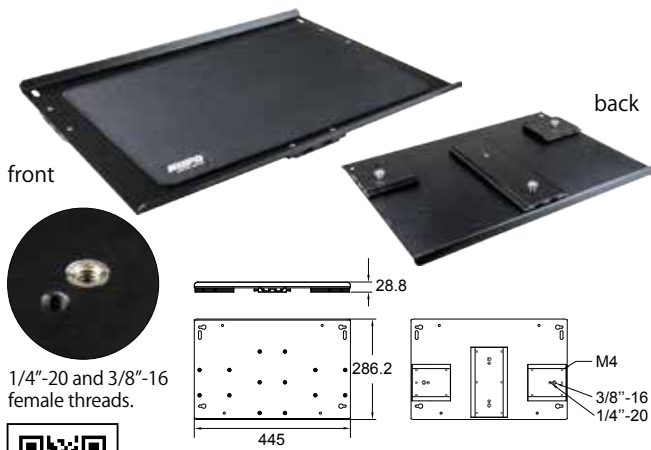
1 riser; two sections
Dia. 30mm, 25mm
Max Length: 37.8cm (14.8")

W 545g / 1.2lbs **L** 24.5cm / 11"



Mounted on stand with Baby Ball Head Adapter (KS-097)





1/4"-20 and 3/8"-16 female threads.



YOUTUBE
KUPU TETHERMATE
LAPTOP PALTEFORM
(KS-312B & KS-303B)

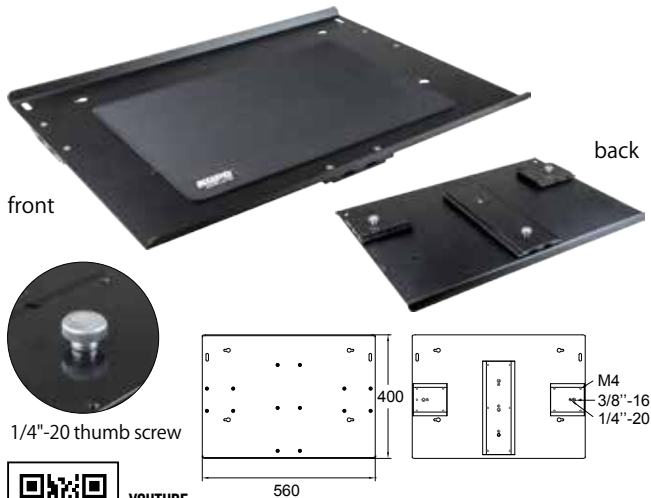
KS-312B Tethermate **W** 2.2kg / 4.85lbs
for Laptop 15" The 17.5 x 11.7"(445 x 286.5mm)

Tethermate for Laptop 15" is a portable aluminum plate for a laptop and offers a simple and portable solution for shooting direct to your laptop on location. Feature a 1/4"-20 and 3/8"-16 female threads on its underside to mount directly on tripod or any equipment that comes with 1/4"-20 and 3/8"-16 male threads. Three mounting slots under the portable plate make it a just a snap to connect additional accessories with the U-shaped sliding plate. The 1/4"-20 thumb screws are included to keep the U-shaped sliding plate in place. Thanks to the compact size it makes transportation and storage easy for the Tethermate.



CXFM03 L-Shaped Bracket

This stainless steel made L-shaped bracket offers a great support for mounting the Tethermate (KS-312B) on the Crox case (CX5219) with ease and convenience. By attaching fix mount to the groove inside Croxs and fix Tethermate (KS-312B) on it and mobile working table is available. (Set of 4)



1/4"-20 thumb screw

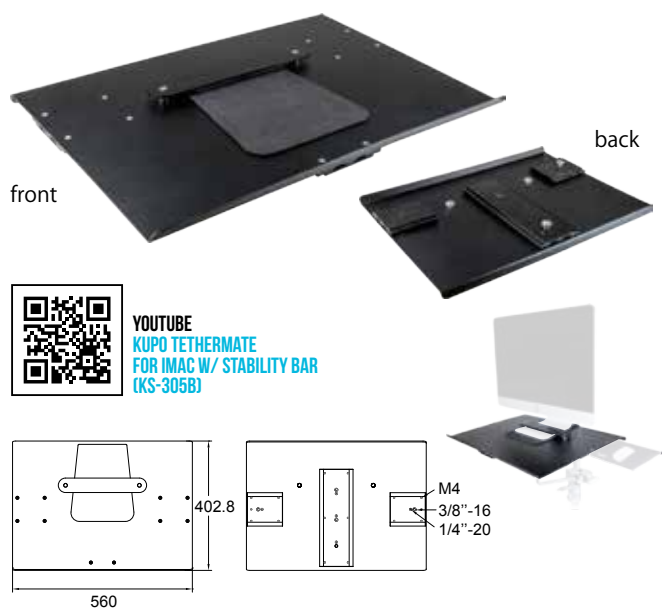


YOUTUBE
KUPU TETHERMATE
LAPTOP PALTEFORM
(KS-312B & KS-303B)

KS-303B Tethermate for Laptop 17" **W** 3kg / 6.62lbs

With the same function as Tethermate for Mac Book 15", but comes with larger size 22" x 15.7"(560 mm x 400 mm) which allows it to fit a Mac Book 17" and windows laptop 17".

- Features:**
1. Touch-fastener strap threads through holes for fastening objects on the plate securely.
 2. Round plate edge instead of sharp corners.
 3. Non-slip pad is included.



YOUTUBE
KUPU TETHERMATE
FOR IMAC W/ STABILITY BAR
(KS-305B)

KS-305B Tethermate for iMac **W** 3kg / 6.62lbs


The strong & lightweight aluminum platform with size 22" x 15.7"(560mm x 400mm) for Apple iMac & cinema display. Comes with a detachable metal stability bar and a non-slip padding to secure iMac base tightly. Under table with three mounting slots to expand other related accessories.



Kupo ball head adapter (KS-097) is recommended for mounting Kupo Tethermate on light stand which comes with 5/8"(16mm) baby stud or 1-1/8"(28mm) junior receiver.




YOUTUBE
KUPU TETHERMATE
ACCESSORIES (KS-306B,
KS-310B & KS-311B)



KS-306B Hard Drive Holder for Tethermate **W** 200g
7.05oz

The Hard Drive Holder features the U-shaped plate which can be effortlessly slid into the mounting slots under the table, offering a great storage solution for the external hard drive and takes up no space on the platform. The tunnel-shaped design brings great benefits to storing the hard drives effortlessly and provides efficient ventilation for cooling the hard drives. An extra strap also equipped in the holder keeps the hard drives always in place while it's tied up.




KS-315B Cup Holder For Tethermate **W** 200g
7.05oz

Very snug fit fitting to the Tethermate with built-in sliding tracks. The cup holder allows adding space to a cluttered desk and keeping you from accidentally spilling your drinks, also an ideal storage solution for tools, notes, pens and any other accessories with easy access.




YOUTUBE
KUPU TETHERMATE
ACCESSORIES (KS-306B,
KS-310B & KS-311B)



KS-311B Side Table for Mouse **W** 200g
7.05oz

Made of lightweight aluminum with black coating surface treatment, Kupo side table with mouse pad is specially designed for Tethermate which provides extra working space for your mouse. Dimension: 152mm (W) x 152mm (L).



KS-309 Mouse Pad Only **W** 95g
3.35oz

Side table mouse pad for tethermate featuring a steady rubberized base keeps mouse pad in place. Made of durable polyester construction comes with compact size which is perfect for Kupo side table. Dimensions: 152mm(W) x 152mm(L). Color: Black.



KS-304 Non-Slip Pad for Tethermate **W** 200g
7.05oz

Made of industrial grade non-slip rubber to stick items firmly on the pad and keep them securely mounted on your tether table. Temperature resistant material allows the pad to work under 80 degree C. Easy to clean with mild soap and water to renew stickiness of the pad. Size: 400mm(L) x 270mm(W) x 2mm(T).



KS-317 Data Cable Anchor Port

Constructed from sturdy powdered coated steel, the Kupo L-shaped data cable anchor port allows a data cable to be wrapped around through two holes which is 17mm in diameter for preventing the data port of a camera from damage. Two screws are included for easily attaching the anchor port under the tethermate making data port protection effortless.



YOUTUBE
KUPU TETHERMATE
ACCESSORIES (KS-306B,
KS-310B & KS-311B)



KS-310B Screen Sunshade **W** 900g
1.99lbs

The Kupo screen sunshade is the perfect solution for photographers and videographers who will view the laptop screen on location or studio. The sunshade is made of opaque fabric which keeps viewing area dark from bright lights and eliminates reflections or glare on the laptop screen. The flexible fabric which can collapse flat is ideal for storage and transportation. Foldable aluminum brace with thumbscrew knob also makes it easy to set up the sunshade on the Tethermate by means of the pre-punched holes. Inner size of sunshade is 42cm(L) x 25cm(W) x 24cm(H) provides a sufficient space for your laptop up to Mac 15".



Note Pad Size: 78 x 78mm
Tape Diameter: 25.4mm
Size: 359(L) x 216(W) x 32mm

KS-359B Pencil Tray for Tethermate **W** 350g
0.78lbs

Made by ABS plastic, the Kupo pencil tray is the perfect storage solution for your Tethermate with limited space. It is a rotating closed storage tray for pens, tape, paper clips, memo pad, rubber band, etc. It is easy to mount under your Tethermate with the U-shaped adapter. Free up workspace on your Tethermate with Kupo Pencil tray.



W 0.25kg
0.55lbs

KS-314B V-mount Battery Holder for Tethermate

Made by aluminum with black powder coating finish, the U-shape adapter allows to easy insert into the slot underneath the table. Features a V-mount plate equipped on the U-shape adapter allows you to firmly mount a V-mount battery on tether table while AC power in not available.



KS-600B Tether Arm **L** 600mm **W** 1.5kg
3.3lbs

Tether Arm is a handy and elegant solution to tethered shooting. The arm center comes with a 3/8" receiver, offering an easy mount on the tripod head as a crossbar. Two gliding platforms equipped with a 3/8" screw allows double ball-heads to mount for tethered shooting either with two cameras or camera/laptop. Plus, a fixed platform with a 3/8" screw at both arm ends allows mounting more than two items.



KS-188 Data Cable Anchor Adapter

Constructed by aluminum alloy with black anodized, the cable anchor adapter features grooves on the top designed for mounting the cables to prevent data port of camera from damage. It comes with a 1/4"-20 screw on the top for mounting this adapter on the tether table, and a 1/4"-20 screw hole in the bottom to add on related accessories.




With tripod & light stand

W 1kg
2.20lbs **max** 20kg
44lbs

KS-301B Table for Laptop & Projector

Constructed from sturdy and lightweight magnesium-aluminum alloy, this platform is designed for supporting a laptop, projector or monitor up to 20kg (44lbs) on a stand or tripod with the mounting adapter equipped underneath the platform. The non-slip rubber pad keeps items securely stuck firmly on the platform. Depth: 25cm (9.84") / Length: 35cm (13.78")



KS-302 Hard Drive Holder for Tethermate **W** 200g
7.05oz

Great Tethermate accessory which can be mounted directly under the table offering a great storage solution for an external hard drive that takes up on space on the platform. The tunnel-shaped design brings great benefits to putting the hard drivers effortlessly and provides efficient ventilation for cooling the hard drives. Extra strap also equipped in the holder keeps the hard drives always in place while it's tied up. (for KS-300B only)



KS-307 Multifunction Tray **W** 1.2kg
2.64lbs

Built by lightweight and sturdy aluminum, comes with 5/8"(16mm) receiver and a 1/4" & 3/8" female thread which can fit to light stands, tripods or any equipment. Comes with 1/4" or 3/8" male thread. With snap in right angle (KS-031) and Convi clamp (KCP-700). It can be used on any light stand or tripod to support items such as mobile phones, keys, batteries, generators, and cables off the ground.



YOUTUBE
KUPO DOUBLE
PLATE (KS-285)



for RC2



for ARCA



KS-285 Double Camera Plate w/ Data Cable Anchor Port for Both RC2 and ARCA **W** 80g 2.82oz

Constructed from sturdy and lightweight aluminum, the Kupo Double Plate is primarily designed to integrate both Manfrotto RC2 and Arca-Swiss mounts. Feature two smaller screws that act as bumpers which prevent the camera from sliding out accidentally while mounting on Arca-Swiss Ball head. The screws can be easily removed by hex tool when using this plate on RC2 ball head. The added anchor port of camera plate allows a data cable to be wrapped around for preventing data port from damage. Perfect mounting solution on the ball head for both Arca-swiss and RC2 quick release plate with data port protection.



EZ0810 Camera USB Port Protector

Molded hook-and-loop Velcro tie with a detachable plastic clip which ensures the plug stays in and the USB port is protected from damage when doing tethered shooting.



Dimension: 8mm (W) x 100mm (L)



WS-095 Screwdriver Slotted w/ T-Handle **W** 110g 3.87oz

Design for tightening or loosening virtually every camera tie-down screw made by OConnor, Sachtler, Cartoni, Panavision, Manfrotto, and others. Features an ergonomic T-handle shaped to fit the hand just right to put torque on the fastener to tighten or loosen. The sturdy chrome slotted steel is 50mm in length and provides great durability. The hardened blade with chrome plating is 13mm wide by 2mm thick.



CL-712 Portable LED Table Lamp **W** 320g 11.28oz

This portable LED table lamp is an ideal illuminating solution for your computer's keyboard on the tether table. The lightweight aluminum base and handy size makes it easy to locate on the table and move around. The flexible gooseneck arm and rotatable head also allows you to direct the light exactly where you need it. (3 x AA1.5V battery included).



357 Handheld Tripod w/ 1/4"-20 Male Thread **W** 210g 7.4oz

Made of Aluminum alloy, the handheld tripod provides simple and efficient stabilization effect is ideal for led video light, camera and camcorder. The folded length is 5.7"(14.5cm) allows you to easily slip it into any camera bag pocket. Three leg angle positions provide flexibility and enable shooting in cramped quarters or on irregular surface areas. With the standard 1/4"-20 screw it allows you to place the mini ball head with other heads or phone holder.



029 Handheld Stick 7.48"(19cm) to 23.2"(59cm) **W** 170g 6oz

Made of lightweight aluminum alloy, the handheld Gimbal & selfie stick features a length-adjusted rod from 7.48"(19cm) to 23.2"(59cm) allowing you to have a hand-held stabilizer for high & low angle video shooting. Comes with a standard 1/4"-20 male threaded on the top for Gimbal, ball head or mobile phone holders. A 1/4"-20 on the bottom of the stick for connecting tripod or any equipment that comes with 1/4"-20 female threaded.



Four M4 screws are included


Easy and instantaneous rotation from landscape to portrait.

KS-229

Monitor Mounting Plate w/ Baby Pin

W 190g
6.8oz

Constructed from lightweight aluminum with black surface treatment, the monitor mounting plate is designed for any monitor that comes with VESA mounting point 75 x 75mm (100 x 100mm). Features a fixed 5/8" (16mm) baby pin 3.95" (10cm) in length on the plate which is perfect for connecting with a grip head to position the monitor with ease and convenience.



Four M4 screws are included

Easy and instantaneous rotation from landscape to portrait.


KS-429

Super Knuckle VESA Mount Kit

W 300g
10.58oz **m4** 8kg
17.6lbs

The Super Knuckle VESA Mount Kit allows you to mount a monitor which has a VESA mounting point 75 x 75mm or 100 x 100mm on a C-stand or any light stand that comes with a 5/8" (16mm) baby stud. The unique design of sockets and ball heads offers the ability to interchange various components for mounting a monitor on a Super Convi clamp, Super Viser Clamp, Super Claw, Suction Cup and any equipment that comes with a ball which is 26mm in diameter.

The Kupo gas-spring articulating arm is an ergonomics interactive LCD Monitor VESA mount that allows effortless adjustment for viewing comfort on light stand or any equipment comes with 5/8" (16mm) baby stud. The quick-release VESA plate that enables to rig monitor on the arm easily and fits most screens 17" to 32" in size and 8kg (17.6lbs) in weight with VESA 75 x 75mm or 100 x 100mm mounting holes. The movable cable clamps also equipped keep the cables well organized that provides a neat appearance and safe working environment. Allen keys are also supplied for easy adjustments of tilt, pan and loading adjustments.



Full Motion

Place your displays landscape and portrait, 360° joint and 180° swivel, it's easily to share screen with others through the full motion function.



Detachable VESA Plate


1. Mounting your monitors is a simple process with detachable VESA bracket plate.
2. Step-by-step manual and the necessary tools & hardware for assembly are provided.

Weight Capacity: 3-8kg (6.6-17.6lbs)
 Rotation: 90° for portrait or landscape viewing (right & left)
 Colors: Silver
 Material: Aluminum Alloy
 Standard Mounting Mode: Light Stand with 5/8" (16mm) baby stud
 Optional Mount Mode: Convi clamp mounting adapter (KS-529) is available up on request
 Extension: 590mm at full extension
 Lift: 200-500mm
 Display Compatibility: VESA 75/100mm



KS-528 VESA Gas-spring Articulating Arm

W 3kg
6.6lbs **m4** 8kg
17.6lbs



W 150g
5.3oz

KS-529 Gas Spring Arm Adapter for Convi Clamp

CNC made aluminum adapter is designed for effortless connecting your gas spring arm for VESA mount (KS-528) with Super Convi Clamp that allows you to mount your gas spring arm on pole, stand or any tube from 5 to 51mm in diameter. (Super Convi Clamp is not included).




W 730g
1.61lbs

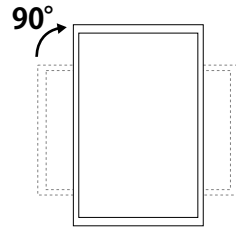
KS-529C

Half Coupler for LCD Monitor Gas-Spring Arm

A gas spring arm adapter is affixed on coupler is design for LCD monitor gas-spring arm (KS-528) to attach to dia. 2" tube (48~51mm). It comes with a T handle for comfortable grip and operation. Load capacity 8kg (subject to maximum working weight of KS-528).



100 x 100mm panel is included



KS-308 Monitor Arm w/ Baby Receiver

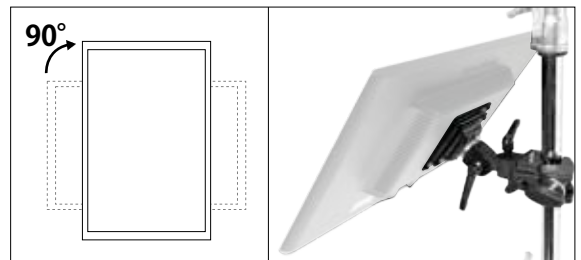
W 1.64kg / 3.6lbs **↓** 20kg / 44lbs

Easy and instantaneous rotation from landscape to portrait.

Features a baby receiver which can be mounted with an LCD monitor on the stand top or any mounting accessories with a baby pin. The two angle adjustable levers are easy for slight pan/ tilt movement. Standard VESA mounting point 75 x 75mm is drilled on the square black metal panel and an adapter to 100 x 100mm is also included. Set of cable clip can be mounted on the drilled hole with supplied screws keeping your cables organized. A 1/4"-20 female threaded and 3/8"-16 female threaded are drilled on the top of the baby receiver adapter for attaching any lighting, video or photo equipment.



100 x 100mm panel is included




Easy and instantaneous rotation from landscape to portrait.

KS-088 Monitor Arm w/ Hex Baby Pin

W 1.38kg / 3.05lbs **↓** 20kg / 44lbs

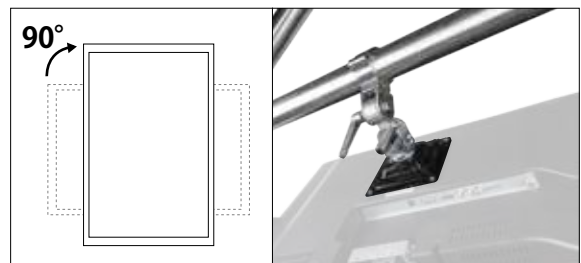
Same structure as KS-308 but designed for connecting an LCD monitor with Convi clamp by the knurled neck of the hex baby pin.



YOUTUBE
KUPO MONITOR
ARM WITH BURGER
COUPLER (KCP-879)



100 x 100mm panel is included



Easy and instantaneous rotation from landscape to portrait.

KCP-879 Monitor Arm w/ Burger Coupler

W 1.58kg / 3.5lbs **↓** 8kg / 17.6lbs

Features a burger coupler equipped on the monitor arm that allows you to mount an LCD monitor on Ø2"(48-51mm) truss effortlessly. Two ratcheting handles designed for easy slight pan and title movement. Standard VESA mounting point 75 x 75mm is drilled on the square black metal panel and an adapter to 100 x 100mm is also included.

VESA SCREEN TRUSS MOUNT

VESA screen truss mount is designed for a mounting monitor or television to a 30~40cm truss. With standard, VESA spacing both in 75mm and 100mm, this bracket provides a much space-saving and effortless solution for mounting VESA monitor or television to the truss. Made of 5mm thickness rolled steel, the bracket is extremely strong and robust for mounting the equipment. It comes with two slim half couplers for rigging the tube diameter 2" (50.80mm).

Features:

1. Compact and low profile
2. Made of 5mm robust steel
3. For VESA Spacing 75mm and 100mm
4. Suitable for common 30-40cm truss system
5. With two slim half couplers for attaching tube diameter 2"(50.80mm)



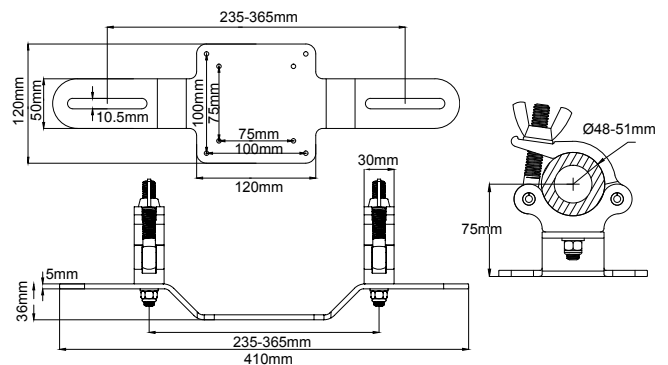
YOUTUBE
KUPO VESA SCREEN
TRUSS MOUNT (KCP-886)



Horizontal truss mount



Vertical truss mount



KCP-886 Vesa Screen Truss Mount

KS-512 Vesa Mounting Adapter 100 / 200

Fabricated of solid aluminum, this adapter easily helps you to expand standard VESA 75/100 mounting hole to larger spacing 100/200, for attaching flat TVs with such mounting spacing accordingly. Slim, lightweight and quick installation.



YOUTUBE
KUPO VESA MOUNTING
ADAPTER 100/200 (KS-512)



Features:

1. Expand VESA 75x75 and 100x100 to 200x100, and 200x200mm.
2. Made of aluminum alloy; set of 4 pieces.
3. Come with M8 Allen key bolts and M4 screws.
4. Suitable for KCP-886 and KCP-879.

KS-534 Vesa Mounting Adapter 300/400

This VESA adapter helps you to expand the standard VESA 75/100 mounting hole to larger spacing including 200, 300 and 400mm, making an easy way for large flat TVs to attach. Made of robust steel bar with black finish. Streamline, compact, and quick installation.



YOUTUBE
KUPO VESA MOUNTING
ADAPTER 300/400 (KS-534)



Features:

1. Expand VESA 75x75 and 100x100 to 200x300, 200x400, 300x300, 300x400, and 400x400mm.
2. Made of solid steel bar; set of 4 pieces.
3. Come with M8 Allen key bolts and M4 screws.
4. Suitable for KCP-886 (VESA screen truss mount).

UNIVERSAL TV TILT TRUSS MOUNT

Universal TV tilt truss mount provides the most versatile installation for a flat panel television. This TV truss mount is designed for accommodating large TV screens from 37" to 52", for rigging on 30/40cm truss system. It features 15 degree forward and backward viewing angle adjustments as well as side-to-side positioning after installation. Gliding the brackets on the wall plate groove and buckling up with the safety hook secure the installation firmly. The frame is made of heavy-duty metal with a durable power-coated finish with slim and low profile for tidy appearance.

Specification:

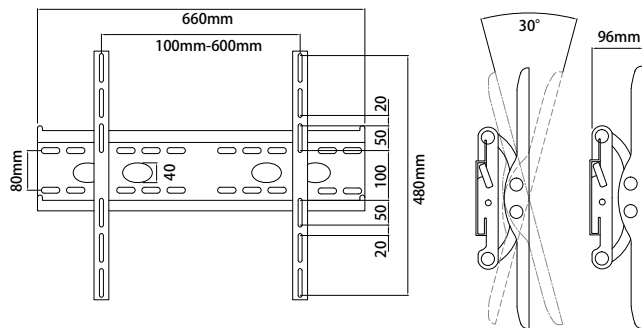
Suitable for 37" to 52" flat TV screens. / Load Capacity: 30kg
Tilt Adjustment: 0-30 degree (forward + backward)



Horizontal truss mount



Vertical truss mount



KCP-887 Universal TV Tilt Truss Mount

UNIVERSAL TV TILT STAND MOUNT

The combination of universal TV tilt truss mount and aluminum tubes & pipe fittings, this unique mounting hardware enables the user to put a flat TV screen together with a lighting stand without too much effort. Sliding pipe fitting is supplied with two knobs for making offset adjustment easily. The 28mm junior spigot is good for large lighting stands. Suitable for 37" to 52" flat TV screen.

Specification:

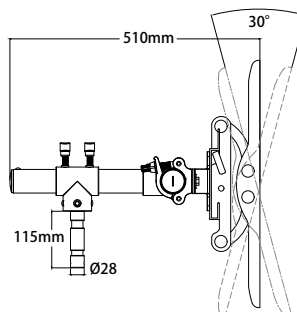
- 1. Load Capacity: 30kg
- 2. Weight: 9.5kg
- 3. Suitable for 37" to 52" flat TV screen
- 4. Tilt Adjustment: 0-30 degree (forward + backward)



Also feasible for attaching a lighting clamp to rig on the truss.



Universal TV Tilt Stand Mount sets a flat TV screen on 483T wind-up stand.



KCP-888 Universal TV Tilt Stand Mount



YOUTUBE
KUPO iMAC STAND
MOUNT ADAPTER (KS-580)



YOUTUBE
KUPO iMAC TRUSS
MOUNT CLAMP (KS-590)



KS-580 iMac Stand Mount Adapter **W** 0.41kg / 0.9lbs

This precision-machined aluminum adapter is specially designed for easy mounting of your iMac desktop computer (Compatible with 21" and 27" iMac models) on the light stand top which comes with a 5/8" (16mm) baby stud. The triangle plates are made with 4mm thick high-grade aluminum which can be securely attached to the iMac's cable pass-through hole with M6 bolts x 3 pcs (included). A 1/4"-20 female threaded and 3/8"-16 female threaded are drilled on the top 5/8" (16mm) baby receiver adapter for attaching any lighting, video or photo accessories. Comes with 1/4"-20 or 3/8"-16 male threaded. A simple yet reliable solution to mount your iMac.

KS-590 iMac Truss Mount Clamp **W** 0.61kg / 1.45lbs

Features a coupler for a 2" tube connected with the triangle plates which allows secure mounting of your iMac desktop computer (Compatible with 21" and 27" iMac models) on the truss system or any tube that comes with O.D. 50mm. The brushed aluminum finish melded with the look of an iMac, giving an attractive and functional set up.

Features:

1. Constructed from solid aluminum keeps your iMac safe and secure on light stand.
2. No need to remove the stand or modify the iMac to mount on the light stand top.
3. Mount Kit for Apple 21.5" and 27" iMac Display.



Anchor point

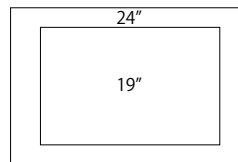


1/4"-20 female & 3/8"-16 female threaded.



YOUTUBE
KUPO iMAC STAND
MOUNT & TRUSS MOUNT
ADAPTERS
(KS-580 / KS-590)

iMAC is a trademark of APPLE INC.



KS-524 Non-VESA Monitor Conversion Bracket **W** 15kg / 33lbs

- Material: Plastic & Steel
- Fits size: 19"-24" Non-VESA Monitors

Constructed by heavy duty steel and sturdy plastic, the Kupo VESA Adapter Kit features a streamlined design for most Non-VESA screens easily converts to standard VESA pattern (75 x 75mm). The three adjustable arms can be extended to numerous positions to accommodate different sizes of LCD monitors from 19" to 24" monitors. The central round rubberized brake allows different thickness of LCD monitors to fit with the included Allen wrench.

Kupo Padmate is constructed by sturdy and durable plastic with a length-adjusted holder allowing you to attach an iPad (or 7" to 10" tablet) quickly and securely without damaging it. The innovatively designed panel has multi angle adjustments that offer optimal viewing and 360 degree rotation for any viewing orientation. The baby receiver (16mm) made by rigid steel with black electro-deposited is equipped on the end of panel and designed for universal connection which can be attached to standard lighting stand, articulated arm or any equipment that comes with a baby stud. Meanwhile, the detachable panel also makes it convenient to remove the iPad with holder from the panel which is connected with stands or arms while needed.



Baby receiver

Quick action panel

KS-510
Length Adjustable Holder for Tablet 7" to 10"

W 0.36kg
0.80lbs

Case Thickness: 0.04"(10mm)
Dimensions: 8.4 x 4.2 x 1"(18.5 x 10.5 x 2.54cm)
With iPad mini & iPad air / 360 degree rotation.



KS-520
Padmate Bracket for turning iPad to Video Camera

Y-shaped aluminum bracket with a 3/8"-16 and 1/4"-20 threaded in each side designed for mounting camera accessories for speedlite, video light, microphone or any accessories that come with 3/8"-16 or 1/4"-20 thread stud.

KS-520 camera light microphone-rear.



back

front

1/4"-20

Digital Lock with cable offers security solutions.

With KS-101 on the stand top.

With Max Arm and Convi clamp on table.

3 digital lock with 200 cm length cable is included.

▲ Rubber pad is firmly adhered giving the greatest protection from scratches.

KS-540 Tablet Security Holder **W** 290g
0.64lbs

Features a length adjustable tablet holder for 7"-10.1" tablets with a locking design which offers great mounting and security solutions. It's built with solid zinc alloy which provides lasting durability. 1/4"-20 screw hole is also equipped for connecting various accessories for more mounting solutions.
Thickness: 12mm / Lock cable dia. 4.4 x L: 200cm



Specification:
- Case Size: 248.2 x 199.1 x 30.7 (mm)
- Weight: 290g (10.23oz)
- Lock cable: Dia. 4.4cm x L: 200cm
- Fits VESA mount (75 x 75mm)

KS-550 Tablet Security Holder w/ Lock

The protective case is constructed from tough ABS case & foam padding for impact resistance for protecting your tablet from bumps or scratches. Features a locking mechanism which can keep the case locked up with a 200cm (78") steel cable & PVC coated security cable allowing you to lock up your iPad anywhere that you can safely fasten it to while you step away. Ideal for offices, schools, dormitories and other public areas where you might take your iPad and leave it momentarily. It fits the iPad, iPad 2, iPad 3, iPad 4 and iPad Air (Adapter brackets is required for iPad Air).

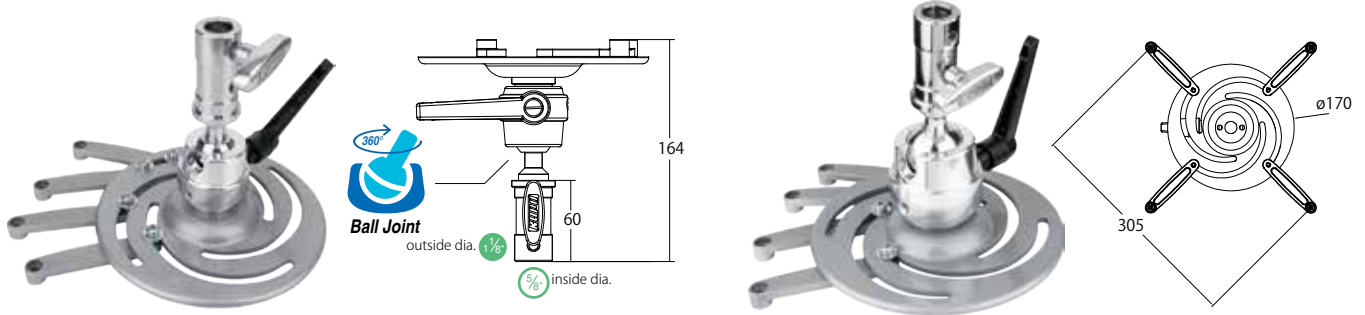


KS-570 Tablet Holder with Baby Stud & Receiver **W** 610g
21.5oz

With highly flexible 15" aluminum long arm which is super rigid for various rotation & folding maneuvers, this tablet holder provides a great tablet mounting solution on a stand and Super Convi Clamp. The unique cable management design allows the cable to be put inside the arms which not only protects your power cable against damage but also serves as a great storage area. Rubber padding added on the bracket holder guarantees scratch-free protection on your gadgets. 360° Swivel Tablet holder design makes it easy to rotate from landscape to portrait. The Allen wrenches are also included and well stored inside the arm. The desk mount clamp adapter is also included while desk mount is required.



Literally user-friendly and like no others. These versatile and one-of-a-kind projector mounts are fabricated with ball joint, providing totally 360 degree movement for fine positioning, and saving you much working time. Ratchet handle gives a positive and firm lock to fasten. The base is slotted with vortex pattern for maximum flexibility of accommodating diverse brands of projectors. KD-300 bi-functional top can be used as dia. 16mm socket (hole) or dia. 28mm spigot for fitting various clamps. KD-300-J fabricated with 17mm stud for fitting with specific junior receiver. KD-301 is made with larger ball joint to fulfill higher load capacity 25kg.



KD-300 **W** 1.05kg 2.31lbs **max** 15kg 33lbs
 Universal Projector Mount w/16mm Receiver

KD-301 Heavy Duty **W** 1.4kg 3.09lbs **max** 25kg 55.1lbs
 Universal Projector Mount w/16mm Receiver



KD-300-J **W** 1kg 2.2lbs **max** 15kg 33lbs
 Universal Projector Mount w/ 17mm stud



Kupole screen holder, a brilliant gadget giving a convenient manner to hang a video projector screen on the pole without too much effort. With this devices you can set up your own video demonstration or home theatre so quickly without breaking a brick.



KD-310P Screen Holder

Solid steel made right angle stud comes with 5/8" (16mm) baby stud and round knob in the other end that allows you to effortlessly attach to super Convi clamp (KCP-700) and 4 way clamp (KCP-950). And the right angle baby stud is designed to perfectly mount Kupo universal projector mount (KD-300). An ideal accessory for your projector mount with 5/8" (16mm) receiver.



KS-094 Solid Steel Right Angle Stud

KUPO CAPS

MATERIAL: 100% COTTON TWILL



KCAP-01

KUPO Cap - Grip



KCAP-02

KUPO Cap - Lighting

Kupo superior embroidered caps are great for representing those who work behind the scenes in motion pictures, television and photography. 100% cotton twill and unique construction techniques enhance breathability to improve comfort by reducing the buildup of moisture and heat. A comfortable sweatband and eyelet venting on this fitted cap help keep you cool and dry in any weather condition.

- More features:**
- Adjustable Velcro closure
 - 6 Panel cap
 - Full Lining
 - Aluminum top button
 - Perfect embroidery
 - Superior KUPO Label
 - 6 eyelets for excellent ventilation
 - Fit to Distinguish Different Duties on Location

Fiberglass step ladder features non-conductive channel for working safety. Resistant to electricity, and will not dent and rust. Fiberglass step ladder is ideal for professional use. Load capacity 135kg (300lbs) and meet ANSI 14.5 (2007) and EN131 standard.



8' Fiberglass Step Ladder (with ladder top tool tray)

6' Fiberglass Step Ladder (with ladder top tool tray)

FEATURES

1. Red color for the greatest visibility and caution.
2. Fiberglass channel is non-conductive for working around electricity.
3. U-shape channel made of multi-layer fiberglass for maximum strength.
4. Wide step for comfortable standing or climbing.
5. Every rivet well backed up to protect channel.
6. Back-up aluminum plates reinforce all top connectors.



Ladder top tool tray to secure tools from falling while keeping them right at hand.



Molded brace and slip-resistant foot pad combination at the bottom increases the protection against damage.



Ladder top tool tray to secure tools from falling while keeping them right at hand.



Slip-resistance aluminum step is secured with 6 rivets on fiberglass channel.



Extra heavy duty aluminum spreaders to secure the ladder in A shape.



Molded brace and slip-resistant foot pad combination at the bottom increases the protection against damage.

* Attention: Please read the information of warning labels posted on the ladder for making the use of ladder properly.

ITEM	Description	Height	Close Height	Steps	Style	Top Feature	Weight	Load Capacity
KFL-T8	8' Fiberglass Ladder	230cm	240cm	7	Double-sided	Tool Tray	15.5kg	135kg
KFL-T10	10' Fiberglass Ladder	290cm	300cm	9	Double-sided	Tool Tray	19.3kg	135kg
KFL-T12	12' Fiberglass Ladder	350cm	360cm	11	Double-sided	Tool Tray	25.5kg	135kg
KFL-D20	20' Fiberglass Extension Ladder	1130cm	625cm	40	Extension	N/A	19.4kg	135kg

Kupo bar height KDC-2346 and dinner height KDC-2334 Director Chairs are soundly constructed with rigid hardwood. The chair arms are designed and shaped by hand for maximum comfort and smoothness. The corner bracing equipped on the bar height chair ensures long-term rigidity of the frames. Comes with a footrest that can be removed for folding, and has heavy duty shaped legs. The handy canvas chair is foldable in half for easy storage and transportation. Great for comfortable extra seating.



KDC-2334-NK Dinner Height Director Chair

Weight: 5.8kg(12.8lbs)
Dimension: (L) 48cm(18.9") x (W) 41cm(16.2") x (H) 90cm(35.4")



KDC-2346-NK Bar Height Director Chair

Weight: 8.7kg(19.2lbs)
Dimension: (L) 76cm(29.9") x (W)41cm(16.2") x (H)118cm(46.5")



Arms are designed and shaped for maximum comfort and smoothness.



Comes with a footrest that can be removed for folding. (Bar height only)



Corner bracing equipped on bar height ensures long term rigidity of frame.



Robust steel hinges provide a super strong pivot point.



KAC-01 Aluminum Director Chair

An ideal and professional chair for studio, backstage or location. Made with folding lightweight aluminum and equipped with carry straps, this director chair is easy for storage and transportation. High denier and heavy-duty fabric with a padded back, seat and arm rests keeps your seating comfortable and safe. Foldable tray table and pocket pouches on two flanks provide the greatest flexibility for space. A combination of quality and unique features makes this director chair a perfect seating solution for your needs.

Weight: 2.8kg(6.16lbs)
Seating Height: 18"(47.5cm)
Open Dimensions: 17.75"(45cm)(D) x 23.5"(60cm)(W) x 33.5"(85cm)(H)



MULTI SLEEVE POUCH & GEL ROLL

Made from 1,000 Denier Textured Nylon with a padded interior, Kupo Multi Sleeve Pouch is designed to offer a simple and trusted protection for a Macbook 15" and any other electronic device. Features the 40mm wide Velcro which keeps your valuable notebook secured in place and easily accessible. A combination of quality and unique features makes the sleeve pouch perfect for a carrying or a storage solution for your notebook.

More features:


1. Made of waterproof polyester, effectively protects your notebook from moisture.
2. The padded interior for bump and shock absorption and protection of your notebook from accidental scratches.



KSB-013

Multi Sleeve Pouch for iPad Pro or Clapper Board

Exterior size: 36.5 x 24.5cm (14.4" x 9.7")
 Interior size: 32.5 x 24cm (12.8" x 9.5")
 Weight: 300g (10.6oz)




KSB-013




KSB-015

Multi Sleeve Pouch for Macbook 15"

Exterior size: 45.5 x 28cm (17.9" x 11")
 Interior size: 40 x 27.5cm (15.7" x 10.8")
 Weight: 340g (12oz)



KSB-015



KSB-050 Gel Roll 450g 15.8oz

The Kupo Gel Roll allows you to keep gels/filters organized and safe in one neat roll while not being used. The unfolded size is 26"(W) x 32"(L) which is large enough so the gel/filter can be stored up to 100 pcs. The additional pouch stitched on the roll allows you to keep the gels/ filters in place. Meanwhile, the inserted gels/filters can be folded and rolled up into a 26" (L) with 5" in diameter cylinder and can be rolled and closed with a two Velcro-strap which is attached on the roll. The central carrying handle is equipped for carrying the gel roll with ease and convenience!

KU-HAND

KU-HAND is a rugged and professional glove designed to protect users hands for any task. The ergonomic fit is comfortable for any user. Padded mesh on leather top is excellent for ventilation; two-way stretch creates flexibility. Synthetic leather palm is soft and durable. Extra layer of leather on palm, index finger and thumb for better strength and protection. Smooth texture of fingers and reinforced fingertips make it perfect for handling objects and reduce wear and tear.



YOUTUBE
 KUPO KU-HAND GRIP
 GLOVE (KH-55 SERIES)

KH-55 Series (Goat leather)

Cat. No.	Size	Color
KH-55MB	Medium	Black
KH-55LB	Large	Black
KH-55XLB	Extra Large	Black
KH-55XXLB	Double Extra Large	Black



Sand bags are an indispensable safety measure on any set to ensure that stands don't tip over or damage expensive equipment and cause injury, resulting in expensive downtime. Kupo sand bag features a saddlebag design that is ideally suited to drape over stand legs and boom arms. It ships empty so that you can fill it with your choice of material translating to much lower shipping costs. Made of sturdy 1,000D Cordura Nylon for long life and thick plastic internal liner bags help keep dust in and water out. It also comes with double Velcro design ensuring no sand will leak out of the bags.



KSD-1680S Empty Saddle Sandbag-Small (13lbs)

Features a rubberized handle for easy repositioning and an eyelet and spring lock equipped for attaching to boom hooks.
Dimension: 30cm(12") x 22cm(8.5") x 10cm(4")

W 500g 17.6oz **max** 6kg 13lbs

KSD-1680M Empty Saddle Sandbag-Medium (24lbs)

Features a rubberized handle for easy repositioning and an eyelet and spring lock equipped for attaching to boom hooks.
Dimension: 40cm(17.5") x 22cm(8.5") x 10cm(4")

W 600g 21.2oz **max** 11kg 24.2lbs

Features:



Handle with rubber cover for better grip.



Double Velcro ensures no sand leaks out of the bags.



Spring lock is equipped on the sand bag for easy mounting to the stand as a counterweight.



Two regular 600ml bottled waters can be put into the side pouch of the sand bag.



Butterfly lift handles.

KSD-1680L
Empty Saddle Sand Bag-Large (35lbs)

Features a reinforced handle sewn into both sides of the bag using a box and cross pattern. Also a fly away handle is equipped allowing you to drape over light stand legs. The loading weight is on the blue label for easy identification.
Dimension: 36cm(14.2") x 28cm(11") x 12cm(4.8")

W 450g 16.9oz **max** 16kg 35lbs




Butterfly lift handles.



KSD-1680XL Empty Butterfly / Fly Away Sand Bag-Extra Large (50lbs)

W 460g 16.23oz **max** 22.7kg 50lbs

The handle is sewn into the pocket edges, creating a wing motion when the bag is lifted which allows you to easily “release” the bag from your stands and booms. The loading weight is on the blue label for easy identification. Dimension: 36cm(14.2”) x 34cm(14”) x 12cm(4.8”)



KSD-77 Empty Saddle Sandbag-Heavy Duty (77lbs)

W 600g 21.2oz **max** 35kg 77lbs

This empty 77lbs saddle bag-design Sandbag is filled with sand by the purchaser and primary used to as a counterweight on a boom arm to balance a light fixture's weight. It can also stabilize a stand by draping it over the legs and preventing the top-heavy light stand from falling over. The bag is made from 1,000D black Cordex textured nylon, and the underside has a polyurethane coating which makes it water resistant and durable. Four integrated ladder-lock buckles allow you to tighten up the straps to keep the sandbag securely attached. Dimension: 39cm(15.5”) x 46cm(18.2”) x 12cm(4.8”)



Ladder-lock buckle and straps help bag firmly attach on light stand or boom arm.



Dual haul handles with unifying wrap for carrying ease.



Triple Velcro ensure no sand leaks out of bags.

The new solid construction shot bag with non-slip strap design allows you to weigh down light stands by just wrapping it around the stand base. The premium shot bag also offers a variety of uses including an offset for a boom arm, wrap around a tripod or light stand bases, or hang midway on a stand handle to offset the weight of something. The 2mm steel balls are pre-filled and sealed up with the bag which makes it dense weight and it never leaks. The compact size design also makes the shot bag easy to carry, pack and it does the job perfect.



Weight on the label for easy identification.



Non-slip strap keeps bag from slipping off.



On a lightweight aluminum stand.

KSW-05 Wrap & Go Shot Bag

Maximum load weight: 2.28kg(5lbs)



KSW-10 Wrap & Go Shot Bag

Maximum load weight: 4.55kg(10lbs)

YOUTUBE
KUPO WRAP & GO SHOT BAG



On a Grip Arm.



Kupo Shot Bags are made of 1,000 denier black cordex textured Nylon with a water resistant polyurethane coating on the inside. 2mm steel balls are encapsulated in the poly inner bag and sealed up with the bag which makes it dense weight and it never leaks. The two wing design allows it to drape perfectly over light stand legs.



Two wings allow the bag to drape over light stand legs.



Loading weight is on the blue label for easy identification.

KSF-15 Shot Bag (15lbs) **W** 6.5kg / 15 lbs



KSF-25 Shot Bag (25lbs) **W** 11.3kg / 25 lbs



KSF-30 Shot Bag (30lbs) **W** 13.6kg / 30 lbs

Made of 1,000D Cordua Nylon with plastic internal liner, Kupo 30 lb shot bag features 2mm steel balls encapsulated in the poly inner bag and securely keep those steel balls in the shot bag with the double Velcro design. The rubberized handle is also equipped for easy repositioning. The eyelet and spring lock attached to the bag for easy mounting on the book hook.



SUPER JOINT & STAND HANGER RACK

This super joint is extreme flexibility and easy to assemble by the modular system of tubes and casting clamps that allows you to design and create all sorts of structure for your lighting, video & equipment and accessories. It's easy to set up and disassemble with a standard Allen Wrench to provide a fast and re-usable structure. The standard tube measures 35mm in diameter and are available in four lengths included 50, 100, 150 and 200cm.



KD-C01B / P
Curved Clamp
For Dia. 35mm



KD-C02B / P
2 Ways Joint
For Dia. 35mm



KD-C03B / P
Joint w/ Screw
For Dia. 35mm



KD-C04B / P
Universal Joint
For Dia. 35mm



KD-C06B / P
Y Connector
For Dia. 30 to 35mm



KD-C07P
Foot Adapter / For Dia. 35mm

Constructed from anodized aluminum, the foot adapter designed to fit into dia. 35 tube and the M10 threaded hole allows for mounting a caster that makes the super joint set moveable.



KD-C08B / P
Caster adapter
For Dia. 35mm



KD-C08B w/ KC-100 casters

Black Steel Panel with Mounting Clip

Made with black coated steel and utilizing the plastic mounting clip, the shelf offers endless compositions to mount with the structure built by the super joint system.



KD-840



KD-841



KD-842



KD-843

KD-840LB	Panel w/Hole - Black (Length: 1080mm)
KD-840MB	Panel w/Hole - Black (Length: 825mm)
KD-840SB	Panel w/Hole - Black (Length: 440mm)
KD-841LB	Panel - Black (Length: 1080mm)
KD-841MB	Panel - Black (Length: 825mm)
KD-841SB	Panel - Black (Length: 440mm)


KD-842LB	Extension Panel w/Hole - Black (Length: 1080mm)
KD-842MB	Extension Panel w/Hole - Black (Length: 825mm)
KD-842SB	Extension Panel w/Hole - Black (Length: 440mm)
KD-843LB	Extension Panel - Black (Length: 1080mm)
KD-843MB	Extension Panel - Black (Length: 825mm)
KD-843SB	Extension Panel - Black (Length: 440mm)

KSJ-500B Stand Hanger Rack

Stand hanger rack is constructed from aluminum die-cast super joint connectors, matte black steel tubes and steel hangers which offer great solutions for the storage and display of your lighting stands.

The rack are included:

Item number	Product Description	QTY (PCS)
Long black tube	Dia. 35mm tube with 1,300 m length	4
Midi black tube	Dia. 35mm tube with 1013 m length	3
Short black tube	Dia. 35mm tube with 400 m length	6
KD-C01B	Curved clamp-Black	8
KD-C03B	Joint with Screw-Black	4
KD-C04B	Universal Joint-Black	6
KS-118BT	Stand hanger for lightweight stand -Black	1
KS-118BV	Stand hanger for medium Size stand-Black	1
KCP-930B	3 way clamp-Black	4
Screw & Nut	M10 Screw & Nut	4



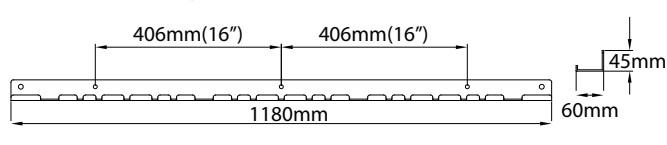
Dimension:
120cm(L) x 66cm(W) x 148cm(H)

Built by robust steel with matte-black surface finish, the 46.5"(118cm) stand hangers offers a great storage and display solution for light stands. There are three dia. 8.5mm hole at 16"(40.6mm) intervals drilled for easily and firmly mounting to a wall or door rack. Extra dia. 10.5mm holes in each end are designed to connect with Kupo four way clamp (KCP-950) or 3 way clamp (KCP-930) and any tube size from 35 to 50mm for excellent storage or display solution. There're four versions of stand hangers are available to meet the different professional requirements. Lumber size 2x2 or 2x4 is recommended to be mounted behind the hanger to keep your wall from scratches. Weight: 2.85kg (6.27lbs)



KS-118B Stand Hanger Complex

118cm long 15 baby studs and 4 hanger pin holders on the rack.



KS-118BT Stand Hanger for Lightweight Stand

118cm long stand hanger with 10 baby stud holders on the rack.

For the baby pin.



KS-118BG Stand Hanger for Heavy Duty Stand

118cm long stand hanger with 8 hanger pin holders on the rack.



KS-118BV Stand hanger for Medium Size Stand

118cm long stand hanger with 9 hanger pin holders on the rack.

For hanger pin of upper spider casting.

C-STAND DOOR RACK



KS-119B C-Stand Door Rack

Built by robust 6.5mm thickness steel with matte-black surface finish, Kupo C stand door rack designed to keep supports organized and accessible whether in the studio or on a location production. The steel rack can hold up to six C-stands with grip heads and arms. Built-in hoops accept bungee cords to stabilize the stands. The C stand door rack can be adapted to different C-stand length.





KGC-010 Junior C- stand Grip Cart

- Color: Black Powder Coating
- Dimension: 84cm(L) x 65cm(W) x 121cm(H) **W** 31.5kg
69.3lbs

This Junior C-Stand Grip Cart made of robust steel can hold up to 10 C-Stands and features a steel basket for the placement of grip arm, grip head and other grip gears. Ergonomic handles with casters, allows easy transportation between various locations with ease and convenience. Cart will also keep the stands tidy and ready for fast use around the camera.



KGC-020 Senior C-stand Grip Cart

- CartColor: Black Powder Coating
- Dimension: 129cm(L) x 67cm(W) x 136cm(H) **W** 70kg
154lbs

This Senior C-Stand Grip Cart made of robust steel tube can hold up to 20 C-Stands and features a steel basket for the placement of grip arm, grip head and other grip gears. Ergonomic handles and four 10" casters allow an easy transportation between various locations with ease and convenience. Cart will also keep the stands tidy and ready for fast use around the camera.



KGC-030 Combo Stand Grip Cart

- Color: Black Powder Coating
- Dimension: 95cm(L) x 80cm(W) x 127cm(H) **W** 77.5kg
170.5lbs

This cart made of robust steel tube designed to hold 20 lighting stands for Combo / Cine stands or any stands comes with the hanger pin of upper spider casting. The four swivel 10" casters are equipped to provide easy transportation between various locations with ease and convenience. Built-in hoops accept bungee cords to stabilize the stands. Cart will also keep the stands tidy and ready for fast use around the camera.



China Ball, or Chinese paper lantern, is made by a paper lantern holder and lamp socket for creating natural soft light and pleasant skin tones in the film and video field. The frame of Kupo China ball, constructed from quality 3/16" (5mm) steel with a chrome plated surface treatment, is interchangeable by removing the screw nuts if a different size of lantern paper is needed. The rotatable steel ring makes it easy to control the output of light while the fabric or gel is attached. The anti-kinking spiral top cable gland is also equipped to prevent the cable from becoming loose when subject to vibration. The 3C x 14AWG (2.08mm) cable is measured 90cm in length comes with standard edison plug. Ceramic lamp socket is firmly fixed on the round metal plate keeping the bulb from wobbling. Two 1/4"-20 and two 3/8"-16 threaded holes are pre-drilled underneath the round plate providing a great mounting solution through any grip equipment, comes with 1/4"-20 or 3/8"-16 thread male. A 5/8" (16mm) pin comes with 3/8"-16 threaded male is included. The lamps made for photography are recommended when using these lanterns for film and video. Please be sure to never leave them unattended due to the threat of spontaneous fire.



KS-121 12" China Ball Bracket w/ E27 Socket

Maximum wattage: 250W **W** 0.75kg / 1.65lbs

KS-181 18" China Ball Bracket w/ E27 Socket

Maximum wattage: 250W **W** 0.83kg / 1.83lbs

KS-182 18" China Ball Bracket w/ E40 Socket

Maximum wattage: 500W **W** 0.83kg / 1.83lbs



KS-241 24" China Ball Bracket w/ E27 Socket

Maximum wattage: 250W **W** 0.91kg / 2.0lbs

KS-242 24" China Ball Bracket w/ E40 Socket

Maximum wattage: 1000W **W** 0.91kg / 2.0lbs



KS-121PL 12" Paper Lantern (Set of 5)

KS-181PL 18" Paper Lantern (Set of 5)

KS-241PL 24" Paper Lantern (Set of 5)

The white round lantern paper is made with paper and metal wiring. Thanks to foldable construction, it unfolded like an accordion and assembled just in seconds.

Application



DIGIFAN DF-500

A powerful and versatile special wind machine designed for studios, theaters, theme parks, touring, photography and more. It is suitable for a wide range of applications including blowing haze, smoke, bubbles, confetti or snow, cooling performers, dimmer racks or amplifiers even drying paint in studio. DF-500 can be controlled through standard DMX signal or master/slave operation through data link. Versatile yoke for overhead rigging, floor sitting or stand mounting. Housing is constructed from a molded lightweight plastic venting device with rugged tubular steel making it durable for transportation. The 11" one-piece blade and spiral front grill is for creating a narrow focus wind stream. Compact, lightweight and powerful.



Specification:

- Power input: 100-240V AC, 1200W, Current Max. 10A.
- Motor: 500W, Max. 3500RPM.
- DMX mode: DMX on-off and volume control.
- Memory: 9 mode memory setting available.
- One touch turbo function: 0-3500RPM within 5 sec.
- Air volume: 1700CBM / hr .
- Wind speed: 60KM / hr .
- Remote controller: Supplied w/3M cable.
- Built-in master / slave control interface.
- Dimension: 480 x 560 x 460mm.
- Weight: 12.5kg.



FOUR REASONS DIGIFAN MAKES A VORTEX WIND EFFECT

ALWAYS PUT THE FAN BEHIND THE SMOKE SOURCE SO AS TO NOT GUM UP THE FAN WITH FLUID.



11"one piece deep pitch blade churns through the air, maximizing the amount of the air moved with the each turn of the powerful motor.



The spiral shape designed front grill offsets the direction of the air as it twists off the blade. This allows the air to travel long distances.



Air inlet duct tube ensures that the deep blade is fully enclosed in a cylindrical duct, air is sculpted into a column (beam of air).



To combine deep pitch blade, spiral grill, ducted tube and a switching power supply the multi function Digi fan is able to create a fully controllable vortex wind effect.

YOUTUBE



DMX WIND MACHINE

DIGIFAN FEATURES:



Multi functional control box for Manual, DMX and Program setting.



Switch for local or DMX operation mode.



Switching power supply with aluminum enclosure.



On/Off switch, universal 100-240V power input and fuse protection.



Molded plastic venting encompassed by rugged steel frame.



Sitting on floor on its own floor stand.



Sitting on stand with 28mm spigot.



Rigging on truss through the 13mm hole in the center of the bracket plate.



Industrial grade 500W, Max. 3500RPM Motor.



Locking knob with bearing for tighten yoke and adjusting direction.



11" one piece deep pitch blade.

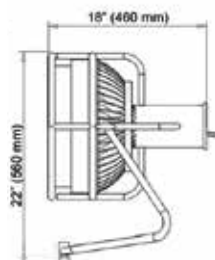
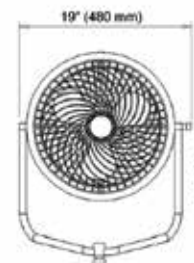


LINK

Master and Slave - Up to 9 Fans can be locally controlled by one controller using DMX data link.



Dimension



Goreal intercom system, including headset, belt pack and power station, is designed to fulfill the requirement for entertainment. It is a system featuring portable, compact, plug-n-play with no complicated settings. This system is ideal for the live event while the local communication is required, and making the communication clear, authentic and real-time.

Headset

The sophisticated headset with 270 degree rotatable mic provides greatest convenience for operation. Simply swing mic boom upward or downward to turn on or switch off the talking mode. Soft synthetic leather, complete embraced ear muffs, and adjustable headband makes the listening comfortable. Noise-proof and reliable.



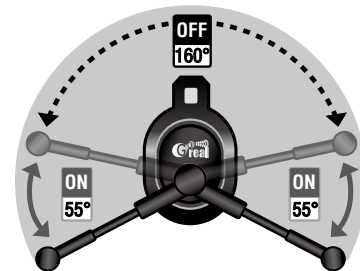
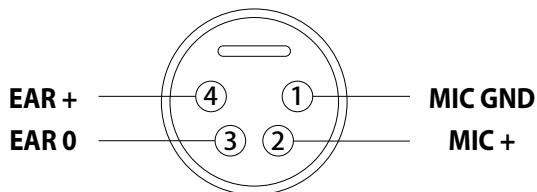
GR-801 Single Muff



GR-802 Double Muff



YOUTUBE
GOREAL INTERCOM
SYSTEM: HEADSET



270° MIC ROTATABLE

Specification

- Headphones Type: Circumaural, closed-back
- Sensitivity: 90dB SPL
- Frequency Response: 20-20,000 Hz
- Max. Input Power: 100mW
- Rated Impedance: 400Ω

- Microphone Element: Dynamic
- Frequency Response: 150-10,000 Hz
- Polar Pattern: Cardioid
- Rated Impedance: 250Ω


- Open Circuit Sensitivity MAX. SPL: -60 dBV/Pa (1.0mV/PA) ±3dB, at 1KHz 136dB SPL (THD≤1%, at 1KHz)
- Distortion: <3%
- Connector/Cable: 4Pin/1.6M

PLASTIC HONEYCOMB



Plastic honeycomb is a thermoplastic material available in different sizes, thicknesses, colours and cells diameter. It offers a lightweight and easy to use solution for almost any fluorescent light cover need.

1. Cell Size: 4 - 12mm
2. Available Size: 1,200 x 800mm
3. Thickness: 5 - 200mm



CUSTOM DESIGNS

Belt pack is made of sturdy aluminum alloy housing making it much durable in touring. The rear metal clip makes this unit to hang on the wall or attach to the belt easily. The illuminating CALL button makes it pretty visible in the dark backstage. MIC button is made with bright yellow for easy identification. It comes with 3pin and 4pin socket connectors for interconnection.




GR-BP01 Belt Pack

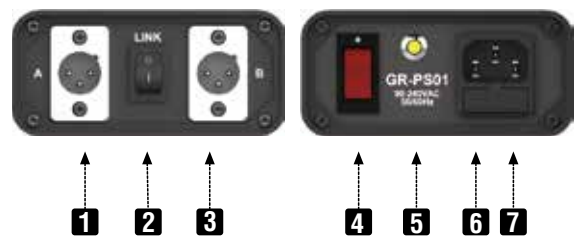
The housing of power station is made of robust aluminum alloy extrusion. No worry for the AC power as it takes universal input (90-240V). Two circuits for respective maneuver, or looping them all in one group for real-time communication for maximum 20 units of belt pack (GR-PS01). It comes with 3pin socket connectors for interconnection.



GR-PS01 Power Station



- | | |
|--------------------------------|------------------------------|
| 1. "MIC" button | |
| 2. Voice (sidetone) level knob | 5. Outlet for headset |
| 3. Listen level knob | 6. Inlet for circuit cabling |
| 4. "CALL" indicator | 7. Outlet for next belt pack |



- | | |
|----------------------------------|-------------------------|
| 1. Outlet for circuit A | |
| 2. On/Off switch for circuit A+B | 5. Main power indicator |
| 3. Outlet for circuit B | 6. Main power inlet |
| 4. On/Off switch for main input | 7. Fuse socket |

Specification

[GR-BP01]

- Power Requirement: 24-30VDC
- Earphone Output: 200Ω
- Microphone Input: 200Ω dynamic
- Measurement: 106 x 113.5 x 52.7mm
- Weight: 0.42kgs

[GR-PS01]

- Input Voltage: 90-240VAC, 50/60Hz (0.8A/115VAC, 0.56A/230VAC)
- Output Voltage: Max. DC/27V, 1.7A
- Measurement: 106 x 269 x 45mm
- Weight: 0.86kgs

Same as GR-PS01 for working with universal power input (90-240V), this power station powers up to 60 units of belt pack in same time for operation. Three channels A/B/C can be linked up as A+B, or B+C, or put them all together A+B+C for larger group. It is made to fit standard 19" rack. Low profile and compact.



- | | |
|------------------------------------|------------------------------------|
| 1. Channel A outlet for belt packs | |
| 2. Channel B outlet for belt packs | 6. LED indication for power status |
| 3. Channel C outlet for belt packs | 7. AC power switch |
| 4. Link up Channel A and B | 5. Link up Channel B and C |

When these two buttons are pressed, Channel A, B, C are all linked up all together.



Specification

[GR-PS02]

- Input Voltage: 90-240VAC, 50/60Hz (0.8A/115VAC, 0.56A/230VAC)
- Output Voltage: Max. DC/27V, 1.7A
- Measurement: 45 x 480 x 230mm
- Weight: 3.5kgs

GR-PS02 Power Station

A honeycomb is an essential accessory for any lighting system used to minimize or eliminate glare from normal viewing angle. It is made up of the aluminum foil with a hexagon shape. It can be a shield to prevent the dazzle of illuminator. Honeycomb comes with different degrees to give creative effect. The honeycomb grid should be used in conjunction with a lens as it provides no protection for the lamp. Usually it decrease the center beam brightness by about 20%. Application is typical in up lighting, down lighting, illuminating art or any application where spill light would be objectionable.

Feature:

1. Change the shape and intensity of the light output from light source.
2. Lightweight.
3. Dazzle Prevention.

ROHS compliance

Quality Approval


1. RoHS certification.
2. The consistency of painting coating.
3. No painting fading under UV illumination.
4. With 250 degree C heat-resistance.

Specification:

Material: Aluminum Foil.
Color: Black or Silver.

Available Size:

Square: 35mm - 300mm
Round: 35mm - 300mm



Honeycomb Grid



Lamp With Honeycomb Grid

The honeycomb frame is designed for well protecting your valuable honeycomb from being damaged by the strong metal structure. The fame also makes it easy to honeycomb attaché on the lighting fixture and an ideal for storage and transportation.



Lamp Without Honeycomb Grid



CUSTOM DESIGNS WELCOME

Aperture sizes are available with the following dimensions:

Cell Size		Cell Depth				Open Area
1/8" (3mm)	3mm	-	5mm	6mm	-	95 %
3/16" (4.5mm)	5mm	6mm	9mm	10mm	-	95 %
1/4" (6mm)	6mm	-	10mm	12.7mm	20mm	95 %
Cut Off	45 degree	52 degree	60 degree	65 degree	72 degree	

KUPO Color Correction Filters are used in applications where it is desirable to change color temperature of various light sources. These subtle and less saturated tones are ideal for interior and exterior architectural lighting schemes.

DAYLIGHT CONVERSION

- CTO-001** Full C.T.O. Converts 6500K Daylight to 3000K
- CTO-002** Half C.T.O. Converts 6500K Daylight to 3460K
- CTO-003** Quarter C.T.O. Converts 6500K Daylight to 4740K

TUNGSTEN CONVERSION

- CTB-001** Full C.T.B. Converts 3200K Sources to normal daylight, 6870K
- CTB-002** Half C.T.B. Boosts 3200K, Sources to 4260K
- CTB-003** Quarter C.T.B. Boosts 3200K, Sources to 3570K


CUSTOM DESIGNS WELCOME

Now we have a full series of CTO/CTB for ARRI Lighting.

- Glass Materials: Borofloat Glass
- Maximum Operation Temperature: 450 Degree C
- Cutting Tolerance : +/-0.1mm
- Thickness: 3.3mm
- Color Tolerance: +/-5nm of designed half height
- All filters come with the Metal Frame.
- (Bigger filter will have the protected net.)



Frame Net For Better Protection. Big Size Only!



CTB Tungsten Conversion:

- KCTB-001** For ARRI Junior 300W
- KCTB-002** For ARRI Junior 650W
- KCTB-003** For ARRI Junior 1000W / Studio 1000W
- KCTB-004** For ARRI Junior 2000W



CTO Daylight Conversion:

- KCTO-001** For ARRI Compact 125W
- KCTO-002** For ARRI Compact 200W / Par 200W
- KCTO-003** For ARRI Compact 575W / Par 575W
- KCTO-004** For ARRI Compact 1200W

ARRI is a registered trademark of ARRI Group.

EXTREME GEAR ON THE GO

Croxs, the hard cases series, featuring excellent water-proof and maximum durability, offers the greatest protection to your precious items. Travel with croxs over rigorous transportation condition. Travel with peace of mind.



Extreme Gear On The Go



Croxs is a hard case series for boundless exploration, designed and manufactured for giving greatest protection to equipment over heavy transportation or rigorous weather condition. Croxs is engineered in high standard for catering to diverse demands from individuals, industrial users, government or even military department. Born to cross the boundary where extreme limit is invisible.

CX5219



**YOUTUBE
CROXS CASE**



**YOUTUBE
INTRODUCING
CROXS CASE**



Patent locking latch ensures two shells firm lock and prevents unexpected pop-up.



Rubber O-ring at the rim of upper shell offers excellent water-tightness.



Enhanced hinge engaged shell and box without interval gap for utmost durability.



Traveling noise is greatly eliminated by rubber-encapsulated nylon caster, making it quite silent on the go (for models with casters only).



Reinforcement at corner for max. toughness and durability.




Extraordinary air pressure regulator for automatically adjusting the inner box pressure in accordance with the ambient air pressure but also keep the box free from water invasion. (auto air regulator applied for selected models only).



Meet FAA regulation for carry-on luggage on flight (selected models only). Made of injection-molded PP compound for the advantage of anti rust, corrosion free, dust-proof and impact resistant.



Egg-crate and pick-and-pluck foam for making custom-fit protection in line with any shape of equipment.



Enhanced haulage handle, head of integrated shaping plastic, endures higher bending force.

OPTIONAL ACCESSORIES

Made from robust Zinc alloy and with elegant black powder coat, this 3-dial combination TSA-friendly lock stands up to the wear and tear luggage handling. Flexible steel cable with transparent PVC sleeve and ergonomic-design bottom makes the use of the lock easier and efficiently. Keep your luggage with the lock that TSA screener won't cut. Compatible with all Croxs cases.



Size
 Lock Body: (L)37 x (W)12 x (H)70mm
 Cable: 2mm (Dia.)
 W / transparent PVC sleeves



CXLC01 TSA Lock for All Croxs Cases

Silica gel is enclosed in a compact aluminum canister for putting in Croxs case to protect camera or computer equipments from moisture. Eco-friendly design that put it in oven at 120 degree Celsius for about 3 hours while the indicator window sees green, and you'll have a whole new Silica gel. Good for traveling to different locations where moisture is a concern.



Dimension
 (L)110 x (W)55 x (H)15mm
 Weight: 56g



CXSG01 Lockdown 40 Gram Silica Gel for All Croxs Cases



CXFM01 Fix Mount Kit

Fix Mount is a must-have accessory turning a Croxs hard case to professional instrument case. While delicate instrument like controller would blend into Croxs case, this bracket is the way to do. Only few simple steps to provide great protection to instrument by attaching Fix Mount to the groove inside the Croxs case and fix instrument on it without too much effort. A set of 8pcs, and feasible for some selections of Croxs case.



YOUTUBE
 CROXS CASE
 FT. SHOULDER
 STRAP HOLDER



Enlarge the hole with 5.2mm twist drill bit.



CXFM02 D-ring Fix Mount Kit

Whenever you need a shoulder to carry on, the D-ring fix mount kit helps to achieve what you expect for your Croxs case. Just several steps and tools away, the selected hard cases will turn to be mobile with shoulder strap (CXST01 Optional) in easier way. Do it yourself, feel this great and fun feature of Croxs case, and travel hands-free! For CX3815 and CX4316 hard case.

PADDED DIVIDER

Padded divider set is alternative protection coming with 5 large and 6 small flexible dividers, turning the case in much well-organized way. Hook-and-loop fastener on dividers makes it easily manage the limited space.



CXPD01

Padded divider set for CX5219
 L x W x H (cm): 52.1 x 29.1 x 19.2



CXPD02

Padded divider set for CX7326
 L x W x H (cm): 73.6 x 45.7 x 26.9



CXLG01 Lid Organizer for CX5219 Case

The lid organizer has five mesh zippered pockets on the plastic plate which is easy to be attached to the lid of CROXS 5219 case with enclosed screws. The mesh compartments offer ample room to store tools, electronic and other convenient items. A wonderful addition to the case and keeps it organized.

Dimension: (W)27.98 x (H)50.8 x (D)2.54cm / Weight: 652g



PERSONALIZED NAMEPLATE

Some selections of Croxs case come with nameplate slot for personalized nameplate. Made of ABS with black on surface, your information on nameplate will be engraved with white color for straight recognition immediately. Nameplate helps to well organize your gear and facilitate the recovery while your case gets lost.

CX3009GP2 CROXS CASE FOR GOPRO

CX3009GP2 is the latest model to Croxs series, aiming to provide greatest protection to GoPro camera gears. Designed for accommodating 2 sets of GoPro kits, this hard case features rugged plastic housing, water and dust proof, corrosion and impact resistance. Compound PP plastic and the rubber O ring makes this case excellent to resist most of harsh environment challenges, including temperature, moisture, certain acids and chemicals, offering the safe and secure space to settle your GoPro camera. * GoPro is a registered trademark of GoPro Inc.



FEATURES:

1. Made by rugged molded polypropylene.
2. Dust and Water Proof. (IP 67)
3. Weather Resistance.
4. Air Pressure Regulator.
5. Carry-on to fly.



**YOUTUBE
CROXS CASE
FOR GOPRO HERO KIT**

CX3009GP2 For GoPro HERO Kits

CX1102 Memory Card Case

Pocket-size and compact. This protection and storage case is designed to accommodate up to 8 SD cards and 4 Compact Flash card at once. Media storage memory cards will be duly protected by shock absorbing removable insert foams. Your card will be kept safe from moisture while carried by this case.



Foam cutout dimension:

4 x 42.8(W) x 36.4(L) x 3.3(D) / mm
8 x 24(W) x 32(L) x 2.1(D) / mm



Pocket size



4 x Compact Flash



8 x SD



4 x Compact Flash
8 x SD

CX2418

Never has been such a hard case welcoming to photographer. This hard case has a compact profile as usual but it has roomy storage space to use. The depth of the compartment is quite as large as to accommodate shooting gears like camera and lens in one place. The puffy foams give the greatest protection to all of them and kept them secured from the damage over the transportation.



CROXS COMBO CASE

The lid is supplied with a large and a small removable pouch: the large for laptop up to MacBook 15" or folders or paperwork, and small for laptop peripherals or some hand tools. Those pouches are attached to the lid through hook-n-loop fastener and that's handy to organize them.

The bottom is equipped with a nylon container for clothing, on which double zipper with a long handle helps to roll up fabric cover with no effort. Meet FAA requirement for carry-on luggage and ready to fly anytime.

[1] CX5219RTG / Croxs 5219 Ready-To-Go Case

Dedicated for short term business traveler with less but important items to carry.



CX5219RTG



YOUTUBE
CROXS COMBO CASE



[2] CX5219STG / Croxs 5219 Studio-To-Go Case

For video professional and photographer on the travelling, the Croxs 5219 Studio-To-Go Case includes a set of padded divider and detachable laptop lid organizer. The laptop and accessory pouches on the lid accommodates up to MacBook 15" and its peripherals, making the most use of interior space and proceeding aviation security check with ease. The bottom comes a set of padded divider for your own arrangement, giving fully protection to the video or camera equipments. ▼



CX5219STG

[3] CX5219GTG / Croxs 5219 Gear-To-Go Case

Configuration is same as Croxs 5219 Studio-To-Go Case but with egg-crate foam on the lid instead, providing superior protection to all equipment carried in the case. Padded divider set enables you to organize the space to well fit the equipment you're going to put. ▼



CX5219GTG



Croxs case-to-stand-top series allows you to mount hard case on the light stand or tripod with ease and convenience. These cases features a quick-release adapter, equipped underneath the case, can be detached in seconds makes it easy while traveling and storage. The quick release adapter comes with two 5/8" receivers offer you a choice of vertical or horizontal support placement using a traditional light stand, magic arm or pole. It's also compatible to tripod mounting thanks to the 1/4"-20 female threads, 3/8"-16 female threads and ARCA-Swiss style design on its underside.



CST-2418 Croxs Case (CX2418) to Stand Top
Interior size/ L x W x H (cm): 24.1 x 18.8 x 18.4

CST-3815 Croxs Case (CX3815) to Stand Top
Interior size/ L x W x H (cm): 38 x 26.7 x 15.7

CST-5219 Croxs Case (CX5219) to Stand Top
Interior size/ L x W x H (cm): 52.1 x 29.1 x 19.2

Instruction to assemble the mounting adapter









1. Insert adapter and align the key. 2. Twist to lock.









Case with no mounting adapter. Case with mounting adapter.



CROXS case			
Item	CX1102	CX1807	CX2109
Exterior Size / L x W x H (cm)	12.9 x 9.1 x 3.2	21.0 x 16.7 x 9.0	24.0 x 19.8 x 10.8
Interior Size / L x W x H (cm)	11.7 x 6.8 x 2.6	18.6 x 12.3 x 7.5	21.6 x 15.2 x 9.5
Net Weight (kgs)	0.11	0.6	0.75
Air Pressure Regulator	-	Manual	Manual
Carry-on to fly	☉	☉	☉
Haulage Handle	-	-	-
Wheel	-	-	-
Protective Foam	2 pre-cut EVA	2 pre-cut + 1 egg-crate	
Protection classification	ASTM / IP67		

CROXS case			
Item	CX2306	CX2413	CX2418
Exterior Size / L x W x H (cm)	24.0 x 17.5 x 7.7	30.0 x 25.0 x 14.5	30 x 24.8 x 21.2
Interior Size / L x W x H (cm)	23.5 x 14.5 x 6.2	24.0 x 19.0 x 13.0	24.1 x 18.8 x 18.4
Net Weight (kgs)	0.45	1.55	1.7
Air Pressure Regulator	Manual	Auto	Manual
Carry-on to fly	☉	☉	☉
Haulage Handle	-	-	-
Wheel	-	-	-
Protective Foam	1 pre-cut + 1 egg-crate	2 pre-cut + 1 egg-crate	
Protection classification	ASTM / IP67		

CROXS case			
Item	CX3009 / CX3009GP2	CX3815	CX4026
Exterior Size / L x W x H (cm)	33.2 x 28.0 x 12.0	42.0 x 33.0 x 16.6	42.8 x 28.3 x 27.5
Interior Size / L x W x H (cm)	30.0 x 22.0 x 10.1	38 x 26.7 x 15.7	40.5 x 23.1 x 26.0
Net Weight (kgs)	1.6	2.3	2.9
Air Pressure Regulator	Manual	Auto	Manual
Carry-on to fly	☉	☉	☉
Haulage Handle	-	-	-
Wheel	-	-	-
Protective Foam	3 pre-cut + 1 egg-crate		5 pre-cut + 1 Flat
Protection classification	ASTM / IP67		

CROXS case			
Item	CX4316	CX4818	CX5219 [RTG / STG / GTG]
Exterior Size / L x W x H (cm)	47.0 x 35.5 x 16.8	51.5 x 41.5 x 20.0	57.0 x 35.5 x 22.5
Interior Size / L x W x H (cm)	43.2 x 30.0 x 16.0	48.5 x 35.5 x 18.0	52.1 x 29.1 x 19.2
Net Weight (kgs)	2.6	4.3	5.4
Air Pressure Regulator	Auto	Manual	Auto
Carry-on to fly	☉	☉	☉
Haulage Handle	-	-	☉
Wheel	-	-	☉
Protective Foam		3 pre-cut + 1 egg-crate	
Protection classification		ASTM / IP67	

CROXS case		
Item	CX5632	CX7326
Exterior Size / L x W x H (cm)	63.2x 50.1 x 35.5	80.2 x 52.1 x 30.1
Interior Size / L x W x H (cm)	56.5x 43.8 x 32.3	73.6 x 45.7 x 26.9
Net Weight (kgs)	8.2	9.3
Air Pressure Regulator	Auto	Auto
Carry-on to fly	-	-
Haulage Handle	☉	☉
Wheel	☉	☉
Protective Foam	5 pre-cut + 1 egg-crate	3 pre-cut + 1 egg-crate
Protection classification		ASTM / IP67




CABLE CROSSOVER

The cable crossover is built to protect cables from moisture, oils, solvents, and frame as a shield for impact resistance and load bearing. Kupo have diverse cable crossovers which are made of high density press-molded rubber, backed with sturdy visible yellow lid. Each has dog bone connectors to get connected to create any desired length. Easy to operate and protect the cable through the doorway and eliminate the damage. Operation temperature is -40 C° to 49 C° degree and the load bearing capacity is 2,000 kg. Ideal for indoor and outdoor use, such as concerts, stages, hotels, shopping mall, sports events, school, parking lots, warehouse, construction places and the likes.




Slip-free and sturdy rubber base, grooved for accommodating cables, provides superior wire protection

Yellow hinged PVC lid features high visibility as a sign for urging the caution

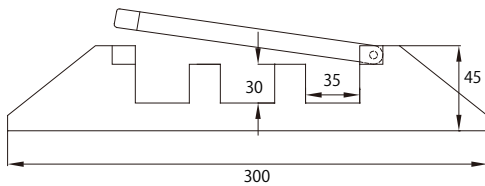


Clear warning sign on the cover indicates a potentially hazard condition



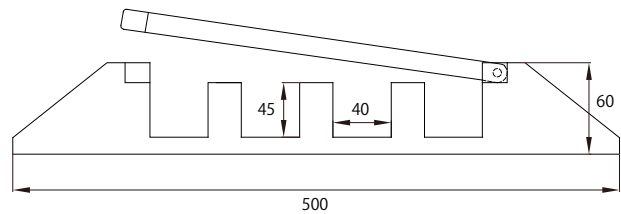
Dog bone connector, featuring male and female end, makes multiple cable crossover in a row

KCG-330



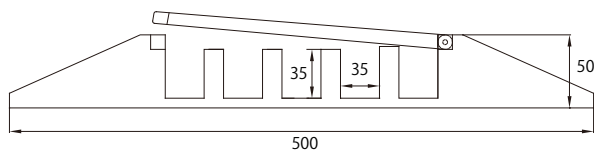
3 CABLE DUCTS		
Insulated: YES	Height: 45mm	9kg
Length: 1000mm	Ducts Height: 30mm	
Width: 300mm	Max. Load: 2,000Kgs	

KCG-445



4 CABLE DUCTS		
Insulated: YES	Height: 60mm	14kg
Length: 900mm	Ducts Height: 45mm	
Width: 500mm	Max. Load: 2,000Kgs	

KCG-535



5 CABLE DUCTS		
Insulated: YES	Height: 50mm	12.5kg
Length: 900mm	Ducts Height: 34mm	
Width: 500mm	Max. Load: 2,000Kgs	



Solid nylon rod fixed to support the hing

K-LOK 400A Single Pole Connector

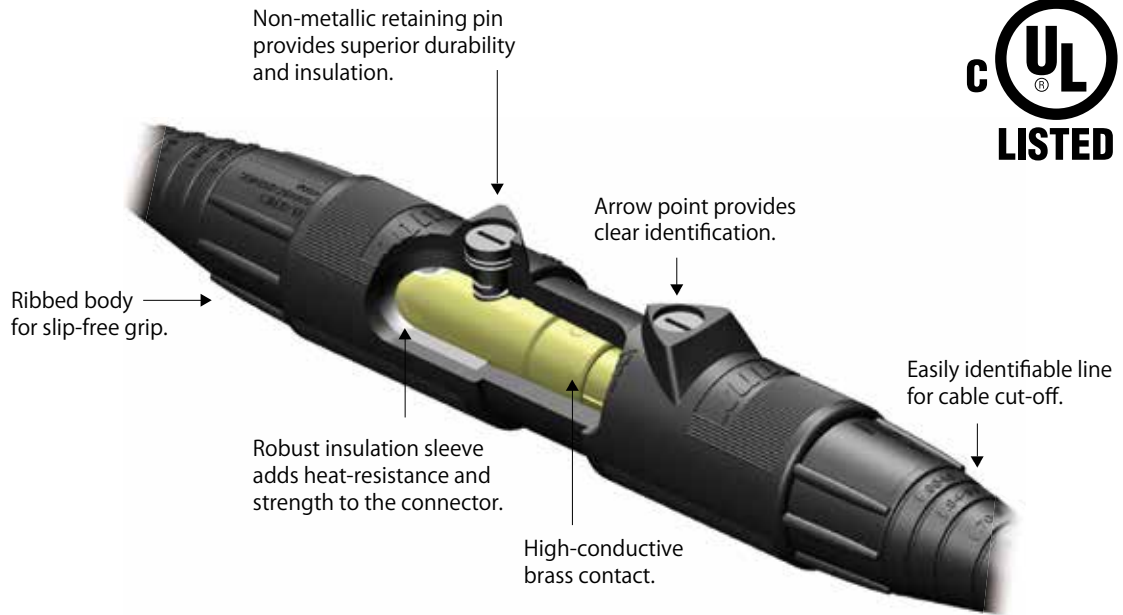
Kupo manufactures the highest quality single pole connectors available. Kupo cam-type connector has a superior non-conductive retaining screw that passed through the entire contact for superior durability. These single pole connectors have been designed with ease of assembly and disassembly in mind, no special tools are required. K-LOK series connectors mate with compatible CAM products.

Technical Information

Voltage Rating	600V Maximum	Contact Material	Brass
Amperage Rating	400A Maximum	Terminal Accommodation	#6, #4, #2, 2/0, 4/0 POM (Longer set screw required for #6 & #4)
Base Compound	Santoprene 105 °C rated	Retaining Pin Material	POM



YOUTUBE
K-LOK 400A SINGLE POLE CONNECTOR



Wide range cable access form 0.33" to 1"



Double set screw terminations



To fit smaller sizes of cable, the brass contact can be made with two smaller dimensions of cable-accessing hole upon request as following :

1. Dia. 16.90mm (Large hole; standard K-LOK)
2. Dia. 14.60mm (Medium hole; upon request)
3. Dia. 10.40mm (Small hole; upon request)



KL-400-BS Retaining Pin
 Retaining pin for 400A K-LOK

LINE MALE



LINE FEMALE



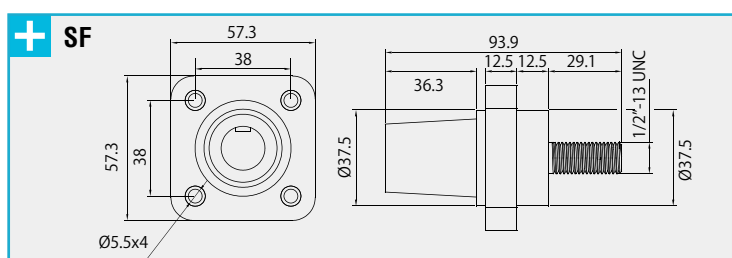
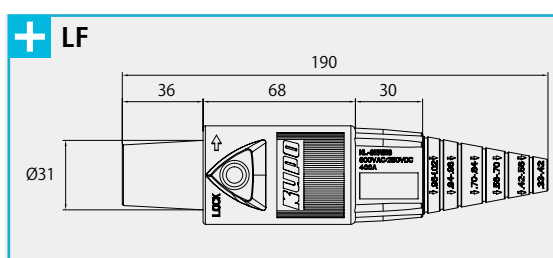
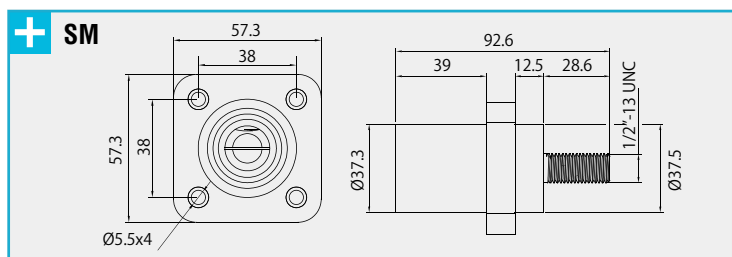
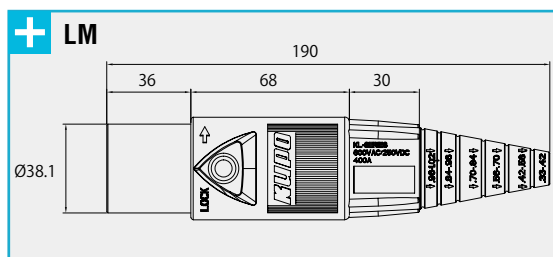
RECEPTACLE MALE-THREAD STUD TYPE



RECEPTACLE FEMALE-THREAD STUD TYPE



DRAWINGS



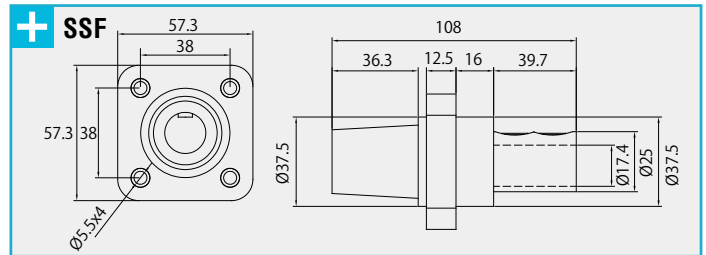
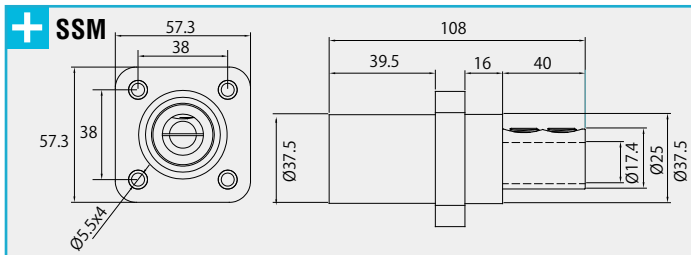
RECEPTACLE MALE-DOUBLE SET SCREW TYPE



RECEPTACLE FEMALE-DOUBLE SET SCREW TYPE



DRAWINGS



K-LOK Dust Cover

Weatherproof snap back protective cover to fit all compatible brands of 400A cam type receptacles. Standard frame dimension allows retrofit existing application easily. The gasket offers a NEMA 3R rated environmental seal that provides a protection against falling rain, dust or frost, and also provides a safe way to cover exposed metal, while keeping the weather out when the receptacle is not use. Kupo Dust Cover is made from a high impact resistant, flame retardant ABS material and corrosion resistant stainless steel hardware. Five colors available for phase identification.

FOR 400A



FOR 150A



FOR 400A

KL-DCT



Clear Dust Cover (KL-DCT) is made of polycarbonate, a tough and durable plastic. It is totally transparent and features see-through visual identification. Assembled with stainless steel hardware but no gasket is supplied.



400A Single Pole Distribution Block

Power distribution box for 400A single pole connector. Equipped with sturdy PA plastic box, this distro block is durable with most portability. It comes with 1-Male 400A and 6-Female 400A panel mount connector. Dust cover is outfitted on all inlet and outlet offering greatest protection. Available with 7 colors of 400A connectors.



YOUTUBE
KUPO PORTABLE POWER
DISTRIBUTION BOXES



PDB-P16400BK



PDB-P16400W



PDB-P16400R



PDB-P16400G



PDB-P16400B



PDB-P16400BN



PDB-P16400GY

400A Single Pole Tapping T connector

Inline adaptor in form of Male -Female-Female. Consist of Santoprene insulation sleeve and brass contact. Rated for max. 400Amp / 600Volts. Compatible with major brands of cam type connectors. Available with blue, red, black, white and green.



KL-400MFFBK



KL-400MFFR



KL-400MFFB



KL-400MFFW



KL-400MFFG

400A Single Pole Molded Three-Fer

Inline adaptor in form of Male-Female-Female-Female. Three female output connectors molded with 3 feet 4/O cable to one male input connector. Rated for max. 400Amp / 600Volts. Compatible with major brands of cam type connectors. Available with blue, red, black, white and green.



KL-400MM3FBK



KL-400MM3FR



KL-400MM3FB



KL-400MM3FW



KL-400MM3FG

K-LOK 150A Single Pole Connector (Mini-Cam)

Mini-Cam is a series of 150 Amp light duty single pole connector in addition to heavy duty 400 Amp ones. Like its heavy duty family members, Mini-Cam is also constructed of Santoprene, possessing a superior performance in insulation. With enhanced features on safety designs and wider range of cable accommodation, Mini-Cam is the ideal and reliable connector for your own job.

Technical Information

Voltage Rating	600V Maximum	Contact Material	Brass
Amperage Rating	150A Maximum	Terminal Accommodation	#8, #6, #4, #2
Base Compound	Santoprene 105 °C rated	Retaining Pin Material	POM

Features

1. Cable accommodation from #8 AWG to #2 AWG (for cable outside diameter up to 13.60mm).
2. POM (Polyformaldehyde) ring is two times longer than others for fully encompassing the brass contact for excellent insulation.
3. Housing with large ribs for comfort gripping; prolonged body helps user to hold it firmly.
4. Two additional longer set screws are supplied for maximum flexibility when smaller cable is used.
5. Compatible with other brands of 150A cam-type connector.
6. UL/CUL Certified



Double set screws for cable firmly sit in the position; additional longer set screws are supplied for mating smaller cable.



Boot made of UV-resistant Santoprene, providing excellent protection. Safer and durable.



Cable cut-off identification clearly engraved on the boot.



The tension hole at rear side of split contact retains the contact from over pressed, so as to prevent the loose mating after several time of uses.



KL-150-BS Retaining Pin
Retaining pin for 150A K-LOK

LINE MALE



KL-150LMBK **KL-150LMR** KL-150LMB KL-150LMW **KL-150LMG** KL-150LMBN KL-150LMGY

LINE FEMALE



KL-150LFBK **KL-150LFR** KL-150LFB KL-150LFW **KL-150LFG** KL-150LFBN KL-150LFGY

RECEPTACLE MALE-THREAD STUD TYPE



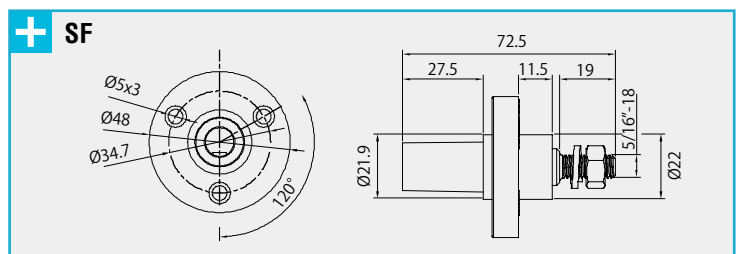
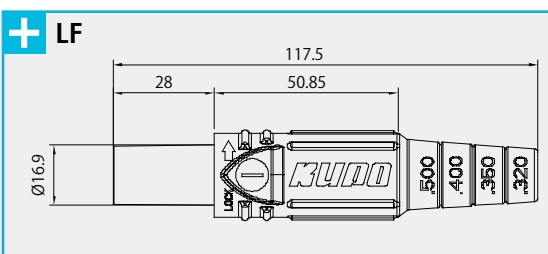
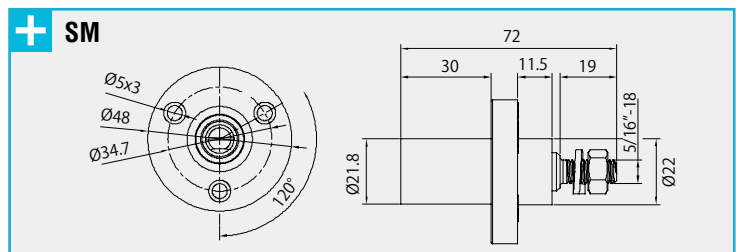
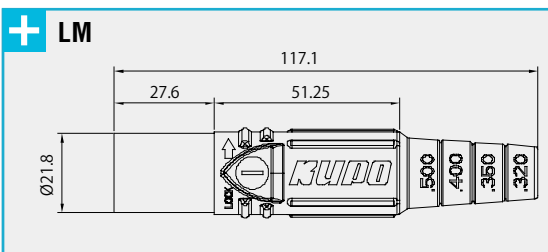
KL-150SMBK **KL-150SMR** KL-150SMB KL-150SMW **KL-150SMG** KL-150SMBN KL-150SMGY

RECEPTACLE FEMALE-THREAD STUD TYPE



KL-150SFBK **KL-150SFR** KL-150SFB KL-150SFW **KL-150SFG** KL-150SFBN KL-150SFGY

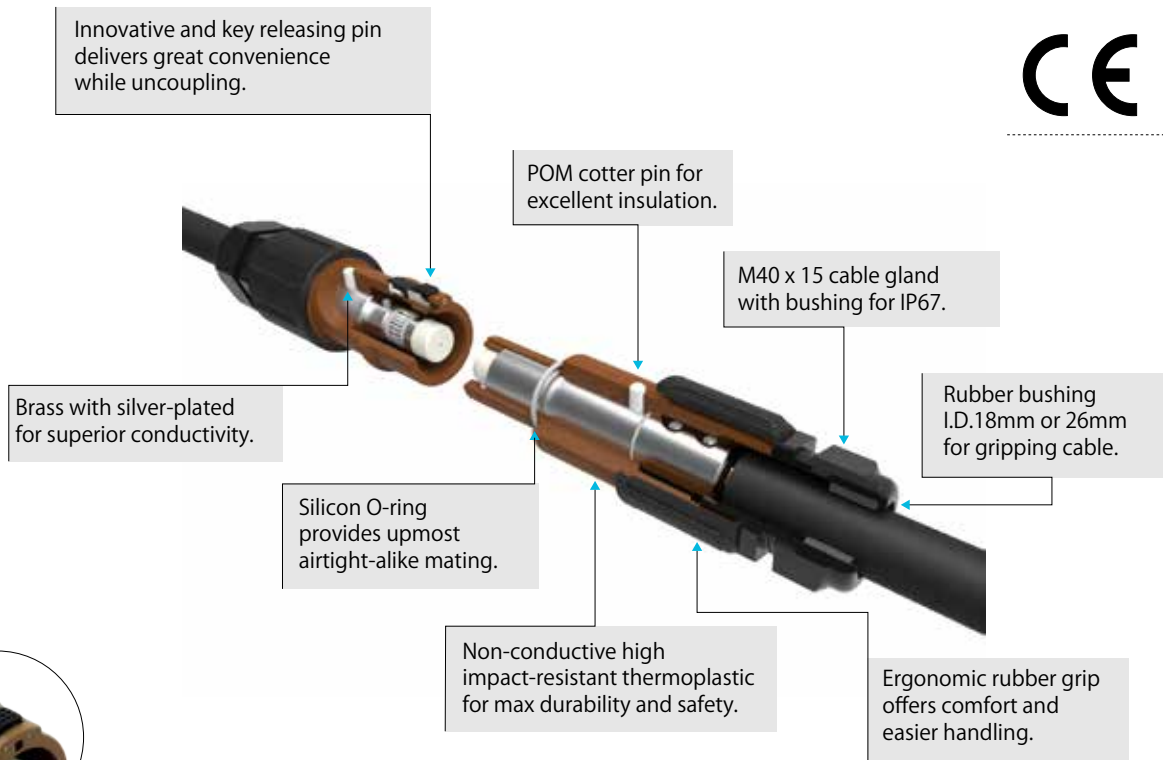
DRAWINGS



[POWERFIT 400AMP CONNECTORS]

PowerFit connectors are well fabricated and compatible with major brands of single-pole power connector. The invented patent key releasing pin, particularly embedded on each line source and panel source, delivers great safety and convenience without additional tool while uncoupling.

PowerFit is made in high standards. Full series employ high impact and temperature resistance thermoplastic, with flame retardant compound. Ergonomic rubber hand grip on each line connector provides the great comfort to the utility. The M40 cable gland comes standard and while connectors mated, it becomes IP67 rated. Unsurpassed pushing button design makes the handling of coupling and uncoupling easier. Respective phase and line information is clearly marked on the connectors for easy identification. The contact is made of brass with silver plated, providing excellent conductivity. Cotter pin is made of POM featuring great insulation, high stiffness, low friction and absorbent.



Innovative push-to-release design makes the uncoupling handy without additional tool. This can be dismantled through small slotted screwdriver if needed.



YOUTUBE
POWERFIT 400A SINGLE
POWER CONNECTOR

TECHNICAL INFORMATION

- Current Rating: 400A continuous with 120mmsq cable.
- Withstanding Voltage: 1000Vac.
- Test Voltage: 4500Vac.
- Short Circuit Rating: Up to 35.5kA.
- Insulation Resistance: >5000 M Ohms at 500Vac.
- Contact Resistance: 0.1m Ohms.
- IP rating while mated: IP67.
- Contact Material: Brass with silver plated.
- Housing Material: High Impact Resistant Thermoplastic.
- Cotter Pin Material: POM.
- Working Temperature: 45 to 85 Degree C
- Contact Type: Set Screw.
- Set Screw Torque on Brass Contact: 10.5 N/meter (minimum required).
- Mating Cycle: 500 / - Flammability: UL94-V0.
- CE and RoHS compliant.



M40 cable gland comes with two rubber sleeves (I.D. 18mm and 26mm) for the greatest flexibility with fitting the cable.



Comfort handling with superior & ergonomic rubber grip.



R120 reduction sleeve made of brass with silver plated for accommodating up to dia. 16.50mm wire.



Shorter cotter pin for line source; longer one for line drain. For safety, never reuse cotter pin.

IN-LINE TYPE

General Information:

- Ergonomic hand grip assists easier handling.
- Color coded and mechanically keyed to prevent mating errors.
- Contacts fitted with a plastic end cap to prevent accidental touching of live parts.
- IP 2X finger protection against electric shock.
- M40 cable gland is supplied with two rubber bushings, 18mm (I.D.) and 26m (I.D.), for gripping cables up to 19-28mm diameter.
- R120 Reduction Sleeve, 16.50mm (I.D.) x 32mm(L), is included as standard for cable diameter 120mmsq; other size of sleeve is available upon request.

LINE SOURCE

- With a male contact, mating with Line Drain or Panel Drain.
- Secondary spring pin engages with a slot of source connector to prevent the connector from being uncoupled.
- Shorter POM cotter pin is equipped.



LINE 1

PFLS-1BN-S120M40A



LINE 2

PFLS-2BK-S120M40A



LINE 3

PFLS-3GY-S120M40A



NEUTRAL

PFLS-NBL-S120M40A



EARTH

PFLS-EGN-S120M40A



LINE 1

PFLS-1R-S120M40A



LINE 2

PFLS-2W-S120M40A



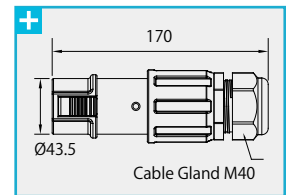
LINE 3

PFLS-3BL-S120M40A



NEUTRAL

PFLS-NBK-S120M40A



LINE DRAIN

- With a female contact, mating with Line Source or Panel Source.
- Innovative patent key-release pin for easy uncoupling without additional tool.
- Longer POM cotter pin is equipped.



LINE 1

PFLD-1BN-S120M40A



LINE 2

PFLD-2BK-S120M40A



LINE 3

PFLD-3GY-S120M40A



NEUTRAL

PFLD-NBL-S120M40A



EARTH

PFLD-EGN-S120M40A



LINE 1

PFLD-1R-S120M40A



LINE 2

PFLD-2W-S120M40A



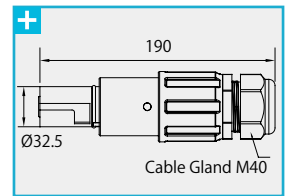
LINE 3

PFLD-3BL-S120M40A



NEUTRAL

PFLD-NBK-S120M40A



PF

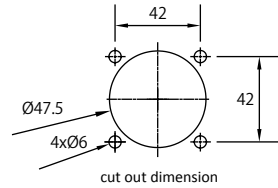
Type	Key Position	Color	Contact Type	Cable Gland
LD = Line Drain	E = Earth	GN = Green	S120 = Set Screw 120mmsq	M40A = 19-28mm
LS = Line Source	N = Neutral	BL = Blue	C240 = 240mmsq Crimp	M40B = 22-32mm
	1 = Line 1	BN = Brown		
	2 = Line 2	BK = Black		
	3 = Line 3	GY = Grey		
		R = Red		
		Y = Yellow		
		W = White		

▲ Never reuse cotter pin; reusing cotter pin might expose the operation to electrical danger ▲

PANEL TYPE

General Information:

- With a male contact, mates with Line Drain.
- Supplied with M12 threaded post with brass nut and spring washer for cable attachment.
- Color coded and mechanically keyed to prevent mating errors.
- Contacts fitted with a plastic end cap to prevent accidental touching of live parts.
- IP 2X finger protection against electric shock.
- 4 x dia. 5.5mm fixing holes on the flange.



PANEL SOURCE

- With a male contact, mating with Line Drain .
- Innovative patent key-release pin for easy uncoupling without additional tool.



LINE 1 PFPS-1BN



LINE 2 PFPS-2BK



LINE 3 PFPS-3GY



NEUTRAL PFPS-NBL



EARTH PFPS-EGN



LINE 1 PFPS-1R



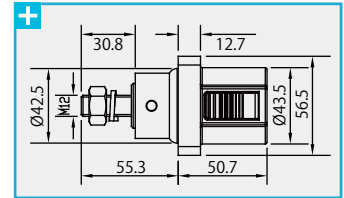
LINE 2 PFPS-2W



LINE 3 PFPS-3BL



NEUTRAL PFPS-NBK



PANEL DRAIN

- With a female contact, mating with Line Source.
- Secondary spring pin engages with a slot of source connector to prevent the connector from being uncoupled.



LINE 1 PFDP-1BN



LINE 2 PFDP-2BK



LINE 3 PFDP-3GY



NEUTRAL PFDP-NBL



EARTH PFDP-EGN



LINE 1 PFDP-1R



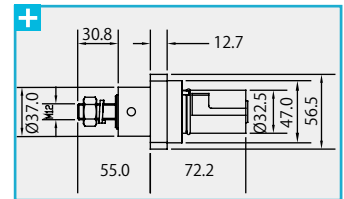
LINE 2 PFDP-2W



LINE 3 PFDP-3BL



NEUTRAL PFDP-NBK



PF	Type	Key Position	Color	Contact Type
		PD = Panel Drain PS = Panel Source	E = Earth N = Neutral 1 = Line 1 2 = Line 2 3 = Line 3	GN = Green BL = Blue BN = Brown BK = Black GY = Grey R = Red Y = Yellow W = White

▲ Never reuse cotter pin; reusing cotter pin might expose the operation to electrical danger ▲

Turn-lok, Nema Locking Connector

TURN-LOK connectors are the choice for quality electrical demand. UL and cUL listed, and also made to comply with NEMA 20A and 30A configuration. It is constructed of sturdy Nylon, PBT (thermoplastic) and premium grade of copper alloy, ensuring the durability and reliability for power connection. Turn-Lok is available in both receptacles and plugs for voltage AC125/250V, and covering up the needs for single and three phase applications.

Specification

1. Material: Nylon and PBT (thermoplastic) for line male and female; PBT only for socket receptacle.
2. Terminals: 1.8mm Copper alloy for 30A line male/female, 1.6mm copper alloy for 20A line male / female, 1.2mm copper alloy for receptacle.
3. Terminal screw: #10 screws bronze.
4. Wire accommodation: AWG #12 wire (for 20A connectors) / AWG #10 wire (for 30A connectors).



Features

1. Ribbed main body for firm and secure gripping.
2. Constructed of PBT (thermoplastic) and Nylon for greater impact-resistance and insulation.
3. Screw-type cord grip for maximum tightening force.

ATL-520LP Locking Plug

Pin: 3 / AMP: 20 / Voltage: 125
NEMA: L5-20P



ATL-620LP Locking Plug

Pin: 3 / AMP: 20 / Voltage: 250
NEMA: L6-20P



ATL-530LP Locking Plug

Pin: 3 / AMP: 30 / Voltage: 125
NEMA: L5-30P



ATL-630LP Locking Plug

Pin: 3 / AMP: 30 / Voltage: 250
NEMA: L6-30P



ATL-1420LP Locking Plug

Pin: 4 / AMP: 20 / Voltage: 125 / 250
NEMA: L14-20P



ATL-1430LP Locking Plug

Pin: 4 / AMP: 30 / Voltage: 125 / 250
NEMA: L14-30P



ATL-1520LP Locking Plug

Pin: 4 / AMP: 20 / Voltage: 250
NEMA: L15-20P



ATL-1530LP Locking Plug

Pin: 4 / AMP: 30 / Voltage: 250
NEMA: L15-30P



ATL-1620LP Locking Plug

Pin: 4 / AMP: 20 / Voltage: 480
NEMA: L16-20P



ATL-620P Inline Piug

Pin: 3 / AMP: 20 / Voltage: 250
NEMA: 6-20P



ATL-520C Locking Cord Connector

Pin: 3 / AMP: 20 / Voltage: 125
NEMA: L5-20C



ATL-620C Locking Cord Connector

Pin: 3 / AMP: 20 / Voltage: 250
NEMA: L6-20C



ATL-530C Locking Cord Connector

Pin: 3 / AMP: 30 / Voltage: 125
NEMA: L5-30C



ATL-630C Locking Cord Connector

Pin: 3 / AMP: 30 / Voltage: 250
NEMA: L6-30C



ATL-1420C Locking Cord Connector

Pin: 4 / AMP: 20 / Voltage: 125 / 250
NEMA: L14-20C



ATL-1430C Locking Cord Connector

Pin: 4 / AMP: 30 / Voltage: 125 / 250
NEMA: L14-30P



ATL-1520C Locking Cord Connector

Pin: 4 / AMP: 20 / Voltage: 250
NEMA: L15-20P



ATL-1530C Locking Cord Connector

Pin: 4 / AMP: 30 / Voltage: 250
NEMA: L15-30P



ATL-1620C Locking Cord Connector

Pin: 4 / AMP: 20 / Voltage: 480
NEMA: L16-20P



ATL-515CF Inline Connector

Pin: 3 / AMP: 15 / Voltage: 125
NEMA: 5-15C



ATL-520CF Inline Connector

Pin: 3 / AMP: 20 / Voltage: 150
NEMA: 5-20C



ATL-615CF Inline Connector

Pin: 3 / AMP: 15 / Voltage: 250
NEMA: 6-15C



ATL-620CF Inline Connector

Pin: 3 / AMP: 20 / Voltage: 250
NEMA: 6-20C



ATL-1420FI

Locking Flange Inlet

Pin: 4 / AMP: 20 / Voltage: 125 / 250

NEMA: L14-20



ATL-1520FI

Locking Flange Inlet

Pin: 4 / AMP: 20 / Voltage: 250

NEMA: L15-20



ATL-1620FI

Locking Flange Inlet

Pin: 4 / AMP: 20 / Voltage: 480

NEMA: L16-20



ATL-1530FI

Locking Flange Inlet

Pin: 4 / AMP: 30 / Voltage: 250

NEMA: L15-30



ATL-1420FO

Locking Flange Outlet

Pin: 4 / AMP: 20 / Voltage: 125 / 250

NEMA: L14-20



ATL-1520FO

Locking Flange Outlet

Pin: 4 / AMP: 20 / Voltage: 250

NEMA: L15-20



ATL-1620FO

Locking Flange Outlet

Pin: 4 / AMP: 20 / Voltage: 480

NEMA: L16-20

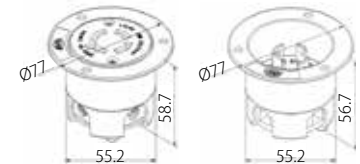


ATL-1530FO

Locking Flange Outlet

Pin: 4 / AMP: 20 / Voltage: 250

NEMA: L15-30



ATL-520R

Locking Receptacle

Pin: 3 / AMP: 20 / Voltage: 125

NEMA: L5-20R



ATL-620R

Locking Receptacle

Pin: 3 / AMP: 20 / Voltage: 250

NEMA: L6-20R

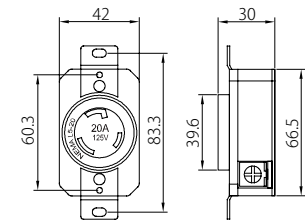


ATL-530R

Locking Receptacle

Pin: 3 / AMP: 20 / Voltage: 125

NEMA: L5-30R



ATL-630R

Locking Receptacle

Pin: 3 / AMP: 30 / Voltage: 250

NEMA: L6-30R



ATL1420R

Locking Receptacle

Pin: 4 / AMP: 20 / Voltage: 125/250

NEMA: L14-20R

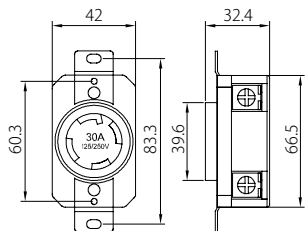


ATL-1430R

Locking Receptacle

Pin: 4 / AMP: 30 / Voltage: 125/250

NEMA: L14-30R



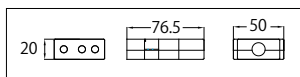
TSP-20LF

TSP-20LM

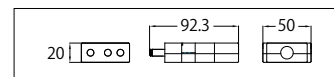
TSP-20LMC



TSP-20LFC



TSP-20LF FEMALE INLINE

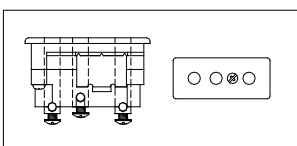


TSP-20LM MALE INLINE

STAGE PIN CONNECTOR

(20 AMP INLINE PLUGS AND CONNECTORS)

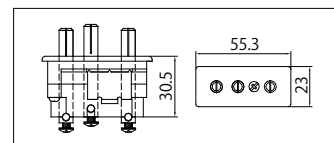
- Compatible with all other 20Amp Connectors.
- Connector body made of thermoplastic (material rated at 250 degree C); Free from melt and break down.
- Crimpless pressure terminal reduces the association with ring terminals; Wider wiring chamber for easier to wire.
- Brass pins and can be replace if damaged pins float in housing for easier alignment and low resistance.
- Female sleeves are spilt to make a spring that exerts pressure on the male pin over the life of the device; Even a crushed pin will make contact in female device.
- Clearly marked terminals in accordance NEC to prevent mis-wiring. Cable entry accepts 12/3 hard cable.



TSP-20SF FEMALE PANEL MOUNT



YOUTUBE
KUPO STAGE
PIN CONNECTORS



TSP-20SM MALE PANEL MOUNT

PANEL CUTOUT. 760 x 2.020 (Inch),
16 GAUGE, .060" MATERIAL



20 AMP PANEL MOUNT STAGE PIN CONNECTOR

- Both males and females with a screw-driven mounting clip provides quick and easy mounting or removal from panels of various thickness.
- Stripped conductors could be inserted through the cross-hole for pressure termination using wire shoes, which are included.
- Ring terminations are also available for panel mount devices.
- Self-grounding mounting clip eliminates need for separate ground wire.
- Precisely fit the industry standard panel cut-out.

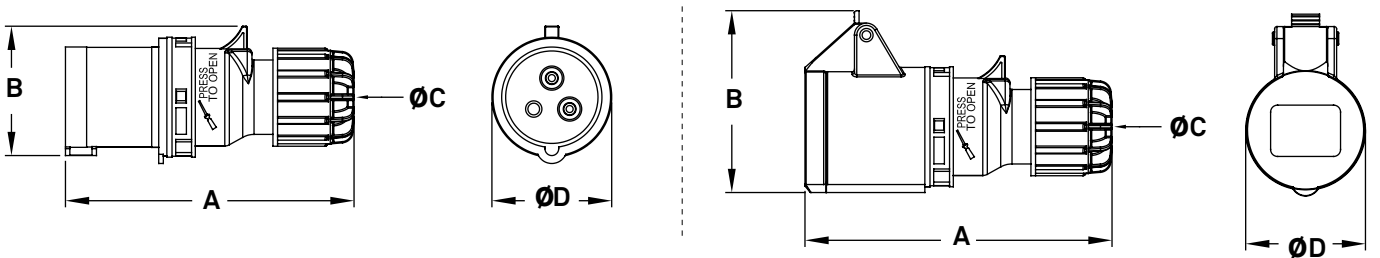
B&B stands for Blue lid and Black body, is specially designed for entertainment industry, for 250 voltage rating identification and anti-reflection with matt black finish. That makes the connectors harmonized with the background during a presentation of a production. The professional connector also has CE approval and IP 44 rating to meet the safety standard. It works stably in low and high temperature indoor or outdoor environment; and widely applied to factory, power distribution system, machinery, building site, stage equipments etc.



Item	Amper	Poles	Key	Voltage (V)	Dimensions (mm)				Cable Size (mmsq)
					A	B	C	D	
KHTN013	16	3	6h	230	120	57	15	53.5	1-2.5
KHTN013-4	16	3	4h	110	120	57	15	53.5	1-2.5
KHTN013-BK	16	3	6h	230	120	57	15	53.5	1-2.5
KHTN023	32	3	6h	230	150	80.5	22	72	2.5-6
KHTN014	16	4	4h	400	125	67.5	15	61	1-2.5
KHTN024	32	4	6h	400	150	80.5	17	72	2.5-6
KHTN025	32	5	6h	400	155	89.5	17	79.5	2.5-6
KHTN725	32	5	6h	400	155	89.5	22	79.5	2.5-6



Item	Amper	Poles	Key	Voltage (V)	Dimensions (mm)				Cable Size (mmsq)
					A	B	C	D	
KHTN213	16	3	6h	230	130	75.6	15	52	1-2.5
KHTN213-4	16	3	4h	110	130	75.6	15	52	1-2.5
KHTN213-BK	16	3	6h	230	130	75.6	15	52	1-2.5
KHTN223	32	3	6h	230	162	94	22	64.6	2.5-6
KHTN214	16	4	4h	400	135	83	15	58	1-2.5
KHTN224	32	4	6h	400	162	94	17	64.6	2.5-6
KHTN225	32	5	6h	400	163.5	100	17	71	2.5-6



KHTN413 B&B



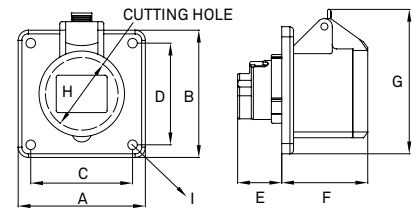
KHTN423



KHTN415



KHTN414



Item	Amper	Poles	Key	Voltage (V)	Dimensions (mm)						
					A/B	C/D	E	F	G	H	I
KHTN413	16	3	6h	230	62	47	25.8	52	85	43	4.5
KHTN414	16	4	6h	400	75	60	27	52	87	50	4.5
KHTN415	16	5	6h	400	75	60	27	52	91	56	4.5
KHTN423	32	3	6h	230	75	60	26.2	52	93	57.5	4.5
KHTN424	32	4	6h	400	75	60	30	52	87	58	4.5
KHTN425	32	5	6h	400	75	60	30	63	100	64	4.5

KHTN613



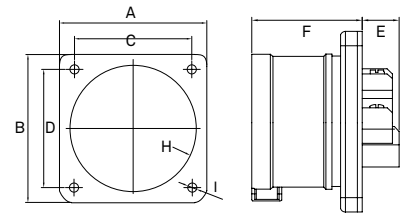
KHTN623



KHTN624



KHTN625



Item	Amper	Poles	Key	Voltage (V)	Dimensions (mm)						
					A/B	C/D	E	F	H	I	
KHTN613	16	3	6h	230	75	60	16.5	45.5	64	4.5	
KHTN623	32	3	6h	230	75	60	16.5	54.7	64	4.5	
KHTN624	32	4	6h	400	75	60	16.5	55	64	4.5	
KHTN625	32	5	6h	400	75	60	16.5	55	64	4.5	

Schuko is one of industrial standard connector mostly used in Germany and part of Europe. It is widely adopted in entertainment as well. Kupo supplies variation of assembly-type schuko for the need, including stiff housing and rubber encompassed model.

Technical Information:

- 1. Contact: Nickel-plated bronze; 2P+E. / 2. Protection: IP 44.
- 3. Shell: PA66 with flame retarded Rubber (for rubber models only).



131 Schuko Connector



1602 Schuko Connector



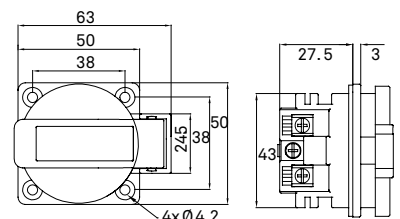
R212 Schuko Connector (Rubber)



R012 Schuko Connector (Rubber)



CZ03 Schuko Connector



PLASTIC POWER BOX

Kupo's plastic power distribution is constructed of PA material which offers excellent insulation, impact-resistance and flame-retarded features. With in-house bracket structure, it can be diversely attached to the truss or tube with combination of clamps. Other than rigid PA material, this box is also fabricated with quality connectors, and assembled through experienced craftsmanship, which ensures the durability and reliability.

PDB-P003-KDK

6 x Schuko panel female (output).
 1 x 32A 5P three phase CEE panel male (input).
 L1->channel 1 & 2.
 L2->channel 3 & 4.
 L3->channel 5 & 6.



PDB-P004-KDK

6 x CEE 16A panel female (output).
 1 x 32A 5P three phase CEE panel male (input).
 L1->channel 1 & 2.
 L2->channel 3 & 4.
 L3->channel 5 & 6.



Designed for temporary power distribution on the go, this single phase 32A (230V) power distribution box is equipped with 4 x 16A outlets for flexible utility. 32A plug to 4 x 16A MCB protected socket. Fully insulated and fabricated with robust PA box. Comes in 1.5M extension cable for easy hookup with the power source.



Input: 1 x 32A 230V IP44 1P+N+E CEE plug on H07RN-F
 3x6mmsq 1.5M lead
 Output: 4 x 16A 230V IP44 1P+N+E CEE socket
 Output Protection: 16A 1P C-Type MCB
 Box Dimensions: 504mm (L) x 137mm (W) x 112mm (H)
 Weight: 3.8kg



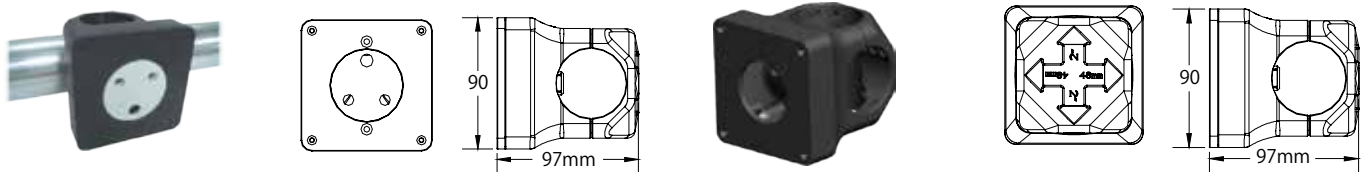
Each output is MCB protected.

PDB-P3201 32A Power Distribution Box

32A Power Distribution Box, 4 x 16A MCB protected socket. (32A Power Distribution Box with 1.5M lead)

Versatile Socket is fabricated by injection-molded ABS featuring impact resistance, maximum toughness and also flame-retarded. Two-way assemble housing provides the selection to fit either 2" or 48mm tube systems, which makes it an ideal power outlet for various installation applications. It is designed for 15A round pin BS546, 13A rectangular pin BS1363, 16A CEE form and 16A Schuko connectors.

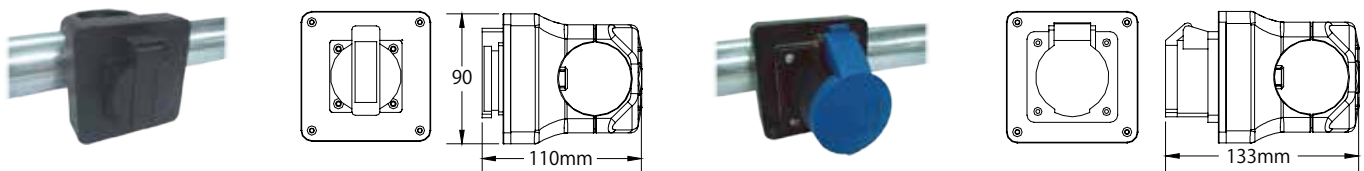
Standard Applications



VS-4851-B Versatile Socket

For 15A / BS546 & 13A / BS1363

Standard package w/ 8 fixing screws feasible for tube sizes 48mm and 2".



VS-4851-M Versatile Socket

For Schuko or CEE form 16A connector

Other Applications (Customized)



VS-4851-1 Versatile Socket

Blank Plate Only (w/o fixing base)

Y-SPLITTER

Y-Cord or Twofer, are cabling device used in theatrical stage lighting. It allows two stage lighting instruments to be connected to one dimming channel. Never having cumbersome for jamming two wires into a single connector. Kupo Y-Splitters are constructed with two layers. The inner core is PVC injection-molding, offering great tensile force while the outer is rubber molding cover with excellent impact-absorbency. The mold-in extension is H07RN-F rubber cables (overall length 1M) with fire retardant and oil resistant specs. It is wired in parallel or series.



YS-2.5



YS-2.5-CEE



YS-2.5/S-CEE



YS-4.0



YS-4.0-CEE



Parallel / Series sticker mark with transparent heat-shrink sleeve identify the wirings clearly.

Part Number	Description
YS-2.5	Y Splitter, 3 x 2.5mmsq rubber cable, length 1M, parallel wired
YS-2.5/S	Y Splitter, 3 x 2.5mmsq rubber cable, length 1M, series wired
YS-2.5-CEE	Y Splitter, 3 x 2.5mmsq rubber cable, length 1M, parallel wired with 16A CEE form connectors
YS-2.5/S-CEE	Y Splitter, 3 x 2.5mmsq rubber cable, length 1M, series wired with 16A CEE form connectors
YS-4.0	Y Splitter, 3 x 4.0mmsq rubber cable, length 1M, parallel wired
YS-4.0-CEE	Y Splitter, 3 x 4.0mmsq rubber cable, length 1M, parallel wired with 32A CEE form connectors

Note: Parallel is a consistent voltage in circuit, and current is shared between the two instruments. The series wired, the current through each of the lighting instruments is the same, and the voltage across the lighting instruments is the sum of the voltages across each lighting instruments.

3-Phase Y-Splitter fan-out cable set is taking three phase power and making three single phase outlets. It is fabricated with two layers. The inner core is PVC injected molding with internally wired, offering great tensile force. The outer is rubber molding cover with excellent impact-absorbency and insulation. This Y splitter is embossed with identification marks showing where each of phase is going. Molded with H07RN-F rubber cables for fire retardant and oil resistant.



YS-16331

3-Phase Y Splitter, fan-out to three single phase, length 1M.



YS-16331-CEE

3-phase Y splitter to three single phase, length 100cm, parallel wired with 16A CEE connectors.

Specification

1. Input cable: 5 x 2.5mmsq H07RN-F
2. Output cable: 3 x 2.5mmsq H07RN-F
3. Clear phase identification for each outlet cable
4. Overall length 100cm (without connector)

This is three phase fan-out Y cable set for max. 32A capacity in total. Fabricated of PVC inner layer with rubber molding outside, it has excellent performance in insulation and impact absorbency. Molded with 5 core x 4.0mmsq H07RN-F rubber cable for fire retarded and oil resistant.



YS-32323

3-phase Y splitter, fan out to two three phase, length 1M, parallel wired.



YS-32323-CEE

3-phase Y splitter, fan out to two three phase, length 1M, parallel wired with 32A CEE form connectors.

Specification

1. Max. 32A (415V) three phase Y splitter
2. Input cable: 5 x 4.0mmsq H07RN-F
3. Output cable: 5 x 4.0mmsq H07RN-F
4. Overall length 100cm (without connector)

PROFESSIONAL HB CONNECTOR

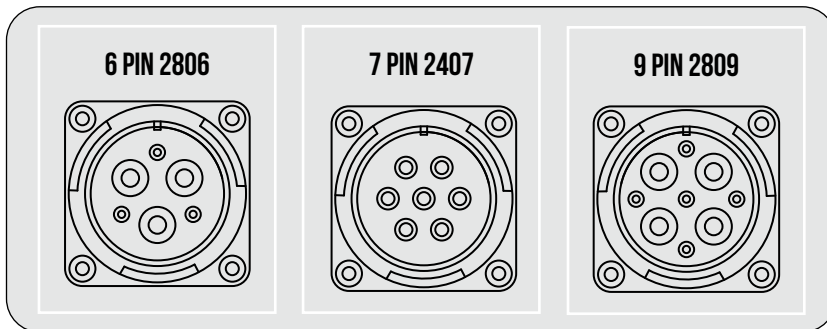
The KUPO HB connectors' range is designed to meet the needs of head to ballast connections. HB series cover the range of power from 575W to 18KW used by ARRI.



Features:

1. Compatible with Veam CIR connectors.
2. Machined aluminum bodies with ribbed coupling ring to provide easy manual coupling and uncoupling.
3. Back-shell with scratch resistant and black anodized.
4. Back-shell and cable clamps to fit different cable O.D.
5. Waterproof to IP67.
6. The grip rubber on locking ring.

CONTACTS CONFIGURATION & KEY POSITION ARRANGEMENT

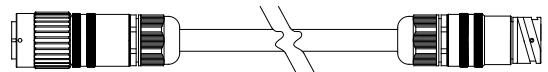


- We keep all the above models in stock for inline male and female assembly.
- WPC-2407 series are available in different key position arrangement for various lighting fixtures; WPC-2806 & WPC-2809 series are only for 6K-18K Arri lights.

CROSS REFERENCE FOR VARIOUS BRANDS

BRAND	ARRI	CINEMILLS	STRAND	MOLE	SUNRAY	LTM	DE-SISTI
575W	2407-W	2407-Z	2407-Z	2407-Z	2407-Z	-	2407-Z
1200W	2407-W	2407-W	2407-W	2407-W	2407-W	-	2407-W
2500W	2407-O	2407-O	2407-O	-	2407-O	2407-O	2407-O
4000W	2407-O						
6000W	2806						
12KW	2809						
18KW	2809						

HEAD TO BALLAST CABLE



Cat. No.	Description
HB-1.2K-7M	1.5mm 7M, WPC-2407LM-W+WPC-2407LF-W (ARRI 575W /1200W)
HB-1.2K-15M	1.5mm 15M, WPC-2407LM-W+WPC-2407LF-W (ARRI 575W/1200W)
HB-4K-7M	2.5mm 7M, WPC-2407LM-O+WPC-2407LF-O (ARRI 2500W/4000W)
HB-4K-15M	2.5mm 15M, WPC-2407LM-O+WPC-2407LF-O (ARRI 2500W/4000W)
HB-6K-7M	3C x 16mm+3C x 1.5mm 7M, WPC-2806LM+WPC-2806LF (ARRI 6000W)
HB-6K-15M	3C x 16mm+3C x 1.5mm 15M, WPC-2806LM+WPC-2806LF (ARRI 6000W)
HB-12K-7M	4C x 16mm+5C x 1.5mm 7M, WPC-2809LM+WPC-2809LF (ARRI 12KW)
HB-12K-15M	4C x 16mm+5C x 1.5mm 15M, WPC-2809LM+WPC-2809LF (ARRI 12KW)
HB-18K-7M	4C x 16mm+5C x 1.5mm 7M, WPC-2809LM+WPC-2809LF (ARRI 18KW)
HB-18K-15M	4C x 16mm+5C x 1.5mm 15M, WPC-2809LM+WPC-2809LF (ARRI 18KW)

ARRI is a registered trademark of ARRI Group.

ADAPTERS DRAWINGS



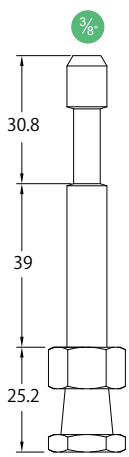
Adapters are one of the essential accessories to complete a perfect light control performance. Kupo offers a wide range of adapters built with strict quality to accept any lighting fixtures and grip accessories.



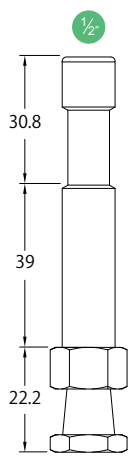
ADAPTERS DRAWINGS

All measurements shown are millimeters unless otherwise indicated.

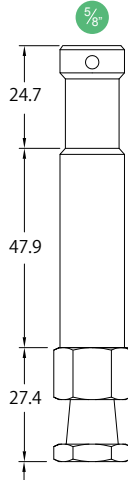
- $\frac{1}{4}$ Indicates an external thread or stud diameter / Metric \bullet / Imperial \bullet
- $\frac{1}{4}$ Indicates an internal thread or socket diameter / Metric \circ / Imperial \circ



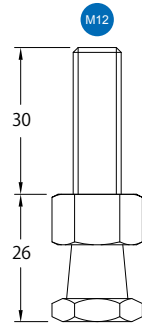
KS-001



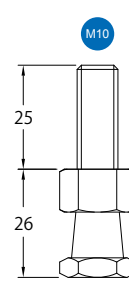
KS-002



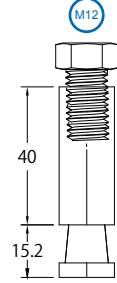
KS-003



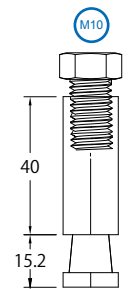
KS-004



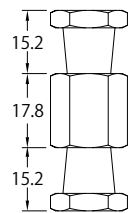
KS-005



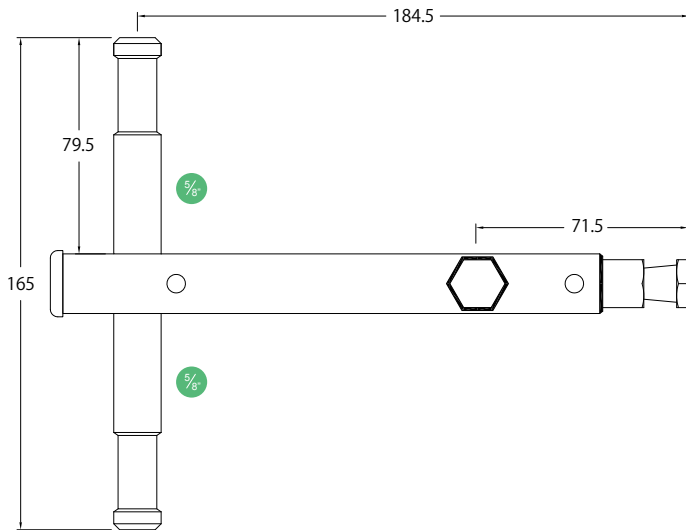
KS-006



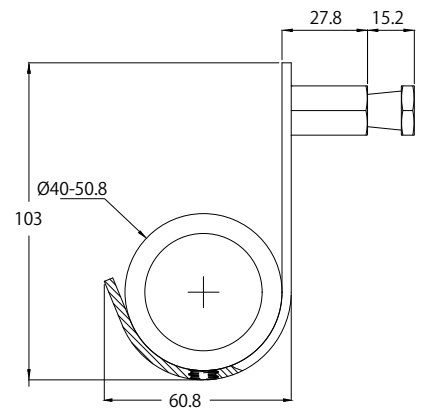
KS-007



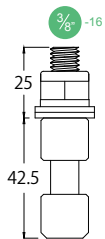
KS-008



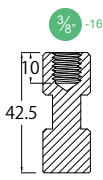
KS-010



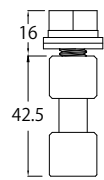
KS-012



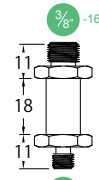
KS-013



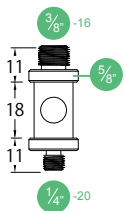
KS-013FS



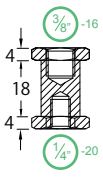
KS-013F



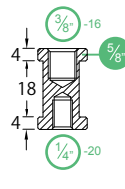
KS-014



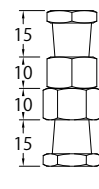
KS-014R



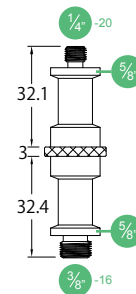
KS-015



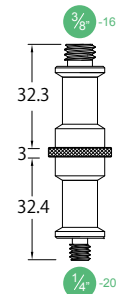
KS-015R



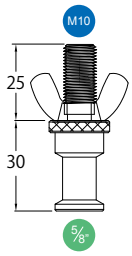
KS-016



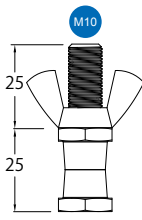
KS-017



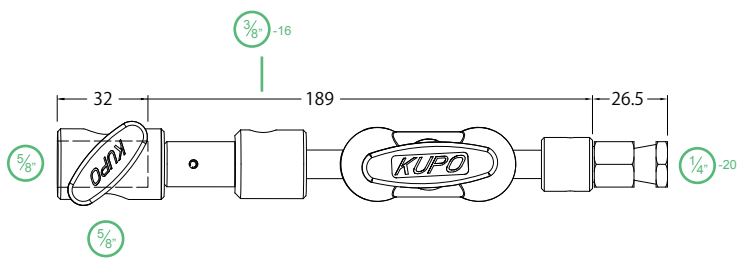
KS-017SB



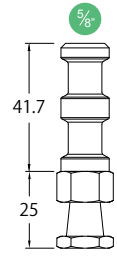
KS-018



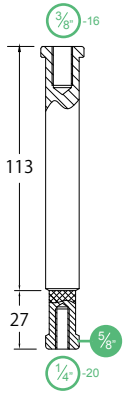
KS-018H



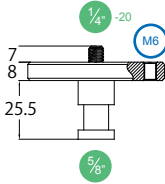
KS-019



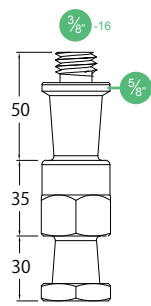
KS-020



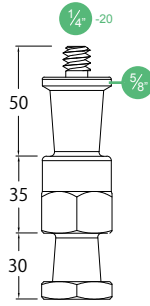
KS-022



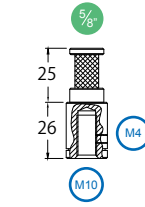
KS-024



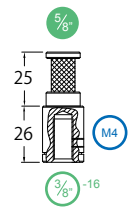
KS-025



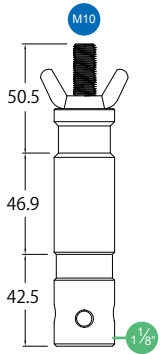
KS-026



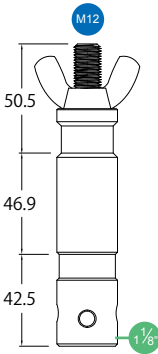
KS-027



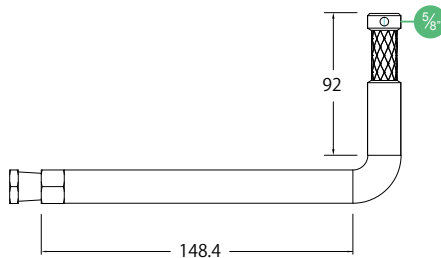
KS-037



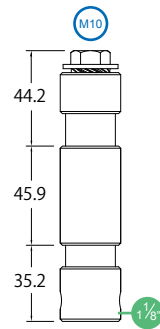
KS-030



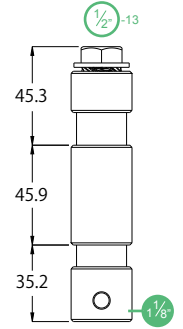
KS-032



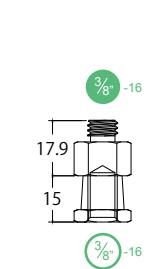
KS-031



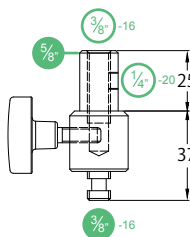
KS-034



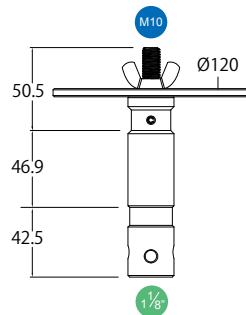
KS-034-T



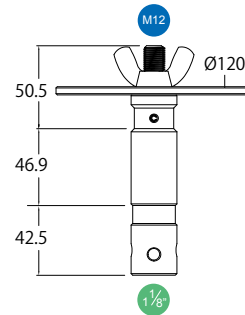
KS-038



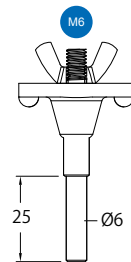
KS-038DR



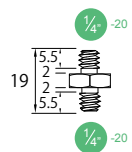
KS-040



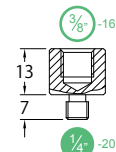
KS-042



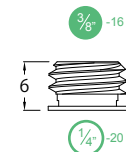
KS-050



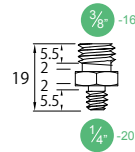
KS-051



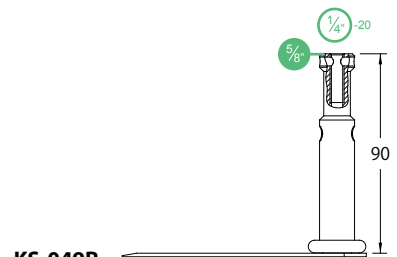
KS-052



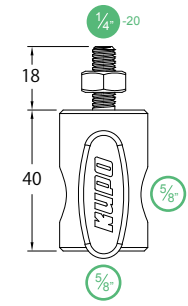
KS-053



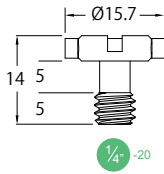
KS-054



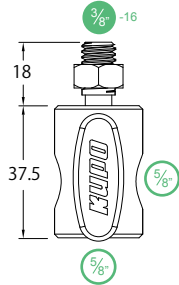
KS-049R



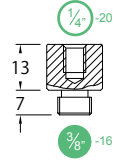
KS-060



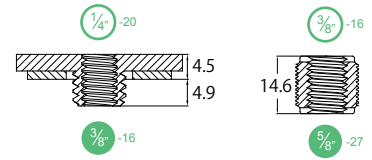
KS-061



KS-062

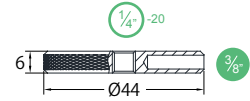


KS-063

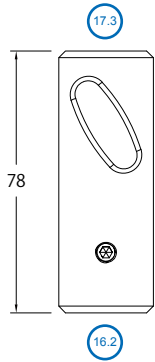


KS-064

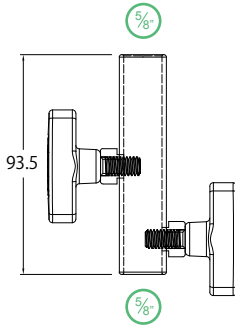
KS-067



KS-068



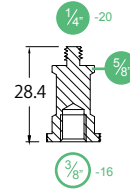
KS-070



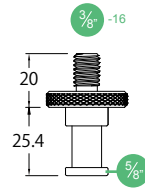
KS-071



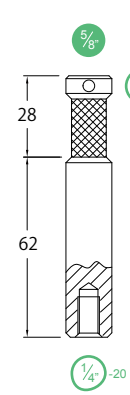
KS-074



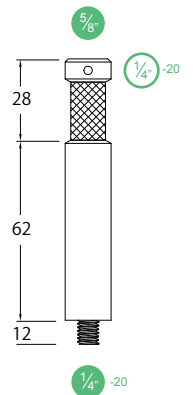
KS-073



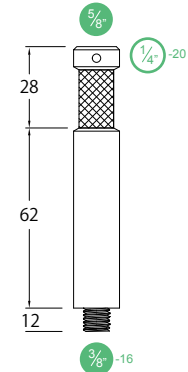
KS-075



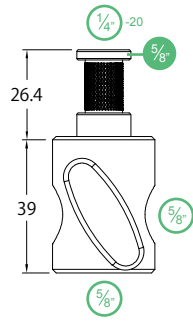
KS-076



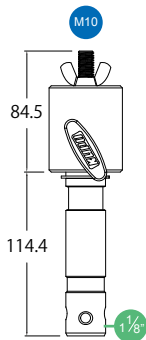
KS-077



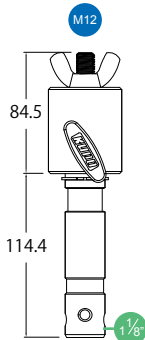
KS-078



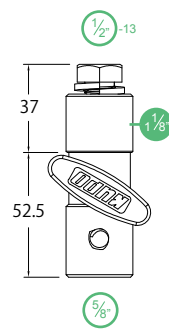
KS-079



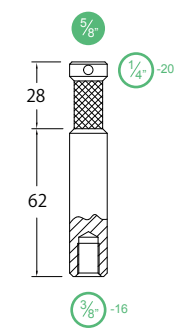
KS-080



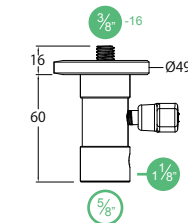
KS-082



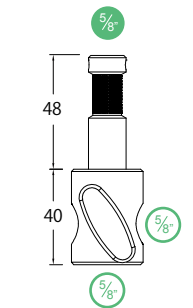
KS-090



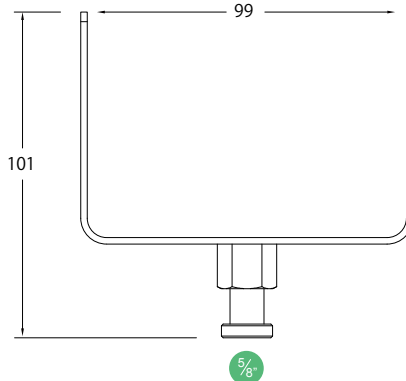
KS-096



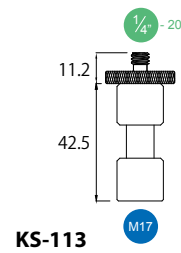
KS-097



KS-098

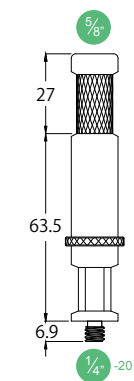


KS-099

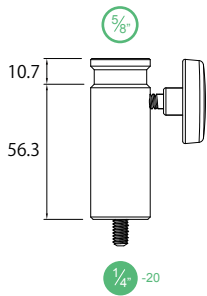


KS-113

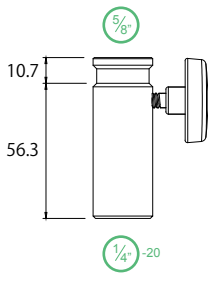
KS-114



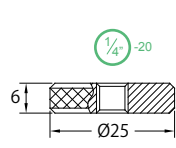
KS-115



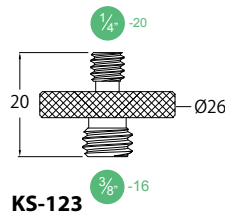
KS-116



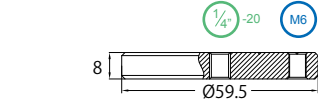
KS-117



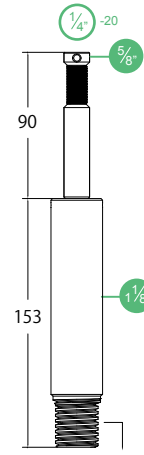
KS-120



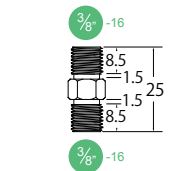
KS-123



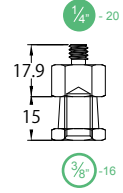
KS-122



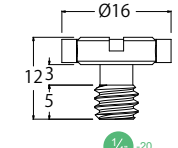
KS-127



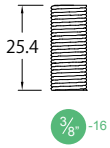
KS-128



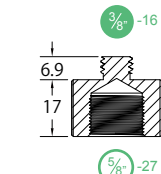
KS-130



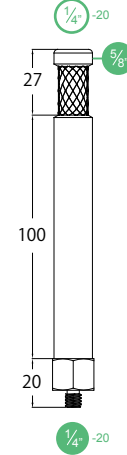
KS-135



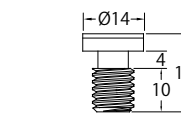
KS-138



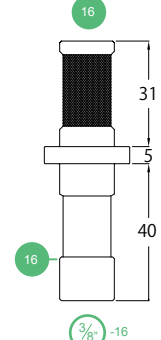
KS-139



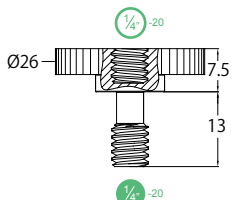
KS-149



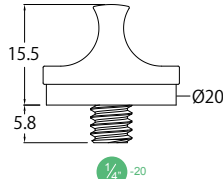
KS-150



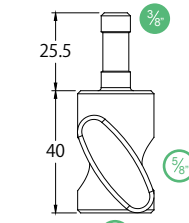
KS-151



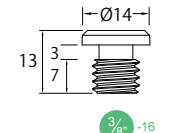
KS-141



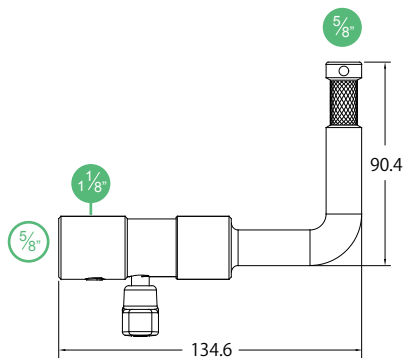
KS-142



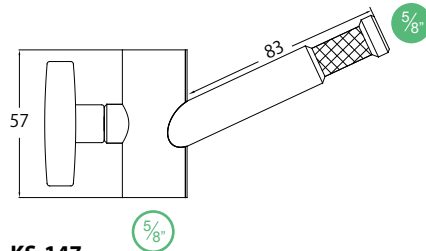
KS-144



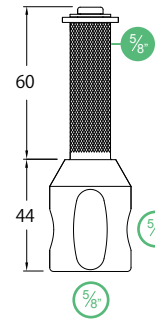
KS-153



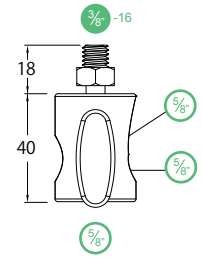
KS-146



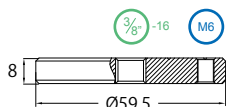
KS-147



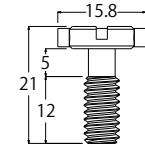
KS-152



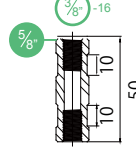
KS-162



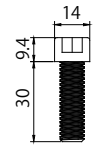
KS-163



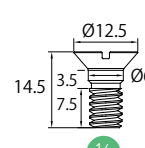
KS-184



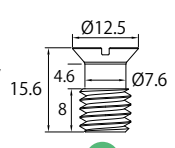
KS-186



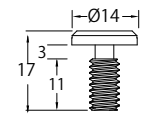
KS-187



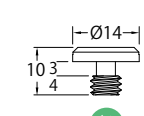
KS-193



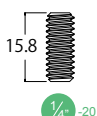
KS-194



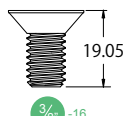
KS-165



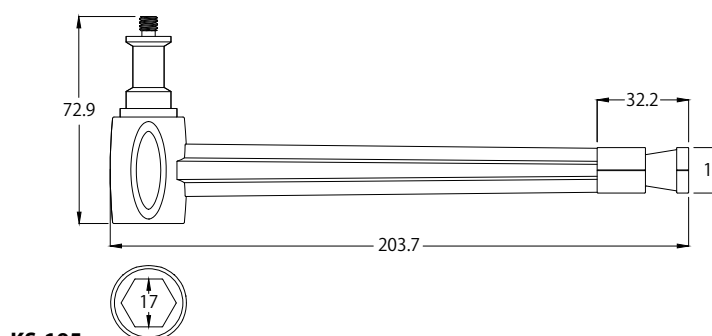
KS-167



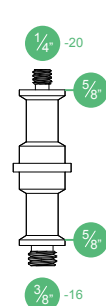
KS-173



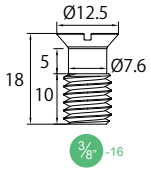
KS-178



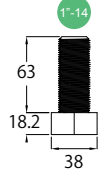
KS-195



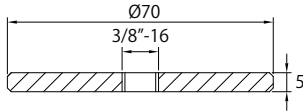
ADAPTERS DRAWINGS



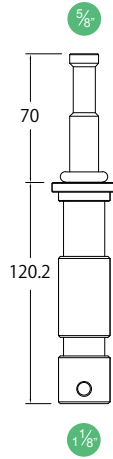
KS-196



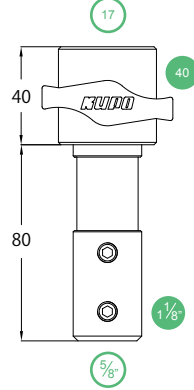
KS-198



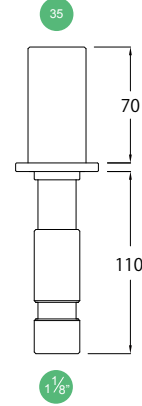
KS-206



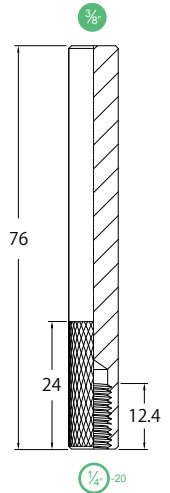
KS-200



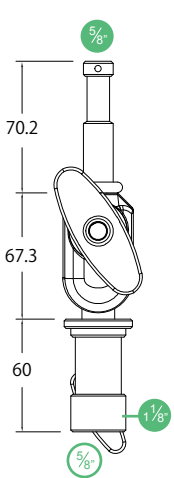
KS-202



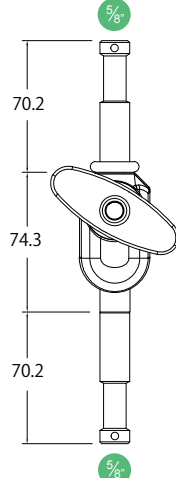
KS-235



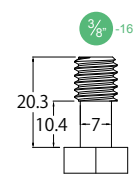
KP-KS06



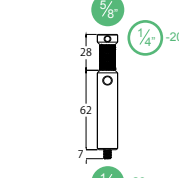
KCP-310



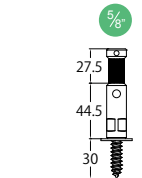
KCP-320



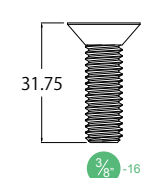
KS-208



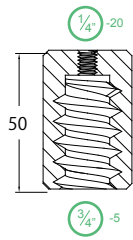
KS-239



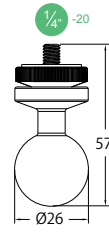
KS-286



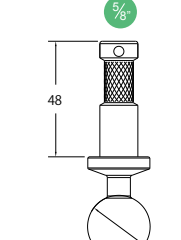
KS-293



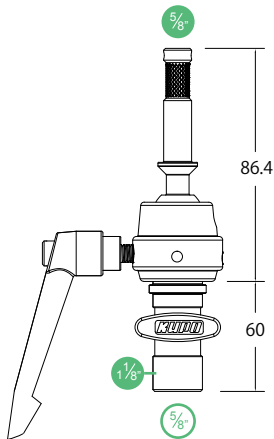
KS-345



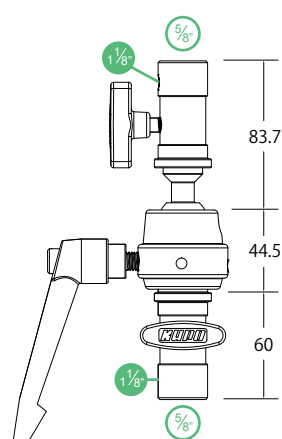
KS-404



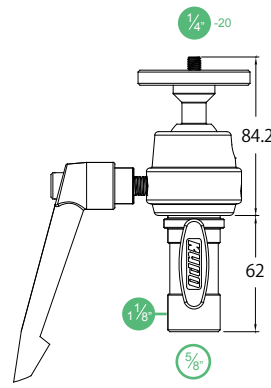
KS-416



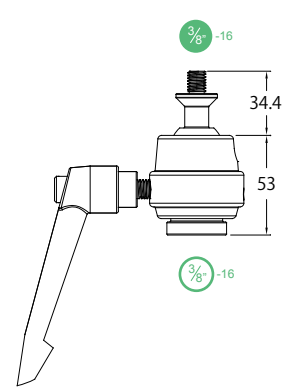
KCP-410



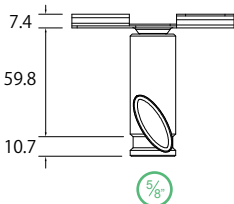
KCP-412



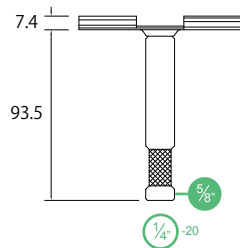
KCP-414



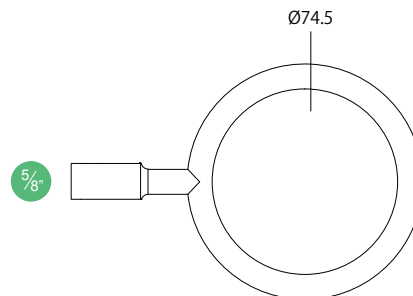
KCP-419



KD-CF16P



KD-CM16P



KD-815P

Code	Page	Description
006	74	6" BABY STAND EXTENSION
012	74	12" BABY STAND EXTENSION
013	10	FOLDING BASE MINI STAND
017	75	SUPER RISER COLUMN FROM: 13" TO 17"
018	74	18" BABY STAND EXTENSION
021	12	2-IN-1 STAND
023	11	MIDI PRO STAND
024	74	24" BABY STAND EXTENSION
025	74	TELESCOPIC BABY STAND EXTENSION (15.8"-24")
028	12	SINGLE HANDED STAND
029	212	HANDHELD GIMBAL & SELFIE STICK
033	10	LOW MINI KIT STAND
034	11	MINI KIT STAND
042	75	BABY STAND EXTENSION
045	11	MEDIUM STAND
055	10	HANDY STAND
090	15	9 FEET MIGHTY SNAP STAND
092	75	3 SECTION BABY STAND EXTENSION
121	15	12 FEET GRANT SNAP STAND
131	256	16A/3P/230V(SHUKO), CABLE MALE CONNECTOR
193	18	MEDIUM BABY KIT STAND
194	17	MIDI BABY KIT STAND
195	17	BABY KIT STAND
198	17	UNIVERSAL STAND
228	27	MASTER COMBO STAND (SILVER)
340	21	ROLLER STAND
350	20	RUNWAY BASE STAND
356	20	UNIVERSAL FLOOR STAND WITH 16MM SOCKET ADAPTER
357	212	HANDHELD TRIPOD W/1/4"-20 MALE THREAD
470	35	FOLLOWSPOT STAND
481	35	2 SCT. WIND-UP FOLLOWSPOT STAND
484	36	HEAVY DUTY WIND-UP STAINLESS STEEL STAND
485	37	HEAVY DUTY WIND UP LOW BASE STAND W/ BRAKED CASTER
721	40	JUMBO STAND- 2 SECTIONS
744	40	JUMBO STAND- 4 SECTIONS
756	39	JUMBO CRANKING STAND WITH AUTOMATIC LOCKING DEVICE
1602	256	SCHUKO CONNECTOR
013-A	75	POLE FOR FOLDING MINI STAND
013BS	10	BACKLITE BASE W/ FEMALE SOCKET AND KS-017 STUD
023AC	11	MIDI PRO STAND W/AIR CUSHION
070AC	14	7 FEET MINI CLICK STAND W/ AIR CUSHION
070AC-J	19	MINI CLICK STAND (7") W/AIR CUSHION-JAPAN TYPE
080AC	14	8 FEET MINI CLICK STAND W/ AIR CUSHION
080AC-J	19	MIDI CLICK STAND (8") W/AIR CUSHION-JAPAN TYPE
027M	75	JUNIOR STAND EXTENSION
120M	75	STAND EXTENSION
121-J	19	GRANT SNAP STAND (12")-JAPAN TYPE
123B	201	TELESCOPIC POLE
135M	26	MIDI-MAX KIT STAND
135MB-J	19	MIDI-MAX KIT STAND - JAPANESE TYPE (BLACK)
145M	26	HEAVY DUTY BABY STAND
155M	26	HIGH BABY STAND
160MB	42	360 SPHERICAL CAMERA STAND
161MB	41	SLIDER STAND (BLACK)
NEW 162MB	43	MONITOR STAND II
163MB	42	STEADICAM STAND (CASTER NOT INCLUDED)
NEW 163MBC	42	STEADICAM STAND WITH CASTER SET
169M	18	MASTER CLASSIC STAND
175M	18	MASTER SHORTY STAND
185M	31	LOW MIGHTY BABY STAND
186M	31	LOW MIGHTY BABY STAND W/ JUNIOR STAND TOP
194-J	19	MIDI BABY KIT STAND (BLACK)-JAPAN TYPE
195-J	19	BABY KIT STAND W/ 17MM FEMALE TOP - BLACK
195S	17	BABY KIT STAND W/ SQUARE LEGS
195S-J	19	BABY KIT STAND(BLACK) W/ SQUARE LEGS-JAPAN TYPE
198AC	17	UNIVERSAL STAND W/AIR CUSHION
223K	201	BACKGROUND PAPER SET
226M	28	MASTER COMBO HD STAND
226MB	28	MASTER COMBO HD STAND (BLACK)
227MB	27	MASTER COMBO ALU SENIOR
228MB	27	MASTER COMBO STAND W/ CASTER (BLACK)
229MB	44	HIGH VIEW STAND - BLACK
300M	25	HIGH ROLLER STAND
310M	31	LOW MIGHTY STAND
320M	25	BABY ROLLER STAND
322M	43	MONITOR STAND
330M	25	SENIOR ROLLER STAND
346M	23	JUNIOR BOOM ROLLER STNAD
356-A2816	20	28MM TO 16MM REDUCER ADAPTER
360M	24	ALUMINUM STUDIO STNAD
370M	23	JUNIOR STUDIO STNAD
380M	24	STEEL STUDIO STNAD
382M	23	2 SCT. LOW BASE WIND-UP STNAD
390M	22	STEEL COLUMN ROLLER STAND
473B	32	TALL STAND - BLACK
482T	35	2 SCT. WIND-UP STAND
483-BP	33	BASE PLATE (SET OF THREE)
483BT	34	3 SCT. WIND-UP STAND W/ AUTO SELF-LOCKING DEVICE BLACK
483SH	34	SHORT 3 SCT. WIND-UP STAND W/ AUTO SELF-LOCKING DEVICE
483T	33	3 SCT. WIND-UP STAND W/ AUTO SELF-LOCKING DEVICE
542M	29	MASTER CINE STAND
542MB	29	MASTER CINE STAND (BLACK)
543M	29	MASTER HIGH CINE STAND
543MB	29	MASTER HIGH CINE STAND BLACK
546M	30	MASTER CINE K STAND

Code	Page	Description
600MR	57	HIGH OVERHEAD ROLLER STAND
610MR	57	MEDIUM OVERHEAD ROLLER STAND
620M	58	WIDE BASE HIGH OVERHEAD STAND
653M	32	STEEL SENIOR STAND
A17	59	CORNER BOLT FOR BUTTERFLY FRAME
ATL-1420C	253	L14-20C 4P20A 125/250V CUL
ATL-1420FI	254	NEMA L14-20 4P20A 125/250V LOCKING FLANGED INLET
ATL-1420LP	253	NEMA L14-20P, 20A, 125/250V LOCKING PLUG, 4PIN
ATL-1420R	254	NEMA L14-20R, 20A, 125/250V LOCKING RECEPTACLE, CUL
ATL-1430C	253	NEMA L14-30C, 4P30A, 125/250V LOCKING CORD CONNECTOR, CUL
ATL-1430LP	253	NEMA L14-30P, 30A, 125/250V LOCKING PLUG, 4PIN
ATL-1430R	254	NEMA L14-30R, 30A, 125/250V LOCKING RECEPTACLE, CUL
ATL-1520C	253	L15-20C 4P 20A 250V NEMA L15-20C LOCKING CONNECTOR
ATL-1520FI	254	NEMA L15-20P 4P20A 250V LOCKING FLANGED INLET
ATL-1520LP	253	L15-20P 4P 20A 250V NEMA L15-20P LOCKING PLUG
ATL-1530C	253	L15-30C 4P 30A 250V NEMA L15-30C LOCKING CONNECTOR
ATL-1530FI	254	NEMA L15-30P 4P30A 250V LOCKING FLANGED INLET
ATL-1530FO	254	NEMA L15-30R 4P 30A 250V LOCKING FLANGED OUTLET
ATL-1530LP	253	L15-30P 4P 30A 250V NEMA L15-30P LOCKING PLUG
ATL-1620C	253	L16-20C 4P 20A 480V NEMA L16-20C LOCKING CONNECTOR
ATL-1620FI	254	NEMA L16-20P 4P20A 480V LOCKING FLANGED INLET
ATL-1620FO	254	NEMA L16-20 4P 20A 480V LOCKING FLANGED OUTLET
ATL-1620LP	253	L16-20P 4P 20A 480V NEMA L16-20P LOCKING PLUG
ATL-515CF	253	NEMA 5-15C, 15A, 125V STRAIGHT CONNECTOR FEMALE, CUL
ATL-520C	253	NEMA L5-20C, 20A3PIN, 125V LOCKING CORD CONNECTOR, CUL
ATL-520CF	253	NEMA 5-20C, 20A, 125V STRAIGHT CONNECTOR FEMALE, CUL
ATL-520LP	253	NEMA L5-20P, 20A, 125V LOCKING PLUG, 3PIN
ATL-520R	254	NEMA L5-20R, 20A, 125V LOCKING RECEPTACLE, CUL
ATL-530C	253	NEMA L5-30C, 3P30A, 125V LOCKING CORD CONNECTOR, CUL
ATL-530LP	253	NEMA L5-30P, 30A, 125V LOCKING PLUG, 3PIN
ATL-530R	254	NEMA L5-30R, 30A, 125V LOCKING RECEPTACLE, CUL
ATL-615CF	253	NEMA 6-15C, 15A, 250V/STRAIGHT CONNECTOR FEMALE, CUL
ATL-620C	253	NEMA L6-20C, 3PIN20A, 250V LOCKING CORD CONNECTOR, CUL
ATL-620CF	253	NEMA 6-20C, 20A, 250V STRAIGHT CONNECTOR FEMALE, CUL
ATL-620LP	253	NEMA L6-20P, 20A, 250V LOCKING PLUG, 3PIN
ATL-620R	254	NEMA L6-20R, 20A, 250V LOCKING RECEPTACLE, CUL
ATL-630C	253	NEMA L6-30C, 3P30A, 250V LOCKING CORD CONNECTOR, CUL
ATL-630LP	253	NEMA L6-30P, 30A, 250V LOCKING PLUG, 3PIN
ATL-630R	254	NEMA L6-30R, 30A, 250V LOCKING RECEPTACLE, CUL
BF40	59	4" SQUARE TUBE FEMALE, FOR BUTTERFLY FRAME
BF45	59	4" SQUARE TUBE MALE, FOR BUTTERFLY FRAME
BF60	59	6" SQUARE TUBE FEMALE, FOR BUTTERFLY FRAME
BF65	59	6" SQUARE TUBE MALE, FOR BUTTERFLY FRAME
BG4506	150	BALL BUNGEE DIA. 4.5MM/ LENGTH 6"(BLACK); 50 PCS/PACKP
C-01B	186	STEEL CLAMP BLACK FOR TUBE SIZE 30-51MM
C-010B	186	STEEL CLAMP QUICKLY RELEASE FOR TUBE SIZE 30-51MM
C-05	186	ALUMINUM ALLOY CLAMP W/5/8" LIGHT STUD
C-05B	186	ALUMINUM ALLOY CLAMP W/5/8" LIGHT STUD-BLACK
C-05QP	186	QUICK ACTION ALUMINUM ALLOY HOOK CLAMP
C-06	191	IRON CASTING C CLAMP
C-06T	191	IRON CASTING TITAN CLAMP FOR TUBE DIA. 40-65MM
C-12	186	STEEL CLAMP
C-12B	186	STEEL CLAMP - BLACK
C-16	191	BABY PIPE CLAMP
C-26	191	IRON CASTING TITAN CLAMP, WITH 16MM BABY PIN FOR TUBE 60MM
CT-712	212	*E RAY 4 LED TABLE LAMP(BLACK)W/BATTERY OPERATED & MAGNETI
CS-1215Y	147	CLOTH SPIKE TAPE 15 YARD(L) X 12MM(W) YELLOW
CS-1215BU	147	CLOTH SPIKE TAPE 15 YARD(L) X 12MM(W) BLUE
CS-1215GN	147	CLOTH SPIKE TAPE 15 YARD(L) X 12MM(W) GREEN
CS-1215OG	147	CLOTH SPIKE TAPE 15 YARD(L) X 12MM(W) ORANGE
CS-1215PK	147	CLOTH SPIKE TAPE 15 YARD(L) X 12MM(W) PINK
NEW CS-2415Y	147	CLOTH SPIKE TAPE 15 YARD(L) X 24MM(W) YELLOW
NEW CS-2415BU	147	CLOTH SPIKE TAPE 15 YARD(L) X 24MM(W) BLUE
NEW CS-2415GN	147	CLOTH SPIKE TAPE 15 YARD(L) X 24MM(W) GREEN
NEW CS-2415OG	147	CLOTH SPIKE TAPE 15 YARD(L) X 24MM(W) ORANGE
NEW CS-2415PK	147	CLOTH SPIKE TAPE 15 YARD(L) X 24MM(W) PINK
CS-20M	48	MASTER 20" C STAND W/ SLIDING LEGS
CS-20MB	48	MASTER 20" C STAND W/ SLIDING LEGS (BLACK)
CS-20MK	49	20" C STAND W/ SLIDING LEG KITS (SILVER)
CS-20MKB	49	20" C STAND W/ SLIDING LEG KITS (BLACK)
CS-30M	48	MASTER 30" C STAND W/ SLIDING LEGS
CS-30MB	48	MASTER 30" C STAND W/ SLIDING LEGS (BLACK)
CS-40M	48	MASTER 40" C STAND W/ SLIDING LEGS
CS-40MB	48	MASTER 40" C STAND W/ SLIDING LEGS (BLACK)
CS-40MK	49	40" C STAND W/ SLIDING LEG KITS (SILVER)
CS-40MKB	49	40" C STAND W/ SLIDING LEG KITS (BLACK)
CST-2418	240	CX2418 WITH CASE TO STAND & TRIPOD ADAPTER
CST-3815	240	CX3815 WITH CASE TO STAND & TRIPOD ADAPTER
CST-5219	240	CX5219 WITH CASE TO STAND & TRIPOD ADAPTER
CT-20M	45	MASTER 20" C STAND W/ TURTLE BASE
CT-20MB	45	MASTER 20" C STAND W/ TURTLE BASE (BLACK)
CT-20MB-TUBE	75	EXTENSION COLUMN (MAX. 147CM)-BLACK
CT-20MK	46	20" C STAND W/ TURTLE BASE KITS (SILVER)
CT-20MKB	46	20" C STAND W/ TURTLE BASE KITS (BLACK)
CT-20M-TUBE	75	EXTENSION COLUMN (MAX. 147CM)
CT-30M	45	MASTER 30" C STAND W/ TURTLE BASE
CT-30MB	45	MASTER 30" C STAND W/ TURTLE BASE - BLACK
CT-30MB-TUBE	75	EXTENSION COLUMN (MAX. 227CM)-BLACK
CT-30M-TUBE	75	EXTENSION COLUMN (MAX. 227CM)
CT-40M	45	MASTER 40" C STAND W/ TURTLE BASE
CT-40MB	45	MASTER 40" C STAND W/ TURTLE BASE (BLACK)
CT-40MB-TUBE	75	EXTENSION COLUMN (MAX. 302CM)-BLACK
CT-40MK	46	40" C STAND W/ TURTLE BASE KITS (SILVER)
CT-40MKB	46	40" C STAND W/ TURTLE BASE KITS (BLACK)
CT-40M-TUBE	75	EXTENSION COLUMN (MAX. 302CM)



Code	Page	Description
CT-BS	47	CENTURY STAND BASE(SILVER)
CT-BSB	47	CENTURY STAND BASE(BLACK)
CT-SBS	47	COMPACT CENTURY STAND BASE(SILVER)
CT-SBSB	47	COMPACT CENTURY STAND BASE(BLACK)
CX1102	238	WATER-TIGHT BOX, BLACK EXTERIOR SIZE: 129X91X32MM
CX1807	241	CROXS CASE INTERIOR SIZE 18.4X 12.1X 7.8 (CM)
CX2109	241	WATER-TIGHT BOX, BLACK EXTERIOR SIZE: 240X198X108MM
NEW CX2109FB	139	HARD CASE W/ FRONT BOX BRACKET
NEW CX2109VL	139	HARD CASE W/ V-LOCK WEDGE
CX2306	241	WATER-TIGHT BOX, BLACK EXTERIOR SIZE: 246X175X77MM
CX2413	241	CROXS WATER-TIGHT BOX, BLACK EXTERIOR SIZE: 300X250X145MM
CX2418	238	CROXS CASE INTERIOR SIZE 24.10 X 18.80 X 18.40 CM
CX3009	241	CROXS CASE INTERIOR SIZE 26.8X 15.3X 8 (CM)
CX3009GP2	238	WATER-TIGHT BOX, BLACK
CX3815	241	CROXS CASE INTERIOR SIZE 38X 26.7X 15.7 (CM)
CX4026	241	WATER-TIGHT BOX, BLACK EXTERIOR SIZE: 428X283X275MM
CX4316	242	CROXS WATER-TIGHT BOX, BLACK, INTERIOR SIZE: 432X300X160MM
CX4818	242	CROXS CASE INTERIOR SIZE 48.5X 35.5X 18.6 (CM)
CX5219	236	CROXS CASE INTERIOR SIZE 52.1X 29.1X 30.1 (CM)
CX5219GTG	239	CROXS 5219 GEAR-TO-GO CASE
CX5219RTG	239	CROXS 5219 READY-TO-GO CASE
CX5219STG	239	CROXS 5219 STUDIO-TO-GO CASE
CX5632	242	CROXS WATER-TIGHT BOX, BLACK, INTERIOR SIZE: 565X438X323MM
CX7326	242	CROXS CASE INTERIOR SIZE 80.2X 52.1X 30.1 (CM)
CXFM01	237	FIX MOUNT PARTS (SET OF 8)
CXFM02	237	FIX MOUNT KIT
CXFM03	209	L-SHAPED BRACKET
CXLC01	237	TSA LOCK
CXLG01	237	LID ORGANIZER FOR CX5219
CXPD01	237	PADDED DIVIDER SET FOR CX5219
CXPD02	237	PADDED DIVIDER SET FOR CX7326
CXSG01	237	SILICA GEL
CXST01	13	SHOULDER STRAP FOR CLICK STAND
CZ03	256	SCHUKO CONNECTOR
DF-30K	56	DOT & FINGER KIT W/ CARRYING BAG
DF-500	230	DIGI FAN
EZ0810	212	CAMERA USB PORT PROTECTOR
EZ241-B	148	EZ-TIE CABLE GRIP 20MM X 410MM - BLACK (10PCS PER PACK)
EZ241-BL	148	EZ-TIE CABLE GRIP 20MM X 410MM - BLUE (10PCS PER PACK)
EZ241-R	148	EZ-TIE CABLE GRIP 20MM X 410MM - RED (10PCS PER PACK)
EZ241-W	148	EZ-TIE CABLE GRIP 20MM X 410MM - WHITE (10PCS PER PACK)
EZ241-Y	148	EZ-TIE CABLE GRIP 20MM X 410MM - YELLOW (10PCS PER PACK)
EZ2500-B	150	ADHESIVE HOOK & LOOP TAPE 2.5CM(W) X 5.0M(L)
EZ440CH-B	150	EZ TIE CABLE HOLDER, BLACK 38 X 400MM PER UNIT
EZ560-B	148	EZ-TIE CABLE GRIP 20MM X 560MM - BLACK (5PCS PER PACK)
EZ560-BL	148	EZ-TIE CABLE GRIP 20MM X 560MM - BLUE (5PCS PER PACK)
EZ560-R	148	EZ-TIE CABLE GRIP 20MM X 560MM - RED (5PCS PER PACK)
EZ560-W	148	EZ-TIE CABLE GRIP 20MM X 560MM - WHITE (5PCS PER PACK)
EZ560-Y	148	EZ-TIE CABLE GRIP 20MM X 560MM - YELLOW (5PCS PER PACK)
FC15A	59	CORNER FOR BUTTERFLY FRAME
FC15B	59	CORNER WITH NUT FOR BUTTERFLY FRAME
FH10	59	FRAME SUPPORT FOR BUTTERFLY FRAME
FH20	59	FRAME SUPPORT WITH TUBE FOR BUTTERFLY FRAME
FH30	60	QUICK REVERSE FRAME SUPPORT FOR BUTTERFLY FRAME
FH35	69	C-BOOM CLAMP FOR 32MM/ 35MM PIPE
GR-801	232	INTERCOM SYSTEM, HEADSETS (SINGLE MUFF)
GR-802	232	INTERCOM SYSTEM, HEADSETS (DOUBLE MUFF)
GR-BP01	233	INTERCOM SYSTEM, BELT PACK
GR-PS01	233	INTERCOM SYSTEM, POWER SUPPLY
NEW GR-PS02	233	INTERCOM SYSTEM, POWER STATION
GT-0345	146	GAFFERS TAPE HOLDER STRAP (DIA.3MM/ LENGTH: 450MM)
GT-4810	147	GLOW-IN-DARK GAFFA TAPE
GT-515R	146	GAFFER TAPE - RED 48MMX15 YARDS
GT-515W	146	GAFFER TAPE - WHITE 48MMX15 YARDS
GT-515Y	146	GAFFER TAPE - YELLOW 48MMX15 YARDS
GT-550AS	146	ANTI-SLIP TAPE 48MM X 50M BLACK & YELLOW
GT-550B	146	GAFFER TAPE 48MM X 50M PER ROLL / BLACK
GT-550BU	146	GAFFER TAPE 48MM X 50M PER ROLL / BLUE
GT-550BY	146	GAFFER TAPE 48MM X 51M PER ROLL / BLUE & YELLOW
GT-550CKGN	146	CHROMAKEY GAFFA TAPE
GT-550G	146	GAFFER TAPE 48MM X 50M PER ROLL / GRAY
GT-550GN	146	GAFFER TAPE 48MM X 50M PER ROLL / GREEN
GT-550R	146	GAFFER TAPE 48MM X 50M PER ROLL / RED
GT-550W	146	GAFFER TAPE 48MM X 50M PER ROLL / WHITE
GTB-001	146	BARRIER TAPE
GTM-550B	146	MATT-SURFACE GAFFER TAPE 48MM X 50M / BLACK
GTM-550BU	146	MATT-SURFACE GAFFER TAPE 48MM X 50M / BLUE
GTM-550G	146	MATT-SURFACE GAFFER TAPE 48MM X 50M / GRAY
GTM-550GN	146	MATT-SURFACE GAFFER TAPE 48MM X 50M / GREEN
HB-1.2K-15M	259	1.5MM 15M, WPC-2407LM-W+WPC-2407LF-W (ARRI 575W; 1200W)
HB-1.2K-7M	259	1.5MM 7M, WPC-2407LM-W+WPC-2407LF-W (ARRI 575W; 1200W)
HB-12K-15M	259	4C X 16MM + 5C X 1.5MM 15M, WPC-2809LM+WPC-2809LF (ARRI 12KW)
HB-12K-7M	259	4C X 16MM + 5C X 1.5MM 7M, WPC-2809LM+WPC-2809LF (ARRI 12KW)
HB-18K-15M	259	4C X 16MM + 5C X 1.5MM 15M, WPC-2809LM+WPC-2809LF (ARRI 18KW)
HB-18K-7M	259	4C X 16MM + 5C X 1.5MM 7M, WPC-2809LM+WPC-2809LF (ARRI 18KW)
HB-4K-15M	259	2.5MM 15M, WPC-2407LM-O+WPC-2407LF-O (ARRI 2500W; 4000W)
HB-4K-7M	259	2.5MM 7M, WPC-2407LM-O+WPC-2407LF-O (ARRI 2500W; 4000W)
HB-6K-15M	259	3C X 16MM + 3C X 1.5MM 15M, WPC-2806LM+WPC-2806LF (ARRI 6KW)
HB-6K-7M	259	3C X 16MM + 3C X 1.5MM 7M, WPC-2806LM+WPC-2806LF (ARRI 6KW)
Honeycomb	234	CUSTOM-BUILT ITEM
KAB-001	141	APPLE BOX - PANCAKE 20" X 12" X 1"
KAB-002	141	APPLE BOX - QUARTER 20" X 12" X 2"
KAB-004	141	APPLE BOX - HALF 20" X 12" X 4"
KAB-008	141	APPLE BOX - FULL 20" X 12" X 8"
NEW KAB-013	139	CAMERA ASSISTANT FRONT BOX

Code	Page	Description
NEW KAB-015	141	APPLE BOX SET
KAB-018	142	OCTAGON HI-HAT WOOD BOARD
NEW KAB-020	131	CAMERA CRADLE
KAB-023	142	APPLE BOX SEAT CUSHION BLACK- VERTICAL SIZED 20X 30(CM)
KAB-025	142	APPLE BOX SEAT CUSHION BLACK- VERTICAL SIZED 20X 50(CM)
KAB-128	142	LOCKABLE SLIDING COVER
KAB-41K	141	NEST APPLE BOX KIT
KAC-01	221	STANDARD DIRECTOR CHAIR
KC-080R	62	DIA. 80MM CASTER W/BRAKE, W/ROUND ADAPTER, SET FOR THREE
KC-080S	62	DIA. 80MM CASTER W/BRAKE, W/SQUARE ADAPTER, SET FOR THREE
KC-100	62	DIA. 100MM CASTER W/BRAKE, SET FOR THREE
KC-100G	62	DIA. 100MM CASTER W/BRAKE, W/30MM SQUARE ADAPTER, SET FOR THREE
KC-100S	62	DIA. 100MM CASTER W/BRAKE, W/25.4MM SQUARE ADAPTER, SET FOR THREE
NEW KC-100M	62	DIA. 100MM CASTER W/BRAKE, W/25MM SQUARE PLATE, SET FOR THREE
KC-150	62	DIA. 150MM CASTER W/BRAKE, (SET FOR THREE)
KC-160S	62	DIA. 160MM CASTER W/BRAKES (SET FOR THREE)
KC-215S	62	DIA. 215MM CASTER W/BRAKES (SET FOR THREE)
KCAP-01	220	KUPO CAP - GRIP
KCAP-02	220	KUPO CAP - LIGHTING
KCG-330	243	3C CABLE GUARD
KCG-445	243	4C CABLE GUARD
KCG-535	243	5C CABLE GUARD
KCP-0201	183	MINI COUPLER 20
KCP-0201B	183	MINI COUPLER 20 (BLACK)
KCP-0202	183	MINI EYE RING COUPLER 20
KCP-0202B	183	MINI EYE RING COUPLER 20(BLACK)
KCP-0203	183	MINI EYE RING COUPLER 25
KCP-0203B	183	MINI EYE RING COUPLER 25(BLACK)
KCP-0301	183	MINI COUPLER 30
KCP-0301B	183	MINI COUPLER 30(BLACK)
KCP-0302	183	MINI SWIVEL COUPLER 30
KCP-0302B	183	MINI SWIVEL COUPLER 30(BLACK)
KCP-0303	183	MINI EYE RING COUPLER 30
KCP-0303B	183	MINI EYE RING COUPLER 30(BLACK)
KCP-0351	184	MINI COUPLER 35
KCP-0351B	184	MINI COUPLER 35 (BLACK)
KCP-0352	184	MINI SWIVEL COUPLER 35
KCP-0352B	184	MINI SWIVEL COUPLER 35(BLACK)
KCP-0353	184	MINI EYE RING COUPLER 35
KCP-0353B	184	MINI EYE RING COUPLER 35(BLACK)
KCP-0401	184	MINI COUPLER 40
KCP-0401B	184	MINI COUPLER 40(BLACK)
KCP-0402	184	MINI SWIVEL COUPLER 40
KCP-0402B	184	MINI SWIVEL COUPLER 40(BLACK)
KCP-0403	184	MINI EYE RING COUPLER 40
KCP-0403B	184	MINI EYE RING COUPLER 40(BLACK)
KCP-100B	190	T.V. CLAMP - BLACK
KCP-101	115	MAX ARM
KCP-101CB	116	MAX ARM WITH CAMERA BRACKET
KCP-101K	116	MAX ARM KIT INCLUDED KCP-710, CAMERA BRACKET AND BACKLITE BASE
KCP-1010W	116	WHEEL HANDLE MAX ARM WITH QUICK RELEASE CAMERA BRACKET
KCP-101W	115	MAX ARM WITH WHEEL HANDLE
KCP-102R	121	VERSION ARM
KCP-103	121	MINI VERSION ARM
KCP-104	121	CAMERA MOUNTABLE UNIVERSAL SMARTPHONE HOLDER
KCP-110	119	10" ROCK'S ARM
KCP-111	119	11" ROCK'S ARM
NEW KCP-114	81	4" C-TYPE W/ BABY STUD
KCP-116	81	10" C-TYPE W/ BABY STUD
KCP-117	81	4" C-TYPE CLAMP WITH TREE BRANCH
KCP-129	81	DETACHABLE HEAVY DUTY C-CLAMP W/ 5/8"(28MM) JUNIOR RECEIVER
KCP-141	81	SPLIT C-CLAMP FOR 1-1/2" SCH.40(48.3MM) PIPE
KCP-144	195	TELESCOPIC OPERATING POLE 1.3-4M
KCP-150	190	SWIVELING PIPE C CLAMP W/UNIVERSAL HEAD
KCP-151	190	RATCHETING JAW C CLAMP W/ M12 BOLT & NUT
KCP-170	118	HYBRID HEAD
KCP-172	118	MINI ARTICULATED ARM-DOUBLE SEC.
KCP-173	118	MINI ARTICULATED ARM-SINGLE SEC.
KCP-190	159	1.9" GAG GRIP HEAD FOR 5/8" (16MM) TUBE
KCP-192	159	U-GRIP HEAD (1.9")
KCP-194	159	5/8" LOCKABLE SWIVEL ROD CLAMP
KCP-195	80	5/8"(16MM) ROD CLAMP W/ 5/8"(16MM) BABY STUD
KCP-196	159	MULTI 5/8" RECEIVER CONNECTOR
KCP-198	159	DUAL MULTIO 5/8" RECEIVER SWIVEL CONNECTOR
KCP-200	50	2-1/2" GRIP HEAD W/ BIG HANDLE - SILVER
KCP-200B	50	2-1/2" GRIP HEAD W/ BIG HANDLE - BLACK
KCP-206	195	TELESCOPIC OPERATING POLE 1.3-4M
KCP-210	51	GRIP HEAD W/ FIXED BABY PIN
KCP-215	53	GRIP ARM SUPPORT
KCP-216	53	BOOM ARM SUPPORT
KCP-220	52	20" EXTENSION GRIP ARM W/ BIG HANDLE - SILVER
KCP-220B	52	20" EXTENSION GRIP ARM W/ BIG HANDLE - BLACK
KCP-221	52	20" HEX GRIP ARAM SILVER
KCP-221B	52	20" HEX GRIP ARAM BLACK
KCP-225B	51	2-1/2" GRIP HEAD FOR 25MM TUBE
KCP-230	51	GRIPHEAD W/SWIVEL PIN
KCP-235	69	PIVOTING LIGHT STAND BOOM CLAMP FOR TUBE 20/25/30/35MM
KCP-240	52	40" EXTENSION GRIP ARM W/ BIG HANDLE - SILVER
KCP-240B	52	40" EXTENSION GRIP ARM W/ BIG HANDLE - BLACK
KCP-241	52	40" GRIP ARM WITH HEX BABY PIN
KCP-241B	52	40" GRIP ARM WITH HEX BABY PIN - BLACK
KCP-246	53	SUPER GRIP ARM
KCP-252	132	TUBE MOUNTING COUPLER DIA.25MM W/1/4" & 3/8" & COLD SHOE
KCP-253	132	TUBE MOUNTING COUPLER DIA. 25-30MM
KCP-253AR	130	UNIVERSAL GIMBAL ADAPTER W/ARRI ROSETTE

Code	Page	Description
KCP-253BH	132	TUBE MOUNTING COUPLER W/ BALL HEAD FOR TUBE DIA.25 & 30MM
KCP-253SP	132	TUBE MOUNTING COUPLER DIA.25- 30MM W/ SPINDLE FOR READY RIG
KCP-260B	51	GRIP HEAD W/ HEX STUD - BLACK
KCP-265	51	GRIP HEAD W/ HALF COUPLER
KCP-270B	87	SUPER CLAMP GRIP HEAD
KCP-280B	51	DOUBLE GAG GRIP HEAD-BLACK
KCP-290B	51	GAG GRIP HEAD-BLACK
KCP-300	117	ARTICULATED ARM
KCP-310	102	EZ GRIP FINGER
KCP-320	102	EZ GRIP TWINS
KCP-330	207	TINY CLAMP
KCP-335	207	MIGHTY CLAMP
KCP-340	83	BABY PLATE W/ EZ GRIP FINGER
KCP-343	117	FLEX ARM KIT FOR DOTS & FINGER
KCP-344	117	FLEX ARM
KCP-345	117	FRENCH FLAG ARM
KCP-346	117	40 CM X 25 CM FRENCH FLAG
KCP-347	207	WOOD C47 SPRING-TYPE CLOTHES PIN (50 PCS PER BAG)
KCP-348	206	MULTICLIP
KCP-349	144	UTILITY GLOVE GRIPPER
KCP-350	206	MINI ALI CLAMP SILVER
KCP-350B	206	MINI ALI CLAMP BLACK
KCP-352B	206	SMALL SPRING CLAMP-BLACK
KCP-354	207	STEEL SPRING A CLAMP SET-4"
KCP-356	207	STEEL SPRING A CLAMP SET-6"
KCP-359	207	STEEL SPRING A CLAMP SET-9"
KCP-360	206	ALI CLAMP SILVER
KCP-360B	206	ALI CLAMP BLACK
KCP-390	206	OFF CAMRA FLASH SPRING CLAMP
KCP-400	207	SQUARE CLAMP W/BABY RECEIVER
KCP-401	114	RUBBERIZED KINO FLO LAMP CLAMP
KCP-402	114	TWIST-LOCK MOUNTING PLATE FOR DUAL FLUORESCENT T12 LAMPS
KCP-404	114	TWIST-LOCK MOUNTING PLATE FOR FOUR FLUORESCENT T12 LAMPS
KCP-409	102	SUPER GRIP FINGER WITH 10" (25.4MM) STEEL AUGER SPIKE
KCP-410	101	SUPER GRIP FINGER
KCP-411	109	OFF-SET FEMALE MOUNTING PLATE ADAPTER - 5/8"
KCP-412	101	SUPER GRIP DOUBLE BABY RECEIVER
KCP-413	114	KINO FLUORESCENT LAMP HOLDER
KCP-414	101	SUPER GRIP FINGER W/ 1/4"-20 MALE THREAD & ROUND PLATE
KCP-415	84	OFF-SET MOUNTING PLATE W/ BABY RECEIVER (16 MM)
KCP-416	84	TWIST LOCK REAR MOUNTING PLATE FOR KINO FLO DOUBLE
KCP-417	84	SWIVEL MOUNTING PLATE W/ 3/8" PIN (10MM)
KCP-418	84	TWIST LOCK REAR MOUNTING PLATE FOR KINO 4 BANK
KCP-419	102	SUPER GRIP FINGER W/ BASE
KCP-420	207	SQUARE CLAMP W/BABY STUD
KCP-421	84	MOUNTING PLATE W/ SUPER KNUCKLE BABY RECEIVER
KCP-433	157	SUPER RISER
KCP-440	68	4.5" CENTER GRIP HEAD WITH JUNIOR STUD
KCP-450	58	4 1/2" GRIP HEAD W/ 1 1/8" SPIGOT AND SOCKET
KCP-500	82	LARGE GAFFER GRIP
KCP-550	82	ADJUSTABLE GAFFER GRIP
KCP-600	78	4" SUPER VISER
KCP-601	78	9" SUPER VISER
KCP-601-L	78	18" SUPER VISER CLAMP
KCP-602	79	SUPER VISER CLAMP CENTER JAW
KCP-604	79	SUPER VISER CLAMP 2" END JAW
KCP-605	82	6" CHAIN CLAMP
KCP-606	82	10" CHAIN CLAMP
KCP-607	79	SUPER VISER CLAMP 6" END JAW
KCP-610	205	FOAMCORE FORK
KCP-611	205	FOAMCORE CLAMP
KCP-612	68	MENACE ARM KIT FOR PIPE 1-1/2" SCHEDULE 40
KCP-614	205	ADJUSTABLE POLY HOLDER
KCP-616	205	DUCK BULL CLAMP
KCP-620P	204	PETITE CLAMP FOR 16MM (5/8") TUBE
KCP-621B	65	ALUMINUM BABY BOOM ASSEMBLY
KCP-628B	66	STEEL HEAVY DUTY BABY BOOM
KCP-629B	66	ALUMINUM BABY HANDHELD BOOM STICK
KCP-630	69	JUNIOR DROP DOWN
KCP-631	69	BABY DROP DOWN PIN
KCP-632	69	COUPLER JUNIOR DROP DOWN
KCP-636B	64	BIG BOOM
KCP-640M	67	BABY BOOM - STEEL
KCP-641B	67	PHOTO BABY BOOM - ALUMINUM
KCP-645	69	PIVOTING BOOM ARM CLAMP
KCP-646	69	HEAVY DUTY TILT HEAD W/ CRANK HANDLE
KCP-651	70	2" COUPLER W/ CAMERA MOUNTING PLATE
KCP-652	70	2" COUPLER W/ 14CM LONG 2" PIPE
KCP-653	70	3 AXIS CAMERA MOUNTING PLATE KIT
KCP-654	155	2" COUPLER W/ A SWIVEL CAMERA MOUNTING PLATE
KCP-656	155	2" COUPLER W/ HEAVY DUTY BALL HEAD
KCP-660B	80	MINI VISER CLAMP 2" W/ 1/4"- 20 & 3/8"-16 FEMALE THREADED
KCP-662B	80	MINI VISER CLAMP W/ BABY STUD
KCP-664B	127	MINI SUPER VISER CLAMP W BALL HEAD
KCP-667B	80	MINI SUPER VISER CLAMP WITH 5/8"-27 MALE THREAD
KCP-680B	58	GRIP HELPER-JUNIOR BLACK
KCP-690	70	EXTENSION EAR
KCP-700	86	CONVI. CLAMP--SILVER
KCP-700B	86	CONVI. CLAMP--BLACK
KCP-700-FBP	140	FRONT BOX MOUNTING PLATE FOR CONVI CLAMP
KCP-700-LDS	92	L-SHAPE TINY CLAMP FOR LD CURV 500 SLAT
KCP-700-PRM	92	PSU RAIL MOUNT ADAPTER FOR CONVI CLAMP
KCP-701	88	CONVI. CLAMP WITH TEETH-SILVER
KCP-702	186	STAGE CLAMP W/13MM HOLE
KCP-703	186	STAGE CLAMP W/16MM STUD

Code	Page	Description
KCP-704	186	STAGE CLAMP W/28MM STUD
KCP-705	186	STAGE CLAMP W/28MM SOCKET WITH LINCH PIN
KCP-710	86	SUPER CLAMP WITH ADJUSTABLE HANDLE - SILVER
KCP-710B	86	SUPER CLAMP WITH ADJUSTABLE HANDLE - BLACK
KCP-712	81	WALL SPREADER SET FOR PIPE 1-1/2" SCHEDULE 40 (48.3MM)
KCP-715	88	TOOTHY CONVI. CLAMP W/ HALF COUPLER
KCP-720	87	DOUBLE SUPER CLAMP - SILVER
KCP-720B	87	DOUBLE SUPER CLAMP - BLACK
KCP-724	81	WALL SPREADER
KCP-730AR	130	PAN BAR CLAMP TO ARRI ROSETTE(M6)
KCP-730B	130	SUPER CLAW
KCP-734B	126	SUPER CLAW BALL HEAD
KCP-735	88	BINOCULAR CLAMP
KCP-736B	88	SUPER CONVI CLAMP WITH SECURITY KNOB
KCP-738	88	SUPER CONVI CLAMP WITH ARRI PSU RAIL MOUNT
KCP-739	88	SUPER CONVI CLAMP WITH V-LOCK BASE
KCP-740	88	SUPER CONVI CLAMP WITH FRONT BOX MOUNTING PLATE
KCP-75DL	87	SUPER CLAMP SADDLE
KCP-801	187	250MM ARM COUPLER
KCP-801B	187	250MM ARM COUPLER(BLACK)
KCP-801-DB	187	PIPE-TO-PIPE COUPLER 250MM (BLACK)
KCP-801-XB	187	PIPE-TO-PIPE COUPLER PARALLEL, 250MM (BLACK)
KCP-801-DP	187	PIPE-TO-PIPE COUPLER 250MM
KCP-801-XP	187	PIPE-TO-PIPE COUPLER, CROSS, 250MM
KCP-802	187	500MM ARM COUPLER
KCP-802B	187	500MM ARM COUPLER(BLACK)
KCP-802-DB	187	PIPE-TO-PIPE COUPLER, PARALLEL, 500MM (BLK)
KCP-802-DP	187	PIPE-TO-PIPE COUPLER, PARALLEL, 500MM(CTRS TO CTRS)
KCP-802-XB	187	PIPE-TO-PIPE COUPLER, CROSS, 500MM (BLK)
KCP-802-XP	187	PIPE-TO-PIPE COUPLER, CROSS, 500MM
KCP-803	187	ARM COUPLER 750MM
KCP-803B	187	ARM COUPLER 750MM BLACK
KCP-804	187	ARM COUPLER 100CM
KCP-804B	187	ARM COUPLER 100CM BLACK
KCP-804-DB	187	PIPE-TO-PIPE COUPLER, PARALLEL, 1000MM-BLK
KCP-804-DP	187	PIPE-TO-PIPE COUPLER PARALLEL, 1000MM (CTRS TO CTRS)
KCP-804HB	185	HEAVY DUTY ARM COUPLER, 1000MM
KCP-804SA	187	SUPPORT ARM COUPLER
KCP-804-XB	187	PIPE-TO-PIPE COUPLER, CROSS, 1000MM-BLK
KCP-804-XP	187	PIPE-TO-PIPE COUPLER, CROSS, 1000MM
KCP-806	72	SIDE ARM FOR TUBE SIZE 1.25-1.5" WITH BABY PIN AND RECEIVER
KCP-808	72	BABY SIDE ARM
KCP-809	72	JUNIOR SIDE ARM
KCP-810	182	ARCH COUPLER
KCP-810B	182	ARCH COUPLER - BLACK
KCP-811	183	MINI COUPLER
KCP-811B	183	MINI COUPLER -BLACK
KCP-811BH	133	MINI HALF COUPLER W/BALL HEAD
KCP-812	133	MINI COUPLER W/ EYE RING 25
KCP-812B	133	MINI COUPLER W/ EYE RING 25 -BLACK
KCP-813	182	ARCH COUPLER W/ EYE RING
KCP-813B	182	ARCH COUPLER W/ EYE RING - BLACK
KCP-814	182	ARCH COUPLER W/28MM SPIGOT
KCP-815	183	MINI SWIVEL COUPLER 25
KCP-815B	183	MINI SWIVEL COUPLER 25 -BLACK
KCP-816	182	ARCH COUPLER W/16MM SPIGOT
KCP-817	71	QUICK ACTION PIPE CLAMP
KCP-818	71	ADJUSTABLE BABY SIDE CLAMP
KCP-819	71	ADJUSTABLE JUNIOR SIDE ARM
KCP-820	176	SLIM TYPE SWIVEL COUPLER
KCP-820B	176	SLIM TYPE SWIVEL COUPLER - BLACK
KCP-823	175	SLIM HALF COUPLER W/M12 RING
KCP-823B	175	SLIM HALF COUPLER W/M12 RING (BLACK)
KCP-824	175	SLIM HALF COUPLER WITH 28MM SPIGOT
KCP-825	178	SLIM HANDCUFF COUPLER WITH M12 RING
KCP-825B	178	SLIM HANDCUFF COUPLER WITH M12 RING(BLACK)
KCP-826	175	SLIM COUPLER WITH 16MM STUD
KCP-827	178	SLIM HANDCUFF COUPLER WITH M12 RING
KCP-828	177	SLIM HANDCUFF CLAMP
KCP-828B	177	SLIM HANDCUFF CLAMP - BLACK
KCP-828B-T	177	SLIM HANDCUFF CLAMP WITH T HANDLE(BLACK)
KCP-828-T	177	SLIM HANDCUFF CLAMP WITH T HANDLE
KCP-829	178	SLIM HANDCUFF COUPLER WITH 16MM STUD
KCP-830	175	1/2 HALF TYPE COUPLER
KCP-830B	175	SLIM TYPE HALF COUPLER, BLACK
KCP-830CP	162	COUPLER FOR CHEESE PLATE
KCP-830PRM	109	2" HALF COUPLER FOR SKYPANEL PSU MOUNTING
KCP-830ST	176	SLIM HALF COUPLER WITH STAINLESS STEEL PARTS
KCP-831	175	HALF COUPLER W/M10 BOLT
KCP-831B	175	HALF COUPLER W/M10 BOLT BLACK
KCP-831B-RS	158	RUBBER STOPPER COUPLER
KCP-831B-T	175	HALF COUPLER WITH T HANDLE - BLACK
KCP-831ST	176	HALF COUPLER WITH STAINLESS STEEL PARTS
KCP-831TBN	157	COUPLER WITH TRUCK BED RAIL SLOT NUT
KCP-831THA	157	2" COUPLER W/ LOCATED PIN FOR TRAILER HITCH ADAPTER
KCP-831-T	175	HALF COUPLER WITH T HANDLE
KCP-832	176	SWIVEL COUPLER
KCP-832B	176	SWIVEL COUPLER(BLACK)
KCP-832B-L	176	SWIVEL COUPLER WITH T HANDLE (BLACK)
KCP-832-L	176	SWIVEL COUPLER WITH T HANDLE
KCP-832ST	177	SWIVEL COUPLER, STAINLESS STEEL PARTS
KCP-833	175	HALF COUPLER W/EYE RING
KCP-833B	175	HALF COUPLER W/EYE RING(BLACK)
KCP-834	175	HALF COUPLER W/28MM TV SPIGOT
KCP-834B	175	HALF COUPLER W/28MM TV SPIGOT(BLACK)

Code	Page	Description
KCP-835	185	TRUSS ADAPTER
KCP-835F	185	TRUSS ADAPTER WITH DIA. 35MM SOCKET FEMALE
KCP-835L	185	LIFTING TRUSS COUPLER
KCP-835V	185	LADDER TRUSS COUPLER
KCP-836	176	HALF COUPLER W/16MM STUD
KCP-838	177	HANDCUFF CLAMP
KCP-838B	177	HANDCUFF CLAMP - BLACK
KCP-838B-T	177	HANDCUFF CLAMP WITH T HANDLE - BLACK
KCP-838-T	177	HANDCUFF CLAMP WITH T HANDLE
KCP-839	178	HANDCUFF CLAMP WITH STUD
KCP-840	178	HANDCUFF CLAMP WITH W/28MM SOCKET
KCP-841	182	ARCH COUPLER W/28MM SOCKET
KCP-842B	176	SLIM TYPE HALF COUPLER W/ 16MM SOCKET
KCP-843	178	HANDCUFF COUPLER WITH M12 RING
KCP-843B	178	HANDCUFF COUPLER WITH M12 RING(BLACK)
KCP-844	190	TV COUPLER - SILVER
KCP-844B	190	TV COUPLER - BLACK
KCP-847	176	TUBE/BARREL JOINER
KCP-848	178	HANDCUFF COUPLER WITH 28MM SPIGOT
KCP-849	178	HANDCUFF COUPLER W/16MM STUD
KCP-850	179	SLIM HALF COUPLER FOR 2.5" TUBE
KCP-850B	179	SLIM HALF COUPLER FOR 2.5" TUBE - BLACK
KCP-851	179	MIGHTY COUPLER FOR 2.5" TUBE
KCP-851B	179	MIGHTY COUPLER FOR 2.5" TUBE - BLACK
KCP-852	180	SWIVEL MIGHTY COUPLER FOR 60MM TO 60MM TUBE
KCP-852B	180	SWIVEL MIGHTY COUPLER FOR 60MM TO 60MM TUBE - BLACK
KCP-853	179	MIGHTY HALF COUPLER W/ EYE RING
KCP-853B	179	MIGHTY HALF COUPLER W/ EYE RING - BLACK
KCP-854	180	MIGHTY COUPLER W/28MM SPIGOT
KCP-856	180	MIGHTY HALF COUPLER W/16MM STUD
KCP-857	185	MIGHTY / HALF SWIVEL COUPLER FOR 2"-2.5" TUBE
KCP-858	180	SLIM SWIVEL MIGHTY COUPLER FOR 60MM TO 60MM TUBE
KCP-858B	180	SLIM SWIVEL MIGHTY COUPLER FOR 60MM TO 60MM TUBE(BLACK)
KCP-859	180	SLIM MIGHTY COUPLER W/M12 RING
KCP-859B	180	SLIM MIGHTY COUPLER W/M12 RING(BLACK)
KCP-860	182	NUGGET COUPLER
KCP-860B	182	NUGGET COUPLER(BLACK)
KCP-860CP	162	NUGGET COUPLER FOR CHEESE PLATE
KCP-862	182	SWIVEL TYPE NUGGET COUPLER
KCP-862B	182	SWIVEL TYPE NUGGET COUPLER - BLACK
KCP-863	182	NUGGET COUPLER WITH M10 RING
KCP-863B	182	NUGGET COUPLER WITH M10 RING-BLACK
KCP-864	180	SLIM MIGHTY COUPLER WITH 28MM SPIGOT
KCP-866	182	NUGGET COUPLER WITH 16MM STUD
KCP-867	180	SLIM MIGHTY COUPLER WITH 16MM STUD
KCP-868	185	NUGGET COUPLER, SWIVEL FOR 1.25"-1.5" TUBE TO 2" TUBE
KCP-869	185	NUGGET COUPLER, SWIVEL 1.25"-1.5" TUBE TO 60MM TUBE
KCP-873	177	45 DEGREE COUPLER
KCP-874	177	HALF COUPLER WITH 28MM TV QUICK RECEIVER, SILVER
KCP-875	177	SLIM TYPE HALF COUPLER W QUICK RELEASE
KCP-877	180	MIGHTY HALF COUPLER WITH 28MM TV QUICK RECEIVER, SILVER
KCP-878	181	SLIM MIGHTY HALF COUPLER WITH 28MM TV QUICK RECEIVER, SILVER
KCP-879	214	MONITOR ARM WITH BURGER COUPLER
KCP-880	181	SLIM HANDCUFF COUPLER FOR 60MM TUBE
KCP-880B	181	SLIM HANDCUFF COUPLER FOR 60MM TUBE-BLACK
KCP-881	181	HANDCUFF COUPLER FOR TUBE 60MM
KCP-881B	181	HANDCUFF COUPLER FOR TUBE 60MM-BLACK
KCP-882	181	SLIM HANCUFF CLAMP W/EYE RING FOR TUBE 60MM
KCP-882B	181	SLIM HANCUFF CLAMP W/EYE RING FOR TUBE 60MM-BLACK
KCP-883	181	HANDCUFF CLAMP W/EYE RING FOR TUBE 60MM
KCP-883B	181	HANDCUFF CLAMP W/EYE RING FOR TUBE 60MM-BLACK
KCP-884	181	SLIM HANDCUFF CLAMP W/TV QUICK RECEIVER, FOR TUBE 60MM
KCP-884B	181	SLIM HANDCUFF CLAMP W/TV QUICK RECEIVER, FOR TUBE 60MM-BLACK
KCP-885	181	HANDCUFF CLAMP W/TV QUICK RECEIVER, FOR TUBE 60MM
KCP-885B	181	HANDCUFF CLAMP W/TV QUICK RECEIVER, FOR TUBE 60MM-BLACK
KCP-886	215	VESA SCREEN TRUSS MOUNT FOR 75/100MM VESA SPACING
KCP-887	216	*UNIVERSAL TV TILT TRUSS MOUNT FOR 37" TO 52" TV
KCP-888	216	*UNIVERSAL TV TILT STAND MOUNT
KCP-901	179	BURGER COUPLER
KCP-901B	179	BURGER COUPLER-BLACK
KCP-902	179	SWIVEL TYPE BURGER COUPLER
KCP-902B	179	SWIVEL TYPE BURGER COUPLER-BLACK
KCP-903	179	BURGER COUPLER W/EYE RING
KCP-903B	179	BURGER COUPLER W/EYE RING-BLACK
KCP-904	179	BURGER COUPLER W/ 28MM SPIGOT
KCP-906	179	BURGER COUPLER W/ 16MM STUD
KCP-907	188	UNIVERSAL LIGHT TRACK COUPLER
KCP-930P	203	3 WAYS CLAMP FOR 25MM TO 35MM TUBE
KCP-950P	203	4 WAYS CLAMP FOR 35MM TO 50MM TUBE
KCP-F1824	55	FLAG FRAME 18" X 24"
KCP-F2436	55	FLAG FRAME 24" X 36"
NEW KCP-FF1824	55	FLAT FLAG FRAME 18" X 24"
NEW KCP-FF2436	55	FLAT FLAG FRAME 24" X 36"
NEW KCP-FF3036	55	FLAT FLAG FRAME 30" X 36"
KCP-OF1824	55	OPEN END FLAG FRAME 18" X 24"
KCP-OF2436	55	OPEN END FLAG FRAME 24" X 36"
KCTB-001	234	CTB FOR ARRI JUNIOR 300W
KCTB-002	234	CTB FOR ARRI JUNIOR 650W
KCTB-003	234	CTB FOR ARRI JUNIOR 1000W / STUDIO 1000W
KCTB-004	234	CTB FOR ARRI JUNIOR 2000W / COMPACT 1200W
KCTO-001	234	CTO FOR ARRI COMPACT 125W
KCTO-002	234	CTO FOR ARRI COMPACT 200W / PAR 200W
KCTO-003	234	CTO FOR ARRI COMPACT 575W / PAR 575W
KCTO-004	234	CTO FOR ARRI COMPACT 1200W
KCW-04	66	COUNTER BALANCE WEIGHT 4KG(8.8 LB)

Code	Page	Description
KD-300	219	PROJECTOR MOUNT
KD-300-J	219	PROJECTOR MOUNT WITH 17MM SPIGOT
KD-310P	219	SCREEN HOLDER
KD-500P	202	SLAT PANEL
KD-710P-C	93	PANEL HOLDER-SILVER -ACCEPTS MATERIAL UP TO 1CM THICK
KD-712P	93	PANEL HOLDER-SILVER -ACCEPTS MATERIAL UP TO 1.2CM THICK
KD-730	86	SUPER CLAMP DOUBLE SOCKET-SILVER
KD-730B	86	SUPER CLAMP DOUBLE SOCKET-BLACK
KD-731B	86	DOUBLE SOCKET W/ SAFETY SPRING PIN-BLACK
KD-735P	91	MINI FLEX ARM WITH CLIP
KD-740P	93	DISPLAY SHELF
KD-742P	93	BOOK SHELF
KD-743P	93	CATALOGUE SHELF
KD-760SP	93	BANNER ROD 61CM W/STUD
KD-772P	202	BOX SHELVE - SILVER
KD-790B	93	L BRACKET SHELF HOLDER (SET OF TWO) - BLACK
NEW KD-790P	93	L BRACKET SHELF HOLDER (SET OF TWO) - SILVER
KD-795B	93	COMPACT U HOOKS - BLACK (SET OF TWO)
KD-795P	93	COMPACT U HOOKS - SILVER (SET OF TWO)
KD-815P	89	CUP HOLDER
KD-816B	91	SQUARE CLIP-BLACK
KD-816P	91	SQUARE CLIP- SILVER
KD-840LB	226	PANEL WITH HOLE - BLACK (LENGTH: 1080MM)
KD-840MB	226	PANEL WITH HOLE - BLACK (LENGTH: 825MM)
KD-840SB	226	PANEL WITH HOLE - BLACK (LENGTH: 440MM)
KD-841LB	226	PANEL - BLACK (LENGTH: 1080MM)
KD-841MB	226	PANEL - BLACK (LENGTH: 825MM)
KD-841SB	226	PANEL - BLACK (LENGTH: 440MM)
KD-842LB	226	EXTENSION PANEL - BLACK (LENGTH: 1080MM)
KD-842MB	226	EXTENSION PANEL WITH HOLE - BLACK (LENGTH: 825MM)
KD-842SB	226	EXTENSION PANEL WITH HOLE - BLACK (LENGTH: 440MM)
KD-843LB	226	EXTENSION PANEL - BLACK (LENGTH: 1080MM)
KD-843MB	226	EXTENSION PANEL - BLACK (LENGTH: 825MM)
KD-843SB	226	EXTENSION PANEL - BLACK (LENGTH: 440MM)
KD-900P	202	DONUTS 3 WAY CLAMPS
KD-910P	202	PANEL HOLDER
NEW KD-935P	200	POLISH BICYCLE FIXTURE
KD-943P	202	CATALOGUE SHELF
KD-990P	202	L BRACKET SHELF HOLDER
KD-A001	200	STEEL HOOK FOR TUBE DIA.40MM
KD-A002	200	STEEL HOOK FOR TUBE DIA.45MM
KD-A003	200	STEEL FACEOUT FOR TUBE DIA.40MM
KD-A004	200	STEEL FACEOUT FOR TUBE DIA.45MM
KD-A005	200	GUITAR HANGER FOR TUBE DIA. 40MM
KD-A006	200	GUITAR HANGER FOR TUBE DIA. 45MM
KD-B001	199	BUBBLE LEVEL CLAMP TUBE FROM 40MM TO 50MM
KD-B002	199	BUBBLE LEVEL CLAMP TUBE FROM 25MM TO 35MM
KD-B003	199	BUBBLE SPIRIT LEVEL W/ A RUBBER SEGREGATED LATCH
KD-B126P	199	KUPOLE BASE
KD-C01B	226	CURVED CLAMP FOR SUPER JOINT - BLACK
KD-C01P	226	CURVED CLAMP FOR SUPER JOINT - SILVER
KD-C02B	226	2 WAYS JOINT FOR SUPER JOINT - BLACK
KD-C02P	226	2 WAYS JOINT FOR SUPER JOINT - SILVER
KD-C03B	226	JOINT WITH SCREW FOR SUPER JOINT - BLACK
KD-C03P	226	JOINT WITH SCREW FOR SUPER JOINT - SILVER
KD-C04B	226	BASIC JOINT FOR SUPER JOINT - BLACK
KD-C04P	226	BASIC JOINT FOR SUPER JOINT - SILVER
KD-C0500B	226	500MM TUBE FOR SUPER JOINT, DIA.35MM -BLACK
KD-C0500P	226	500MM TUBE FOR SUPER JOINT, DIA.35MM - SILVER
KD-C06B	226	Y CONNECTOR FOR DIA. 30 TO 35MM (BLACK)
KD-C06P	226	Y CONNECTOR FOR DIA. 30 TO 35MM (SILVER)
KD-C07P	226	FOOT ADAPTOR
KD-C08B	226	CASTER ADAPTER (BLACK)
KD-C08P	226	CASTER ADAPTER (SILVER)
KDC-2334-NK	221	DINNER HEIGHT DIRECTOR CHAIR HEIGHT (34")
KDC-2346-NK	221	BAR HEIGHT DIRECTOR CHAIRHEIGHT (46")
KD-C25P	199	4 PCS PER PACK (SIZE : 25MM TO 35MM)
KD-C40P	199	4 PCS PER PACK (SIZE : 40MM TO 50MM)
KD-C50P	200	KUPOLE SUSPENDE CEILING ADAPTER
KD-C55	64	CABLE CLIP FOR TUBE (SIZE : 50MM TO 55MM)
KD-CF16P	109	CEILING CLIP WITH FEMALE SOCKET
KD-CM16P	109	CEILING CLIP WITH MALE ADAPTER
KD-M01P	199	LCD MONITOR ARM
KD-R46P	199	KUPOLE CEILING MOUNT
KD-R47P	199	KUPOLE FLOOR MOUNT
KD-R48P	199	KUPOLE DISC BASE
KD-T50P	200	KUPOLE ADAPTER FOR 5CM PIPE
KFL-D20	220	20" FIBERGLASS EXTENSION LADDER
KFL-T10	220	10" FIBERGLASS LADDER DOUBLE SIDED
KFL-T12	220	12" FIBERGLASS LADDER DOUBLE SIDED
KFL-T8	220	8" FIBERGLASS LADDER DOUBLE SIDED
KGC-010	228	JUNIOR C-STAND GRIP CART
KGC-020	228	SENIOR C-STAND GRIP CART
KGC-030	228	COMBO STAND GRIP CART
KH-06	59	6' X 6' BUTTERFLY FRAME
KH-08	59	8' X 8' BUTTERFLY FRAME
KH-12	59	12' X 12' BUTTERFLY FRAME
KH-20	59	20' X 20' BUTTERFLY FRAME
KH-55LB	222	KU HAND - LARGE SIZE
KH-55MB	222	KU HAND - MEDIUM SIZE
KH-55XLB	222	KU HAND - EXTRA LARGE SIZE
KH-55XLB	222	KU HAND - DOUBLE XL SIZE
KH-B1824	56	WOOD CUCOLORIS (COOKIE) BLINDS- 18"X24"
KH-B2436	56	WOOD CUCOLORIS (COOKIE) BLINDS-24"X36"
KH-C1824	56	WOOD CUCOLORIS (COOKIE) BREAKUP-18"X24"

Code	Page	Description
KH-C2436	56	WOOD CUCOLORIS (COOKIE) BREAKUP-24"X36"
KHS-112	60	ROUND BUTTERFLY FRAME FOR 1-1/2" PIPE SCHEDULE 40
KHS-C112	60	FRAME CONNECTOR 1-1/2" SCHEDULE 40 (48.3MM)
KHS-E112	60	FRAME EAR FOR PIPE 1-1/2" SCHEDULE 40 (48.3MM)
KHS-L112	60	FRAME CORNER FOR PIPE 1-1/2" SCHEDULE 40 (48.3MM)
KHTN013	255	16A/3P/230V(CEE FORM), CABLE MALE CONNECTOR (B&B)
KHTN013-4	255	16A/3P CEE CONNECTOR
KHTN013-BK	255	16A/3P CEE CONNECTOR ALL BLACK, LINE MALE
KHTN014	255	16A 4PIN CONNECTOR LINE MALE
KHTN023	255	32A/3P/230V(CEE FORM), CABLE MALE CONNECTOR
KHTN024	255	32A 4PIN CABLE MALE
KHTN025	255	32A 5PIN CONNECTOR LINE MALE
KHTN213	255	16A/3P/230V(CEE FORM), CABLE FEMALE CONNECTOR (B&B)
KHTN213-4	255	16A/3P CEE CONNECTOR
KHTN213-BK	255	16A/3P CEE CONNECTOR ALL BLACK, LINE FEMALE
KHTN214	255	16A 4PIN CONNECTOR LINE FEMALE
KHTN223	255	32A/3P/230V(CEE FORM), CABLE FEMALE CONNECTOR
KHTN224	255	32A 4PIN CABLE FEMALE
KHTN225	255	32A 5PIN CONNECTOR LINE FEMALE
KHTN413	256	16A/3P/230V(CEE FORM), PANEL FEMALE SOCKET (B&B)
KHTN414	256	16A/4P CEE CONNECTOR PANEL FEMALE, 380V/RED
KHTN415	256	16A 5PIN CONNECTOR
KHTN423	256	32A 3PIN FEMALE SOCKET CEE
KHTN424	256	32A 4PIN PANEL FEMALE
KHTN425	256	32A 5PIN PANEL FEMALE
KHTN613	256	16A/3P CEE CONNECTOR SOCKET MALE
KHTN623	256	32A/3P CEE CONNECTOR PANEL MALE, 230V/BLUE
KHTN624	256	32A 4PIN PANEL MALE
KHTN625	256	32A 5PIN PANEL MALE
KHTN725	256	32A 5PIN CONNECTOR
KL-150-BS	248	RETAINING PIN
KL-150LFB	249	K-LOK 150A SINGLE POLE CONNECTOR LINE FEMALE-BLUE
KL-150LFBK	249	K-LOK 150A SINGLE POLE CONNECTOR LINE FEMALE-BLACK
KL-150LFBN	249	K-LOK 150A SINGLE POLE CONNECTOR LINE FEMALE-BROWN
KL-150LFG	249	K-LOK 150A SINGLE POLE CONNECTOR LINE FEMALE-GREEN
KL-150LFGY	249	K-LOK 150A SINGLE POLE CONNECTOR LINE FEMALE-GRAY
KL-150LFR	249	K-LOK 150A SINGLE POLE CONNECTOR LINE FEMALE-RED
KL-150LFW	249	K-LOK 150A SINGLE POLE CONNECTOR LINE FEMALE-WHITE
KL-150LMB	249	K-LOK 150A SINGLE POLE CONNECTOR LINE MALE-BLUE
KL-150LMBK	249	K-LOK 150A SINGLE POLE CONNECTOR LINE MALE-BLACK
KL-150LMBN	249	K-LOK 150A SINGLE POLE CONNECTOR LINE MALE-BROWN
KL-150LMG	249	K-LOK 150A SINGLE POLE CONNECTOR LINE MALE-GREEN
KL-150LMGY	249	K-LOK 150A SINGLE POLE CONNECTOR LINE MALE-GRAY
KL-150LMR	249	K-LOK 150A SINGLE POLE CONNECTOR LINE MALE-RED
KL-150LMW	249	K-LOK 150A SINGLE POLE CONNECTOR LINE MALE-WHITE
KL-150SFB	249	K-LOK 150A SINGLE POLE CONNECTOR PANEL FEMALE-BLUE
KL-150SFBK	249	K-LOK 150A SINGLE POLE CONNECTOR PANEL FEMALE-BLACK
KL-150SFBN	249	K-LOK 150A SINGLE POLE CONNECTOR PANEL FEMALE-BROWN
KL-150SFG	249	K-LOK 150A SINGLE POLE CONNECTOR PANEL FEMALE-GREEN
KL-150SFGY	249	K-LOK 150A SINGLE POLE CONNECTOR PANEL FEMALE-GRAY
KL-150SFR	249	K-LOK 150A SINGLE POLE CONNECTOR PANEL FEMALE-RED
KL-150SFW	249	K-LOK 150A SINGLE POLE CONNECTOR PANEL FEMALE-WHITE
KL-150SMB	249	K-LOK 150A SINGLE POLE CONNECTOR PANEL MALE-BLUE
KL-150SMBK	249	K-LOK 150A SINGLE POLE CONNECTOR PANEL MALE-BLACK
KL-150SMBN	249	K-LOK 150A SINGLE POLE CONNECTOR PANEL MALE-BROWN
KL-150SMG	249	K-LOK 150A SINGLE POLE CONNECTOR PANEL MALE-GREEN
KL-150SMGY	249	K-LOK 150A SINGLE POLE CONNECTOR PANEL MALE-GRAY
KL-150SMR	249	K-LOK 150A SINGLE POLE CONNECTOR PANEL MALE-RED
KL-150SMW	249	K-LOK 150A SINGLE POLE CONNECTOR PANEL MALE-WHITE
KL-400-BS	244	RETAINING PIN
KL-400LFB	245	K-LOK 400AMP FEMALE PLUG - BLUE
KL-400LFBK	245	K-LOK 400AMP FEMALE PLUG - BLACK
KL-400LFBN	245	K-LOK 400AMP FEMALE PLUG - BROWN
KL-400LFG	245	K-LOK 400 AMP FEMALE PLUG - GREEN
KL-400LFGY	245	K-LOK 400AMP FEMALE PLUG - GREY
KL-400LFR	245	K-LOK 400AMP FEMALE PLUG - RED
KL-400LFW	245	K-LOK 400AMP FEMALE PLUG - WHITE
KL-400LMB	245	K-LOK 400AMP MALE PLUG - BLUE
KL-400LMBK	245	K-LOK 400AMP MALE PLUG - BLACK
KL-400LMBN	245	K-LOK 400AMP MALE PLUG - BROWN
KL-400LMG	245	K-LOK 400AMP MALE PLUG - GREEN
KL-400LMGY	245	K-LOK 400AMP MALE PLUG - GREY
KL-400LMR	245	K-LOK 400AMP MALE PLUG - RED
KL-400LMW	245	K-LOK 400AMP MALE PLUG - WHITE
KL-400MFFB	247	400A SINGLE POLE TAPPING CONNECTOR-BLUE
KL-400MFFBK	247	400A SINGLE POLE TAPPING CONNECTOR-BLACK
KL-400MFFG	247	400A SINGLE POLE TAPPING CONNECTOR-GREEN
KL-400MFFR	247	400A SINGLE POLE TAPPING CONNECTOR-RED
KL-400MFFW	247	400A SINGLE POLE TAPPING CONNECTOR-WHITE
KL-400MM3FB	247	400A SINGLE POLE MOLDED THREE-FER-BLUE
KL-400MM3FBK	247	400A SINGLE POLE MOLDED THREE-FER-BLACK
KL-400MM3FG	247	400A SINGLE POLE MOLDED THREE-FER-GREEN
KL-400MM3FR	247	400A SINGLE POLE MOLDED THREE-FER-RED
KL-400MM3FW	247	400A SINGLE POLE MOLDED THREE-FER-WHITE
KL-400SFB	245	K-LOK 400AMP FEMALE RECEPTACLE BLUE
KL-400SFBK	245	K-LOK 400AMP FEMALE RECEPTACLE - BLACK
KL-400SFBN	245	K-LOK 400AMP FEMALE RECEPTACLE BROWN
KL-400SFG	245	K-LOK 400AMP FEMALE RECEPTACLE GREEN
KL-400SFGY	245	K-LOK 400AMP FEMALE RECEPTACLE GREY
KL-400SFR	245	K-LOK 400AMP FEMALE RECEPTACLE RED
KL-400SFW	245	K-LOK 400AMP FEMALE RECEPTACLE WHITE
KL-400SMB	245	K-LOK 400AMP MALE RECEPTACLE BLUE
KL-400SMBK	245	K-LOK 400AMP MALE RECEPTACLE - BLACK
KL-400SMBN	245	K-LOK 400AMP MALE RECEPTACLE BROWN
KL-400SMG	245	K-LOK 400AMP MALE RECEPTACLE GREEN

Code	Page	Description
KL-400SMGY	245	K-LOK 400AMP MALE RECEPTACLE GREY
KL-400SMR	245	K-LOK 400AMP MALE RECEPTACLE RED
KL-400SMW	245	K-LOK 400AMP MALE RECEPTACLE WHITE
KL-400SFB	246	RECEPTACLE FEMALE DOUBLESET SCREW BLUE
KL-400SFBK	246	RECEPTACLE FEMALE DOUBLESET SCREW BLACK
KL-400SFBG	246	RECEPTACLE FEMALE DOUBLESET SCREW GREEN
KL-400SFR	246	RECEPTACLE FEMALE DOUBLESET SCREW RED
KL-400SFW	246	RECEPTACLE FEMALE DOUBLESET SCREW WHITE
KL-400SMB	246	RECEPTACLE MALE DOUBLESET SCREW BLUE
KL-400SMBK	246	RECEPTACLE MALE DOUBLESET SCREW BLACK
KL-400SMG	246	RECEPTACLE MALE DOUBLESET SCREW GREEN
KL-400SMR	246	RECEPTACLE MALE DOUBLESET SCREW RED
KL-400SMW	246	RECEPTACLE MALE DOUBLESET SCREW WHITE
KL-DCB	246	K-LOK DUST COVER BLUE
KL-DCB2	246	K-LOK DUST COVER BLUE 150A
KL-DCBK	246	K-LOK DUST COVER BLACK
KL-DCBK2	246	K-LOK DUST COVER BLACK 150A
KL-DCG	246	K-LOK DUST COVER GREEN
KL-DCG2	246	K-LOK DUST COVER GREEN 150A
KL-DCR	246	K-LOK DUST COVER RED
KL-DCR2	246	K-LOK DUST COVER RED 150A
KL-DCT	246	TRANSPARENT DUST COVER FOR 400A
KL-DCW	246	K-LOK DUST COVER WHITE
KL-DCW2	246	K-LOK DUST COVER WHITE 150A
KLHB-0103	193	SHORT LIGHTWEIGHT TELESCOPIC HANGER BABY PIN 1.5-3 FEET
KLHB-0204	193	MEDIUM LIGHTWEIGHT TELESCOPIC HANGER BABY PIN 2.4 FEET
KLHB-0306	193	LONG LIGHTWEIGHT TELESCOPIC HANGER BABY PIN 3-6 FEET
KLHS-0103	193	SHORT LIGHTWEIGHT TELESCOPIC HANGER STIRRUP HEAD 1.5-3 FEET
KLHS-0204	193	MEDIUM LIGHTWEIGHT TELESCOPIC HANGER STIRRUP HEAD 2.4 FEET
KLHS-0306	193	LONG LIGHTWEIGHT TELESCOPIC HANGER STIRRUP HEAD 3-6 FEET
KPC-101	168	PIPE CLAMP FOR TUBE 48MM, SHORT TEE
KPC-101B	168	PIPE CLAMP FOR TUBE 48MM, SHORT TEE-BLACK
KPC-104	168	PIPE CLAMP FOR TUBE 48MM, LONG TEE
KPC-104B	168	PIPE CLAMP FOR TUBE 48MM, LONG TEE-BLACK
KPC-116	168	PIPE CLAMP FOR TUBE 48MM, CORNER
KPC-116B	168	PIPE CLAMP FOR TUBE 48MM, CORNER-BLACK
KPC-119	168	PIPE CLAMP FOR TUBE 48MM, TWO SOCKET CROSS
KPC-119B	168	PIPE CLAMP FOR TUBE 48MM, TWO SOCKET CROSS-BLACK
KPC-125	168	PIPE CLAMP FOR TUBE 49MM, 90 DEGREE ELBOW
KPC-125B	168	PIPE CLAMP FOR TUBE 49MM, 90 DEGREE ELBOW-BLACK
KPC-128	168	PIPE CLAMP FOR TUBE 48MM, 3 WAY 90 DEGREE
KPC-128B	168	PIPE CLAMP FOR TUBE 48MM, 3 WAY 90 DEGREE-BLACK
KPC-129	168	PIPE CLAMP FOR TUBE 48MM, ADJUSTABLE SHORT
KPC-129B	168	PIPE CLAMP FOR TUBE 48MM, ADJUSTABLE SHORT-BLACK
KPC-131	168	PIPE CLAMP FOR TUBE 48MM, BASE FLANGE
KPC-131B	168	PIPE CLAMP FOR TUBE 48MM, BASE FLANGE-BLACK
KPC-132	168	PIPE CLAMP FOR TUBE 48MM, RAILING BASE
KPC-132B	168	PIPE CLAMP FOR TUBE 48MM, RAILING BASE-BLACK
KPC-135	169	PIPE CLAMP FOR TUBE 48MM, CLAMP ON TEE
KPC-135B	169	PIPE CLAMP FOR TUBE 48MM, CLAMP ON TEE-BLACK
KPC-138	169	PIPE CLAMP FOR TUBE 48MM, GATE EYE
KPC-138B	169	PIPE CLAMP FOR TUBE 48MM, GATE EYE-BLACK
KPC-140	169	PIPE CLAMP FOR TUBE 48MM, GATE HINGE
KPC-140B	169	PIPE CLAMP FOR TUBE 48MM, GATE HINGE-BLACK
KPC-143	169	PIPE CLAMP FOR TUBE 48MM, HANDRAIL BRACKET
KPC-143B	169	PIPE CLAMP FOR TUBE 48MM, HANDRAIL BRACKET-BLACK
KPC-144	169	PIPE CLAMP FOR TUBE 48MM, RAILING SIDE
KPC-144B	169	PIPE CLAMP FOR TUBE 48MM, RAILING SIDE-BLACK
KPC-146	169	PIPE CLAMP FOR TUBE 48MM, SIDE PALM FIXING
KPC-146B	169	PIPE CLAMP FOR TUBE 48MM, SIDE PALM FIXING-BLACK
KPC-147	169	PIPE CLAMP FOR TUBE 48MM, SWIVEL TEE
KPC-147B	169	PIPE CLAMP FOR TUBE 48MM, SWIVEL TEE-BLACK
KPC-148	169	PIPE CLAMP FOR TUBE 48MM, SHORT TEE SWIVEL
KPC-148B	169	PIPE CLAMP FOR TUBE 48MM, SHORT TEE SWIVEL-BLACK
KPC-149	169	PIPE CLAMP FOR TUBE 48MM, SLEEVE JOINT
KPC-149B	169	PIPE CLAMP FOR TUBE 48MM, SLEEVE JOINT-BLACK
KPC-158	169	PIPE CLAMP FOR TUBE 48MM, 4 WAY CROSS
KPC-158B	169	PIPE CLAMP FOR TUBE 48MM, 4 WAY CROSS-BLACK
KPC-160	170	PIPE CLAMP FOR TUBE 48MM, CLAMP ON CROSSOVER
KPC-160B	170	PIPE CLAMP FOR TUBE 48MM, CLAMP ON CROSSOVER-BLACK
KPC-161	170	PIPE CLAMP FOR TUBE 48MM, 90 DEGREE CROSSOVER
KPC-161B	170	PIPE CLAMP FOR TUBE 48MM, 90 DEGREE CROSSOVER-BLACK
KPC-165	170	PIPE CLAMP FOR TUBE 48MM, COMBINATION SOCKET
KPC-165B	170	PIPE CLAMP FOR TUBE 48MM, COMBINATION SOCKET-BLACK
KPC-167	170	PIPE CLAMP FOR TUBE 48MM, DOUBLE SWIVEL
KPC-167B	170	PIPE CLAMP FOR TUBE 48MM, DOUBLE SWIVEL-BLACK
KPC-168	170	PIPE CLAMP FOR TUBE 48MM, 90 DEGREE CORNER
KPC-168B	170	PIPE CLAMP FOR TUBE 48MM, 90 DEGREE CORNER-BLACK
KPC-169	170	PIPE CLAMP FOR TUBE 48MM, SWIVEL BASE
KPC-169B	170	PIPE CLAMP FOR TUBE 48MM, SWIVEL BASE-BLACK
KPC-173	170	PIPE CLAMP FOR TUBE 48MM, SINGLE SWIVEL
KPC-173B	170	PIPE CLAMP FOR TUBE 48MM, SINGLE SWIVEL-BLACK
KPC-176	170	PIPE CLAMP FOR TUBE 48MM, SIDE OUTLET TEE
KPC-176B	170	PIPE CLAMP FOR TUBE 48MM, SIDE OUTLET TEE-BLACK
KPC-179	170	PIPE CLAMP FOR TUBE 48MM, LOCKING COLLAR
KPC-179B	170	PIPE CLAMP FOR TUBE 48MM, LOCKING COLLAR-BLACK
KPC-198	170	PIPE CLAMP FOR TUBE 48MM, DOUBLE SIDE FIXING
KPC-198B	170	PIPE CLAMP FOR TUBE 48MM, DOUBLE SIDE FIXING-BLACK
KPC-A1203	171	90 DEGREE ALU-MAGNESIUM ALLOY FOR TUBE 48.3 MM (1.90")
KPC-A1203AE	171	ADJUSTABLE ELBOW ALU-MAGNESIUM ALLOY FOR TUBE 48.3 MM (1.90")
KPC-A1205	171	LONG TEE ALU-MAGNESIUM ALLOY FOR TUBE 48.3 MM (1.9")
KPC-A1205E	171	SHORT TEE ALU-MAGNESIUM ALLOY FOR TUBE 48.3MM(1.9")
KPC-A1207E	171	TWO SOCKET CROSS ALU-MAGNESIUM ALLOY FOR TUBE 48.3 MM (1.9")
KPC-A1209	171	3 WAY 90 DEGREE ALU-MAGNESIUM ALLOY FOR TUBE 48.3 MM (1.9")
KPC-A1211E	172	CORNER ALU-MAGNESIUM ALLOY FOR TUBE 48.3 MM (1.9")

Code	Page	Description
KPC-A1212	172	90 DEGREE CROSSOVER ALU-MAGNESIUM ALLOY FOR TUBE 48.3 MM (1.9")
KPC-A1217ADJ	172	SWIVEL ELBOW/TEE ALU-MAGNESIUM ALLOY FOR TUBE 48.3 MM (1.9")
KPC-A1217E	172	ADJUSTABLE ELBOW OR TEE ALU-MAGNESIUM ALLOY FOR TUBE 48.3 MM (1.9")
KPC-A1217M	172	MALE TABE OF SWIVEL ALU-MAGNESIUM ALLOY FOR TUBE 48.3 MM (1.9")
KPC-A1219E	172	DOUBLE SWIVEL COMBINATION ALU-MAGNESIUM ALLOY FOR TUBE 48.3 MM (1.9")
KPC-A1230C	172	SHORT TEE SWIVEL ALU-MAGNESIUM ALLOY FOR TUBE 48.3 MM (1.9")
KPC-A1242	173	ROUND BASE FLANGE ALU-MAGNESIUM ALLOY FOR TUBE 48.3 MM (1.9")
KPC-A1244	173	RAILING BASE FLANGE ALU-MAGNESIUM ALLOY FOR TUBE 48.3 MM (1.9")
KPC-A1244ADJ	173	ADJUSTABLE FLANGE ALU-MAGNESIUM ALLOY FOR TUBE 48.3 MM (1.9")
KPC-A1250	173	SIDE PALM FIXING ALU-MAGNESIUM ALLOY FOR TUBE 48.3 MM (1.9")
KPC-A1262	173	PLUG ALU-MAGNESIUM ALLOY FOR TUBE 48.3 MM (1.9")
KPC-A1270	173	SLEEVE JOINT ALU-MAGNESIUM ALLOY FOR TUBE 48.3 MM (1.9")
KPC-A1282A	173	HANDRAIL BRACKET ALU-MAGNESIUM ALLOY FOR TUBE 48.3 MM (1.9")
KPC-A1403	171	90 DEGREE ALU-MAGNESIUM ALLOY FOR TUBE 42.4 MM (1.66")
KPC-A1403AE	171	ADJUSTABLE ELBOW ALU-MAGNESIUM ALLOY FOR TUBE 42.4MM (1.66")
KPC-A1405	171	LONG TEE ALU-MAGNESIUM ALLOY FOR TUBE 42.4MM(1.66")
KPC-A1405E	171	SHORT TEE ALU-MAGNESIUM ALLOY FOR TUBE 42.4MM(1.66")
KPC-A1407E	171	TWO SOCKET CROSS ALU-MAGNESIUM ALLOY FOR TUBE 42.4MM(1.66")
KPC-A1409	171	3 WAY 90 DEGREE ALU-MAGNESIUM ALLOY FOR TUBE 42.4 MM (1.66")
KPC-A1411E	172	CORNER ALU-MAGNESIUM ALLOY FOR TUBE 42.4MM(1.66")
KPC-A1412	172	90 DEGREE CROSSOVER ALU-MAGNESIUM ALLOY FOR TUBE 42.4MM (1.66")
KPC-A1417ADJ	172	SWIVEL ELBOW/TEE ALU-MAGNESIUM ALLOY FOR TUBE 42.4 MM (1.66")
KPC-A1417E	172	ADJUSTABLE ELBOW OR TEE ALU-MAGNESIUM ALLOY FOR TUBE 42.2MM (1.66")
KPC-A1417M	172	MALE TABE OF SWIVEL ALU-MAGNESIUM ALLOY FOR TUBE 42.4 MM (1.66")
KPC-A1419E	172	DOUBLE SWIVEL COMBINATION ALU-MAGNESIUM ALLOY FOR TUBE 42.4 MM (1.66")
KPC-A1430C	172	SHORT TEE SWIVEL ALU-MAGNESIUM ALLOY FOR TUBE 42.4 MM (1.66")
KPC-A1442	173	ROUND BASE FLANGE ALU-MAGNESIUM ALLOY FOR TUBE 42.4 MM (1.66")
KPC-A1446	173	RAILING BASE FLANGE ALU-MAGNESIUM ALLOY FOR TUBE 42.4 MM (1.66")
KPC-A1446ADJ	173	ADJUSTABLE FLANGE ALU-MAGNESIUM ALLOY FOR TUBE 42.4MM (1.66")
KPC-A1450	173	SIDE PALM FIXING ALU-MAGNESIUM ALLOY FOR TUBE 42.4 MM (1.66")
KPC-A1462	173	PLUG ALU-MAGNESIUM ALLOY FOR TUBE 42.4 MM (1.66")
KPC-A1470	173	SLEEVE JOINT ALU-MAGNESIUM ALLOY FOR TUBE 42.4 MM (1.66")
KPC-C10	173	PIPE CLAMP CASTER ADAPTER WITH M10 FEMALE THREADED
KPC-C11	173	PIPE CLAMP CASTER ADAPTER WITH HOLES ON 10X11.4(CM) PLATE
KPC-C12	173	PIPE CLAMP CASTER ADAPTER WITH M12 FEMALE THREADED
KPC-C38	166	PIPE CLAMP CASTER ADAPTER WITH 3/8"-16 FEMALE THREADED
NEW KP-DS01	198	BACKGROUND PAPER DRIVE SET
KP-KS01	198	SINGLE HOOK (2 PCS/ SET)
KP-KS02	198	TRIPLE HOOKS (2 PCS/ SET)
KP-KS03B	198	PLASTIC CHIAN 3.5M (L) -BLACK
KP-KS03BL	198	PLASTIC CHIAN 3.5M (L) -BLUE
KP-KS03O	198	PLASTIC CHIAN 3.5M (L) -ORANGE
KP-KS03W	198	PLASTIC CHIAN 3.5M (L) -WHITE
KP-KS04	198	CHAIN WEIGHT
KP-KS05	201	BACKGROUND BABY HOOK
KP-KS06	201	1/4"-20 THREAD 3/8" STUD FOR STAND TOP
KP-L2137BD	197	KUPOLE EXTENDS FROM 210CM(82.7") TO 370CM(145") - BLACK
KP-L2137PD	197	KUPOLE EXTENDS FROM 210CM(82.7") TO 370CM(145") - SILVER
KP-M1527BD	197	KUPOLE EXTENDS FROM 150CM(59") TO 270CM(106.3") - BLACK
KP-M1527PD	197	KUPOLE EXTENDS FROM 150CM(59") TO 270CM(106.3") - SILVER
KP-S1017BD	197	KUPOLE EXTENDS FROM 100CM(39.40") TO 170CM(66.90") - BLACK
KP-S1017PD	197	KUPOLE EXTENDS FROM 100CM(39.40") TO 170CM(66.90") - SILVER
KP-SP01	200	WHITE RUBBER PAD
KP-SP02	200	WHITE TOP RUBBER COVER
KP-SP03	200	WHITE BOTTOM RUBBER COVER
KP-SP04	200	BLACK TOP RUBBER COVER
KP-SP05	200	BLACK BOTTOM RUBBER COVER
KP-X15B	197	EXTENSION TUBE (1.5M) - BLACK
KP-X15P	197	EXTENSION TUBE (1.5M) - SILVER
KP-X20B	197	EXTENSION TUBE (2.0M) - BLACK
KP-X20P	197	EXTENSION TUBE (2.0M) - SILVER
KP-X245P	198	ALUMINUM TUBE FOR PAPER ROLL
KS-001	89	3/8" SNAP IN PIN
KS-002	89	1/2" SNAP IN PIN
KS-003	89	5/8" SNAP IN PIN
KS-004	89	M12 X 30 STUD
KS-005	89	M10 X 25 STUD
KS-006	89	M12 X 35 THREADED SOCKET
KS-007	89	M10 X 30 THREADED SOCKET
KS-008	89	JOINING STUD/SWIVEL
KS-009	89	150MM EXTENSION
KS-010	89	OFFSET ARM
KS-011	90	100MM SQUARE MOUNTING PLATE
KS-012	89	SWIVEL U HOOK
KS-013	96	DIA. 17M SPIGOT W/ WASHER AND LOCK NUT FOR C-05 FAMILY
KS-013F	96	17MM SPIGOT, CHROME-PLATED 3/8" FEMALE THREADED
KS-013FS	96	17MM SPIGOT, CHROME-PLATED 3/8" FEMALE THREADED
KS-014	90	CAMERA STUD WITH 3/8" AND 1/4" THREAD
KS-014R	94	CAMERA STUD WITH 3/8" AND 1/4" THREAD ROUND SHAPE
KS-015	90	DOUBLE FEMALE THREAD CAMERA STUD
KS-015R	94	DOUBLE FEMALE THREAD CAMERA STUD ROUND SHAPE
KS-016	89	90/45 JOINING STUD
KS-017	94	UNIVERSAL 16MM LIGHT STUD
KS-017SB	94	STEEL UNIVERSAL ADAPTER SPIGOT
KS-018	94	16MM STUD W/M10 THREAD
KS-018H	90	HEX 16MM STUD W/ M10 THREAD
KS-019	91	SWIVEL EXTENSION ARM W/5/8" SOCKET
KS-020	90	5/8" COMPACT ALU. SNAP IN PIN
KS-020B	90	5/8" COMPACT ALU. SNAP IN PIN - BLACK
KS-022	96	GRIP ARM PIN
KS-023	96	3/8" HEAD MOUNTING PALTE WITH 5/8" STUD
KS-023H	90	3/8" HEAD MOUNTING PLATE W/ 5/8" HEX STUD
KS-024	96	1/4" HEAD MOUNTING PLATE W/ 5/8"
KS-025	90	CAMERA STUD 3/8"-16 THREAD
KS-026	90	CAMERA STUD 1/4"-20 THREAD

Code	Page	Description
KS-027	94	16MM MALE ADAPTER
KS-030	100	28MM PIN W/M10 THREAD
KS-031	91	SNAP IN RIGHT ANGLE PIN
KS-032	100	28MM PIN W/M12 THREAD
KS-034	100	28MM STUD W/M10 BOLT
KS-034-T	100	28MM STUD W/1/2"-13 BOLT
KS-037	94	16MM MALE ADAPTER-3/8"
KS-038	90	HEX ADAPTER W/ 3/8"-16F & 3/8"-16M
KS-038DR	108	DOT RECEIVER
KS-039	128	ADJUSTABLE COLD SHOE MOUNT
KS-040	100	28MM PIN W/M10 THREAD & PLATE
KS-0406	153	HEX CHEESE PLATE FOR 6" SUCTION CUP
KS-041	128	HOT SHOE ADAPTER 3/8"-1/4" W BARREL ADAPTER
KS-0412BK	62	STAND LEG PROTRACTOR(SET FOR 3)BLACK LENGTH:12 CM · WIDTH:4 CM
NEW KS-0412BL	62	STAND LEG PROTRACTOR(SET FOR 3)BLUE LENGTH:12 CM · WIDTH:4 CM
KS-0412G	62	STAND LEG PROTRACTOR(SET FOR 3)GREEN LENGTH:12 CM · WIDTH:5 CM
KS-04120G	62	STAND LEG PROTRACTOR(SET FOR 3)ORANGE LENGTH:12 CM · WIDTH:4 CM
KS-0412PK	62	STAND LEG PROTRACTOR(SET FOR 3)PINK LENGTH:12 CM · WIDTH:4 CM
KS-0412R	62	STAND LEG PROTRACTOR(SET FOR 3)RED LENGTH:12 CM · WIDTH:4 CM
KS-042	100	28MM PIN W/M12 THREAD & PLATE
KS-043	83	RIGHT ANGLE BABY WALL PLATE
KS-044	83	9" BABY WALL PLATE
KS-045	83	6" BABY WALL PLATE
KS-046	83	3" BABY WALL PLATE
KS-047	83	BABY RECEIVER WALL PLATE
KS-048	83	JUNIOR WALL PLATE
KS-049R	109	SCRAPER
KS-050	108	FLAG HOLDER
KS-051	105	1/4" FEMALE + 1/4" ADAPTER SPIGOT
KS-052	105	ADAPTER FOR FEMALE THREAD 3/8"-16 TO MALE THREAD 1/4"-20
KS-053	105	ADAPTER FOR THREAD 3/8"-16 TO 1/4"-20 (SET FOR 5 PCS)
KS-054	105	3/8" + 1/4" ADAPTER SPIGOT
KS-055	74	JUNIOR MULTI HEADER
KS-056	74	6 LANTERN T BAR
KS-057	83	OFFSET BABY WALL PLATE
KS-058	73	BABY OFFSET ARM
KS-059	73	JUNIOR OFFSET ARM
KS-060	97	16MM SOCKET W/1/4" THREAD
KS-0606L	163	L-CHEESE-PLATE 6"(15.2CM)X 6"(15.2CM) WITH 3/8" HOLE
KS-061	106	1/4"-20 D-RING SCREWS (5-PACK)
KS-062	97	16MM SOCKET W/3/8" THREAD
KS-063	105	3/8"-16M TO 1/4"-20" F ADAPTER
KS-064	107	FEMALE 1/4"-20 TO MALE 3/8" THREAD ADAPTER W/ 1.18" FLANGE
KS-065	113	METAL QUICK RELEASE GOPRO TRIPOD MOUNT
KS-066	74	BABY TRIPLE HEADER
KS-067	108	3/8" FEMALE TO 5/8"-27 MALE SCREW MICROPHO ADAPTER
KS-068	107	KNURLED ROUND KNOB W/ 1/4-20 FEMALE THREADED HOLE ; DIA. 45MM
KS-069	113	METAL GOPRO TRIPO MOUNT
KS-070	99	DOUBLE FEMALE ADAPTER-5/8"
KS-071	98	DOUBLE BABY RECEIVER ADAPTER
KS-073	94	ADAPTER STUD 3/8"-16F & 1/4"-20
KS-074	95	LONG DOUBLE STUD - 5/8"
KS-075	94	ADAPTER STUD TO 3/8"-16 THREAD
KS-076	95	5/8" STUD WITH 1/4-20" FEMALE THREAD
KS-077	95	BABY PIN WITH 1/4"-20 MALE, THREADED BOLT
KS-078	95	BABY PIN WITH 3/8"-16 MALE, THREADED BOLT
KS-079	97	BABY LIGHT ADAPTER FOR ELINCHROM
KS-080	100	BALL RACE M10 STUD
KS-081	122	QUICK RELEASE ADAPTER 1/4"-20 MALE THREADED (TOP MOUNT)
KS-082	100	BALL RACE M12 STUD
KS-083	122	QUICK RELEASE ADAPTER 1/8"-16 MALE THREADED (TOP MOUNT)
KS-084	122	QUICK RELEASE ADAPTER 1/4"-20 MALE THREADED (BODY)
KS-085	122	QUICK RELEASE ADAPTER 1/4"-20 MALE TO FEMALE
KS-086	122	QUICK RELEASE ADAPTER 5/8" W/ 1/4 MALE THREADED (TOP MOUNT)
KS-087	122	QUICK RELEASE ADAPTER 5/8"-27 MALE THREADED (TOP MOUNT)
KS-088	214	MONITOR ARM W/ HEX BABY PIN
KS-089	181	28MM RECEIVER SPIGOT
KS-089B	181	28MM RECEIVER SPIGOT - BLACK
KS-090	99	YOKE TO STAND ADAPTER 28MM STUD 16MM SOCKET
KS-091	204	5/8" LIGHT STUD FOR 4 WAY CLAMP
KS-092	204	5/8" MALE ADAPTER FOR 4 WAY CLAMP
KS-093	204	5/8" FEMALE ADAPTER FOR 4 WAY CLAMP
KS-094	219	SNAP IN RIGHT ANGLE PIN FOR 4 WAY CLAMP
KS-095	204	U HOOK FOR 3 WAY & 4 WAY CLAMP
KS-096	95	5/8" STUD W 3/8"-16 FEMALE THREAD
KS-097	99	BABY BALLHEAD ADAPTER WITH 3/8" TAP
NEW KS-097LB	99	BABY BALLHEAD ADAPTER WITH 3/8" TAP 78mm LONG
KS-098	97	ADAPTER STUD 5/8" RECEIVER TO 5/8" STUD
KS-099	92	BRACKET W/ HEX STUD FOR VAGABOND
KS-100	208	BAGUA MULTI FLASH BRACKET
KS-100EA	208	EXTENSION FLASH ADAPTER
KS-101	103	UMBRELLA SWIVEL BRACKET
KS-1010M	162	CHEESE PLATE 10"x10"x1/2" WITH A MITCHELL INSERT
KS-1014M	162	CHEESE PLATE 10"x14"x1/2" WITH A MITCHELL INSERT
KS-1016C	163	L-CHEESE-PLATE 10"(25.4CM)X 16"(40.6 CM) WITH 3/8" HOLE
KS-101RP	104	ROPOLYPOY COUNTERBLANCED UMBRELLA SWIVEL BRACKET
KS-102	103	SWIVELING UMBRELLA ADAPTER
KS-103	103	VERSATILE SWIVELING ADAPTER
KS-104	103	VERSATILE SWIVELING ADAPTER WITH KS-CB01
KS-105	103	VERSITILE SWIVEL ADAPTER WITH QUICK RELEASE CAMERA PLATE
KS-109	208	FOLDING FLASH BRACKET W/ A 5/8"(16MM) ADAPTER
KS-111	159	5/8"(16MM) ADAPTER FOR 3/8"
KS-113	96	17MM SPIGOT WITH 1/4"-20 MALE THREAD
KS-114	111	1/4"-20THREAD SCREW W/ 1" LONG
KS-115	95	DOUBLE END SPIGOT WITH 5/8" STUD AND 1/4"-20 THREADS

Code	Page	Description
KS-116	99	BABY RECEIVER W 1/4"-20 MABLE THREAD
KS-117	99	BABY RECEIVER W 1/4"-20 FEMALE THREAD
KS-118B	227	STAND HANGER - BLACK
KS-118BG	227	STAND HANGER FOR HEAVY DUTY STAND
KS-118BT	227	STAND HANGER FOR LIGHTWEIGHT STAND
KS-118BV	227	STAND HANGER FOR MEDIUM SIZE STAND
KS-119B	227	C STAND DOOR RACK
KS-120	107	ROUND PLATE W/1/4"-20 THREAD HOLE DIA. 25MM
KS-121	229	12" CHINA BALL BRACKET W/E27 SOCKET
KS-1212	162	12"X12" SQUARE CHEESE PLATE(ALUMINUM)
KS-1212M	162	CHEESE PLATE 14"X14"X1/2" WITH A MITCHELL INSERT
KS-121PL	229	12" PAPER LANTERN(SET FOR 5)
KS-122	107	ROUND PLATE W/1/4"-20 THREAD HOLE DIA.59MM
KS-123	107	3/8" - 1/4" ADAPTER
KS-124	113	METAL GOPRO TRIPO MOUNT W/1/4"-20 MALE THREAD
KS-125	108	PLASTIC LOBE KNOB WITH RUBBER COVER; DIA.76 MM;M10X12.6
KS-126	99	5/8" BABY SOCKET W/KNOB
KS-127	110	RECESSED LIGHT SOCKET ADAPTER (E27) TO 5/8" BABY PIN
KS-128	105	3/8" M-3/8" ADAPTER SPIGOT
KS-129	95	5/8" STUD W/3/8"-16 (2.54CM LENGTH) FEMALE-3/8" FEMALE W/3/8"SCREW
KS-130	90	HEX ADAPTER WITH 3/8"-16F & 1/4"-20M
KS-131	113	GOPRO TRIPOD MOUNT W/ 1" COUPLER
KS-133	113	GOPRO TRIPOD MOUNT W/ BALL HEAD ADAPTER
KS-134	113	GOPRO TRIPOD MOUNT W/ COLD SHOE DAPTR
KS-135	106	1/4"-20 D-RING SCREWS (98MM SHAFT LENGTH)
KS-136	113	GOPRO TRIPOD MOUNT W BABY RECEIVER
KS-137	113	GOPRO TRIPOD MOUNT W BABY PIN
KS-138	111	3/8"-16 THREAD SCREW W/1" LONG (SET FOR 5)
KS-139	108	3/8"-16M TO 5/8"-27F THREA ADAPTER FOR MICROPHONE
KS-140	108	ADAPTER W/ COLD SHOE FOR 5/8"-27 MALE THREAD
KS-141	107	1/4" MALE TO 1/4" FEMALE SCREW FOR TRIPOD CAMERA FLASH
KS-142	107	1/4" CAMERA MOUNTING SCREW W/ SPRING HOOK
KS-143	108	COLD SHOE MOUNT WITH 1/4" THREAD SCREW
KS-144	97	5/8" BABY RECEIVER TO 3/8" DIA STUD
KS-145	83	BABY CHEATER WALL PLATE (CHEATER PLATE)
KS-146	98	RIGHT ANGLE BABY ADAPTOR
KS-147	98	5/8" RECEIVER TO CHEATER BABY PIN (CHEATER ADAPTER)
KS-148	98	3 WAY 5/8" BABY PIN ADAPTER
KS-149	95	BABY PIN W/ 1/4"-20 MALE THREAD
KS-150	105	3/8"-16 CAMERA SCREW
KS-151	96	DOUBLE STUD 16 TO 17MM ADAPTER
KS-152	97	PROFOTO STAND ADAPTER PLUS 16MM(5/8")
KS-153	105	3/8"-16-14X13 CAMERA SCREW W/ FLAT HEAD & SLOTTED DRIVE
KS-154	110	FREELY TOAD MALE MOUNT
KS-155	133	EYE BOLT 3/4"-16X 14MM
KS-155L	133	RING BOLT 3/8"-16 X 20MM STAINLESS STEEL, LONG THREAD
KS-156	133	ROTABLE RING BOLT 3/8"-16X14MM
KS-157	134	QUICK RELEASE FROG LOCKING CARABINER
KS-158B	73	BABY ADJUSTABLE OFFSET ARM-BLK
KS-159B	73	JUNIOR ADJUSTABLE OFFSET ARM -20 MALE THREADED (TOP MOUNT)
KS-160BK	145	SAUSAGE CAMERA MARKER 6"-BLK
KS-160BL	145	SAUSAGE CAMERA MARKER 6"-BULE
KS-160G	145	SAUSAGE CAMERA MARKER 6"-GREEN
KS-160P	145	SAUSAGE CAMERA MARKER 6"-PURPLE
KS-160R	145	SAUSAGE CAMERA MARKER 6"-RED
KS-160W	145	SAUSAGE CAMERA MARKER 6"-WHITE
KS-160Y	145	SAUSAGE CAMERA MARKER 6"-YELLOW
KS-161	41	UNIVERSAL TRACK END
KS-162	97	3 WAY MOUNT BABY ADAPTER 5/8" FEMALE TO 3/8"-20 MALE
KS-163	107	ROUND KNOB W/ 3/8"-16 FEMALE THREAD
KS-164B	72	PANEL OFFSET ARM
KS-165	106	1/4"-20-14X17 CAMERA SCREW W/ FLAT HEAD & SLOTTED DRIVE
KS-166	98	PIPE SPINNING GAG FOR 5/8"(16MM) PIPE
KS-167	106	1/4"-20 CAMERA SCREW
KS-168BK	145	CAMERA T MARKER 6"X8"-BLACK
KS-168BL	145	CAMERA T MARKER 6"X8"-BLUE
KS-168G	145	CAMERA T MARKER 6"X8"-GREEN
KS-168P	145	CAMERA T MARKER 6"X8"-PURPLE
KS-168R	145	CAMERA T MARKER 6"X8"-RED
KS-168W	145	CAMERA T MARKER 6"X8"-WHITE
KS-168Y	145	CAMERA T MARKER 6"X8"-YELLOW
KS-169	50	SPRING TYPE SAFETY PIN
KS-170	108	SCREW KNOB SET
KS-171	111	1/4"-20 HEX SCOKET CAP SCREW SET
KS-172	111	3/8"-16&1/4"-20 SCREW SET
KS-173	111	1/4"-20 SET SCREW
KS-174	111	3/8"-16 SCREW SET
KS-175	111	1/4"-20 SCREW & NUT
KS-176	111	NYLON LOCKING NUT FOR 1/4"-20
KS-177	111	NYLON LOCKING NUT FOR 3/8"-16
KS-178	112	3/8"-16 STAINLESS STEEL SCREW SET
KS-181	229	18" CHINA BALL BRACKETW/E27 SOCKET
KS-181PL	229	18" PAPER LANTERN(SET FOR 5)
KS-182	229	18" CHINA BALL BRACKET W/E27 SCOKET
KS-183	106	1/4" M-M10-3/8" M THREADED SCREW ADAPTER FOR TRIPOD/MONOPOD
KS-184	106	1/4"-20 SCREW WITH FLAT HEAD AND D RING
KS-185	107	CAMERA WRIST STRAP W 1/4"-20 SCREW
NEW	KS-186	159 ROUND STUD 3/8"-16F & 3/8"-16F
NEW	KS-187	111 HEX SOCKET CAP 3/8"-16 SCREW
KS-188	211	DATA CABLE ANCHOR ADAPTER
KS-190	22	SLIDING ARM
KS-191	160	5/8" STAINLESS STEEL TUBE
KS-192	112	EYE BOLT WITH ALUMINUM KNOB
KS-193	106	SLOTTED COUNTERSUNK HEAD 1/4"-20 SCREW
KS-194	106	SLOTTED COUNTERSUNK HEAD 3/8"-16 SCREW

Code	Page	Description
KS-195	91	EXTENSION ARM (LENGTH: 19.5CM)
KS-196	106	SLOTTED COUNTERSUNK HEAD 3/8"-16 SCREW
KS-197	130	1/4"-20 HEX SCOKET CAP SCREW 6.3MM LENGTH (SET OF 6)
KS-198	164	1"-14T HEX CAP BOLT & NUT
KS-199	92	MULTIFUNCTIONAL V-MOUNT BATTERY BRACKET SET
KS-200	100	ADAPTER 28MM/16MM STUD
KS-201	98	JUNIOR TO BABY ADAPTER(1-1/8" FEMALE TO 5/8" FEMALE)
KS-202B	100	DOUBLE END TVMP SPIGOT WITH 17MM RECEIVER, BLACK
KS-203	56	CUCOLORIS HANDLE
KS-205	114	CONNECTING CLAMP SET
KS-206	107	ROUND PLATE W/ 3/8"-16 FEMALE THREAD
NEW	KS-208	106 HEX BOLT 3/8"-16
NEW	KS-209	108 1/4"-20 FEMALE THREADED T- KNOB
KS-210	194	BLANCE ADJUSTMENT BRACKET
KS-211	195	L-SHAPE TOP HOOK FOR TELESCOPIC OPERATING POLE
KS-212	194	SPIGOT ADAPTER 5/8" M TO 1-1/8" F
KS-214	194	SPIGOT ADAPTER 5/8" F TO 1-1/8" F
KS-215	194	STIRRUP HEAD (DIA. 50MM TUBE)-SILVER
KS-215B	194	STIRRUP HEAD (DIA. 50MM TUBE)-BLACK
KS-216	158	2" TWO HOOK STUD
KS-220	108	ALUMINUM ROUND KNOB WITH M6 FEMALE THREADED
KS-225	52	16MM DIA TUBE LENGTH 40" (100 CM)-SILVER
KS-229	213	MONITOR MOUNTING PLATE W/ BABY PIN
KS-230	42	STEADICAM STAND TRAY
KS-231	84	QUICK RELEASE ADAPTER W/ PLATE(14.7X 16.2CM)
KS-232	84	QUICK RELEASE ADAPTER W/ PLATE(18.5X 21.5CM)
KS-235	100	SPEAKER ADAPTER
NEW	KS-236	157 TRAILER HITCH ADAPTER
NEW	KS-237	134 EASYLINK: EASYRIG FROG CLIP BRACKET
NEW	KS-239	95 5/8" STUD W/ 1/4"-20M THREAD(7MM)
KS-241	229	CHINA BALL BRACKET 24" WITH E27
KS-241PL	229	24" PAPER LANTERN(SET FOR 5)
KS-242	229	CHINA BALL BRACKET 24" WITH E40
KS-2439C	163	MINI L-CHEESE-PLATE 2.4"(6CM)X 3.9"(10CM) W/CAMERA BRACKET
KS-2439CS	163	CAR SEAT TO CHEESE PLATE CAMERA MOUNT
KS-2439L	163	MINI L-CHEESE-PLATE 2.4"(6CM)X 3.9"(10CM) W/ 3/8" & 1/4" HOLE
KS-245	52	16MM DIA TUBE LENGTH 20" (50 CM)-SILVER
KS-248	134	DOCKING ATTACHMENT FOR EASYRIG STABILIZERS
KS-249	134	SAFETY ATTACHMENT FOR EASYRIG STABILIZER
KS-250	134	UMBRELLA HOLDER FOR EASYING STABILIZER
NEW	KS-251K	136 STEADICAM HARD MOUNT KIT
KS-253	70	COLUMN ARM
NEW	KS-254	135 STEADICAM DOCKING BRACKET
NEW	KS-255	135 VEST HOLDER
KS-256	164	MITCHELL CHEESE PLATE TO 5/8" (16MM) ADAPTER
NEW	KS-257	136 SPEED RAIL SHIM
KS-258	164	MITCHELL ROUND MOUNTING PLATE W/1-1/8"(28MM) JUNIOR RECEIVER
KS-260	164	MITCHELL ROUND MOUNTING PLATE & RECEIVER FOR 1-1/2" SCHEDULE
KS-270	129	V-LOCK WEDGE
KS-271	129	V-LOCK BASE
KS-272	129	V-LOCK EXTENSION HANDLE
KS-273	129	V-LOCK SET
KS-283	144	ALUMINUM ALLOY CARABINERS
KS-285	212	DOUBLE PLATE(QUICK RELEASE PLATE FOR ARCA-SWISS & RC2)
NEW	KS-286	109 16MM BABY PIN WITH SCREW FOR WOOD
KS-290	112	1/4"-20 STAINLESS STEEL WING NUT
KS-291	112	3/8"-16 STAINLESS STEEL WING NUT
KS-292	112	M4 KNURLED SHOULDER STEEL THUMB SCREW
NEW	KS-293	112 3/8"-16UNC X 1-1/4" STAINLESS HEX FLAT HEAD SCREW SET (5PCS)
NEW	KS-294	112 1/4"-20 STAINLESS STEEL HEX
NEW	KS-295	112 M3*18MM STAINLES STEEL HEX SOCKET CAP (SET OF 5)
NEW	KS-296	112 M6*16MM STAINLES STEEL HEX SOCKET CAP (SET OF 7)
NEW	KS-297	112 M8*18MM STAINLES STEEL HEX SOCKET CAP (SET OF 5)
NEW	KS-298	112 3/8"-16 STAINLESS STEEL HEX SCOKET CAP SCREW 50.8MM(L) (SET OF 2)
KS-301B	211	ALUMINUM TABLE FOR LAPTOPS & PROJECTOR W/ NON-SLIP PAD
KS-302	211	HARD DRIVE HOLDER FOR KS-300
KS-303B	209	TETHERMATE FOR MAC BOOK 17"
KS-304	210	NON-SLIP PAD FOR TETHERMATE
KS-305B	209	TETHERMATE FOR IMAC
KS-306B	210	HARD DRIVE HOLDER
KS-307	211	MULTI-FUNCTION TRAY
KS-308	214	MONITOR ARM W/ BABY RECEIVER
KS-309	210	MOUSE PAD
KS-310B	210	SCREEN SUNSHADE
KS-311B	210	SIDE TABLE FOR MOUSE
KS-312B	209	TETHERMATE FOR MAC BOOK 15"
KS-3139L	163	MIDI L-CHEESE-PLATE 3.1"(8CM)X 3.9"(10CM) W/ 3/8" & 1/4" HOLE
KS-314B	211	V-MOUNT BATTERY HOLDER FOR TETHERMATE
KS-315B	210	CUP HOLDER FOR TETHERMATE
KS-317	210	DATA CABLE ANCHOR PORT
KS-320	53	BOOM GRIP (POLE HOLDER)
KS-325	123	TILT HEAD FOR MONOPODS WITH QUICK RELEASE MOUNTING PLATE
NEW	KS-341	120 1/4"-20 MALE TIP FOR ROCK'S ARM
NEW	KS-342	120 3/8"-16 MALE TIP FOR ROCK'S ARM
NEW	KS-343	120 1/4"-20 MALE ANTI-SLIP TIP FOR ROCK'S ARM
NEW	KS-344	120 3/8"-16 ARRI STYLE ANTI-ROTATION TIP FOR ROCK'S ARM
KS-345	110	PAINTERS POLE ADAPTER
NEW	KS-346	120 5/8" (16MM) BABY STUD FOR ROCK'S ARM
NEW	KS-347	120 5/8" (16MM) HEX STUD FOR ROCK'S ARM TO SUPER CONVI CLAMP
NEW	KS-348	120 3/8"-16 FEMALE TIP FOR ROCK'S ARM
NEW	KS-359B	210 *PENCIL TRAY FOR TETHERMATE
KS-396	126	SUPER KNUCKLE DIE CASTING SHELL W/LOCKING KNOB
KS-398	124	3" DOUBLE SOCKET ARM WITH KNOB
KS-399	124	6" DOUBLE SOCKET ARM WITH KNOB
KS-400	124	SUPER KNUCKLE W/ HEX BABY PIN



Code	Page	Description
KS-401	124	SUPER KNUCKLE W/ BABY RECEIVER
KS-402	127	GOPRO HOLDER BALL HEAD
KS-403	125	BALL HEAD W/ 1/4"-20 FEMALE THREAD
KS-404	125	BALL HEAD WITH 1/4"-20 MALE THREAD
KS-405	126	SILICON SLEEVE FOR SUPER KNUCKLE ARM(SET FOR 5)
KS-406	125	HEX STUD BALL HEAD FOR KCP-700
KS-407	125	BALL HEAD W/ COLD SHOE ADAPTER
KS-408	127	VESA MONITOR BRACKET W/BALL HEAD
KS-409	127	BALL HEAD W/ 1/4"-20 FEMALE THREAD QR BRACKET
KS-410	127	UNIVERSAL TABLET HOLDER W/ BALL HEAD
KS-411	127	UNIVERSAL TABLET HOLDER FOR IPAD PRO
KS-412	126	SQUARE PLATE W/BALL HEAD
KS-413	127	*ALUMINUM BAR MOUNT W/ PLASTIC SPACERS
KS-415	125	BALL HEAD WITH A 5/8"(16MM) BABY RECEIVER
KS-416	125	BABY RECEIVER BABY PIN
KS-417	125	BALL HEAD WITH M6 THREAD MALE
KS-418	126	CAR CUP HOLDER W/ BALL HEAD X 4CM IN LENGTH
KS-419	125	BALL HEAD FOR CONVI CLAMP & CHEESE PLATE
KS-420	125	3" EXTENSION ARM WITH DOUBLE BALLS FOR SUPER KNUCKLE
KS-422	126	BALL HEAD WITH 1/4"-20 FEMALE THREAD 3"SUCTION CUP
KS-425	126	BALL HEAD W/ 1/4"-20 ANTI-SLIP SCREW
KS-426	126	BALL HEAD W/ 3/8"-16 ANTI-ROTATION SCREW
KS-429	213	SUPER KNUCKLE W/BABY RECEIVER FOR VESA MONITOR BRACKET
KS-508	155	3"ALUMINUM TUBE W/DOUBLE 3/8" FEMALE THREAD
KS-510	218	PADMATE FOR TABLET 7-10 INCH DETACHABLE ARM W/ BABY RECEIVER
KS-512	215	VESA MOUNTING ADAPTER 100/200 FOR MAKING 75/100 TO 100/200
KS-520	218	PADMATE BRACKET W/ 1/4-20.
KS-524	217	NON-VESA MONITOR BRACKET
KS-525	155	10" ALUMINUM TUBE W DOUBLE 3/8" FEMALE THREADED
KS-528	213	LCD MONITOR VESA MOUNT W/ GAS SPRING ARM
KS-529	213	GAS SPRING ARM ADAPTER FOR CONVI CLAMP
NEW KS-529C	213	HALF COUPLER FOR GAS SPRING ARM
KS-534	215	VESA MOUNTING ADAPTER 300/400 MAKING 75/100 TO 200/300/400
KS-540	218	ADJUSTABLE TABLET HOLDER WITH LOCK FOR 7 - 10.10 INCH
KS-550	218	TABLE HOLDER W/ BABY RECEIVER
KS-5520	162	5.5"X 20" RECTANGLE CHEESEPLATE (ALUMINUM)
KS-570	218	*TABLET HOLDER WITH BABY STUD
KS-580	217	IMAC STAND MOUNT ADAPTER
KS-590	217	IMAC TRUSS MOUNT CLAMP
KS-600B	211	TETHER ARM
KS-6011	162	6"X 11" RECTANGLE CHEESEPLATE (ALUMINUM)
KS-610	79	SHAFT EXTENSION ADAPTER
KS-657	167	75MM MITCHELL TO BOWL ADAPTER
KS-658	167	100MM MITCHELL TO BOWL ADAPTER
KS-659	167	150MM MITCHELL TO BOWL ADAPTER
KS-660	167	ELEMACK STARTER
KS-662	167	ELEMACK TO MITCHELL ADAPTER WITH CASTLE NUT
KS-664	167	1-1/8"(28MM) JUNIOR PIN TO ELEMACK ADAPTER
KS-673	165	CAMERA RISER POST 3"
KS-676	165	CAMERA RISER POST 6"
KS-679	165	CAMERA RISER POST 9"
KS-680	165	ROUND MITCHELL PLATE W/ THREE COUNTERSUNK HOLES
KS-681	166	CAMERA RISER 3" (MITCHELL TO MITCHELL)
KS-682	165	CHEESE PLATE MITCHELL HI-HAT
KS-683	165	ROUND MITCHELL PLATE W/ FOUR COUNTERSUNK HOLES
KS-684	166	CAMERA RISER 6" (MITCHELL TO MITCHELL)
KS-685	166	CAMERA RISER 12" (MITCHELL TO MITCHELL)
NEW KS-687	166	MITCHELL TO MITCHELL RISER W/ PIPE CLAMP ADAPTER
KS-688	165	100MM HI HAT W CHEESE PLATE
KS-689	164	MITCHELL THREADED COLLAR(COUNTERSUNK)
KS-690	164	MITCHELL THREADED COLLAR
KS-691	164	MITCHELL CASTLE NUT
KS-692	164	MITCHELL THREADED COLLAR WITH CASTLE NUT
KS-693	164	COMPLETE MITCHELL THREADED & CASTLE NUT
KS-695	167	GIMBAL TO MITCHELL ADAPTER
KS-700	137	QUICK RELEASE SAFETY PIN FOR ARRI WCU-4
KS-702	144	*QUICK RELEASE SAFETY PIN WITH KEY CHAIN & SPRING HOOK
KS-704	137	MONITOR BRACKET FOR ARRI WCU-4
KS-706	138	ARRI WCU-4 MONITOR MOUNT AND DOCKING BRACKET
NEW KS-707	138	TILTA NUCLEUS-M MONITOR MOUNT AND DOCKING BRACKET
NEW KS-708	138	PLAIN WHITE FOCUS RING FOR WCU-4
NEW KS-710	140	SIDE MOUNT BRACKET
KS-712	137	RAIN COVER FOR ARRI WCU4
NEW KS-722	140	ASSISTANT'S FRONT BOX MOUNT FOR FLUID HEAD
NEW KS-724	140	FRONT BOX BRACKET
KS-734	130	ARRI ROSETTE BOLT-ON MOUNT (1/4"-20)
KS-736	130	ARRI ROSETTE BOLT-ON MOUNT(M6)
KS-738	130	ARRI 3/8" LOCATING PIN TO ARRI ARRI ROSETTE (M6) ADAPTER
KS-7510	162	7.5"X 10" RECTANGLE CHEESEPLATE (ALUMINUM)
KSB-002	143	TOOL BELT
KSB-007	143	MONITOR BAG
KSB-010	143	UTILITY AC BAG
KSB-013	222	CARRYING BAG FOR CLAPPER BOARD OR IPAD PRO (12.9")
KSB-015	222	CARRYING BAG FOR MACBOO KPPO (15")
KSB-030	16	CLICK STAND BAG(SMALL) L:90CM ALLOWS TO 4 CLICK STANDS
KSB-036	16	SNAP STAND BAG(BIG) L:110CM ALLOWS TO 3 SNAP STANDS
KSB-050	222	GEL ROLL
KSB-161	41	STAND BAG FOR 161MB
KSC-03	152	SUCTION CUP WITH 3/8-16 THREAD STUD
KSC-04	152	SUCTION CUP WITH FIXED BABY PIN
KSC-05	152	SUCTION CUP WITH SWIVELING ADAPTER KS-103
KSC-06	152	SUCTION CUP WITH SWIVEL BABY PIN
KSC-09	153	PUMPING SUCTION CUP WITH 51MM, TUBE (34.5CM)
KSC-10	153	SUCTION CUP WITH SWIVELING 16MM BABY SOCKET
KSC-100R	154	10" VACUUM SUCTION CUP W/HEAVY DUTY CAMERA BRACKET

Code	Page	Description
KSC-101	153	6" VACUUM SUCTION CUP WITH COMPACT COMPACT CAMERA BRACKET
KSC-102	154	10" VACUUM SUCTION CUP WITH CHEESE PLATE
KSC-106	154	*10" VACUUM SUCTION CUP WITH CHEESE PLATE & 1-1/2" STARTER
KSC-106CP	163	ROUND CHEESE PLATE FOR 10" SUCTIONCUP
KSC-12	152	6" SUCTION CUP WITH FIXED BABY RECEIVER
KSC-13	152	5" SUCTION CUP WITH 3/8"-16
KSC-130	155	MINI CAMERA BALL LEVELING HEAD
KSC-14	152	3" SUCTION CUP WITH 1/4" - 20 THREAD
KSC-140	155	UNIVERSAL CAMERA BALL LEVELING HEAD
KSC-150	156	MINI FOUR WAY LEVELING CAMERA MOUNT
KSC-16	152	3" SUCTION CUP W/ 16MM BABY PIN
KSC-160	156	FOUR WAY LEVELING CAMERA MOUNT
KSC-170	156	MITCHELL FOUR WAY LEVELING CAMERA MOUNT
KSC-18	153	PUMPING SUCTION CUP WITH 51MM, TUBE(8CM)
KSC-19	153	PUMPING SUCTION CUP WITH 51MM, TUBE(25CM)
KSC-280K	160	HOSTESS TRAY KIT
KSC-33	153	*6" SUCTION CUP WITH SWIVEL COULER FOR 2" TUBE
KSC-400K	161	CAR RIG SHOT KIT
KSC-430	160	CAR MOUNT KIT FOR ACTION CAMERA
KSC-60	161	CAMERA CAR MOUNT
KS-CB01	123	CAMERA BRACKET
KS-CB02	123	QUICK RELEASE CAMERA PLATE
KS-CB03	122	MINI BALL HEAD W/ HOT SHOE ADAPTER
KS-CB04	128	CAR WINDOW POD
KS-CB05	122	MIDI BALL HEAD
KS-CB07	122	*BALL HEAD W/ HOT SHOE MOUNT
KS-CB09	122	MINI BALL HEAD WITH 17MM SPIGOT (DABO)
KS-CB10	128	*CAR WINDOW MOUNT WITH MIDI BALL HEAD
KS-CB11	123	3.38" (8.6CM) LONG SLIDING QR PLATE W/ 1/4" SCREW
KS-CB12	123	RAPID CONNECT ADAPTER WITH SLIDING MOUNTING PLATE
KS-CB13	121	ARRI STYLE 3/8"-16 SPACER FOR VISION LOCK
KS-CB14	121	VISION LOCK QUICK RELEASE MOUNTING SET
KS-CB15	121	VISION LOCK W/ ARRI STYLE #8-16 SPACER
KSC-PIN	109	CAMERA SUPPORT ADAPTER
KSD-1680L	223	SAND BAG (MAX. LOAD:35LBS / 16KG)
KSD-1680M	223	SAND BAG (MAX. LOAD: 25 LBS / 11KG)
KSD-1680S	223	SAND BAG (MAX. LOAD: 15 LBS / 6KG)
KSD-1680XL	224	SAND BAG (MAX. LOAD: 50LBS / 22KG)
KSD-77	224	77LB(35KG) SAND BAG
KSF-15	225	SHOT BAG-15 LBS
KSF-25	225	SHOT BAG-25LBS
KSF-30	225	SHOT BAG-30LBS
KSJ-400P	202	KUPO DEMO KIT
KSJ-500B	226	STAND DEMO RACK
KSW-05	225	SHOT BAG-05 LBS (WRAP & GO)
KSW-10	225	SHOT BAG-10LBS (WRAP & GO)
KT-056	188	STRUT CHANNEL ADAPTER 1/2" BOLT
KT-057	188	STRUT CHANNEL ADAPTER WITH COUPLER FOR 2" TUBE
KT-058	188	STRUT CHANNEL ADAPTER 5/8"MALE PIN
KT-1824BAG	54	CARRYING BAG FOR 18"X24" FLAGS
KT-1824FBD	54	18"X24" FULL FRAME BLACK DENIM
NEW KT-1824FW	54	18"X24" FULL FRAME WHITE ARTIFICIAL SLIK
KT-1824K	54	18"X24" OPEN END FLAG KIT
KT-1824ODBB	54	18"X24" OPEN END FRAME DOUBLE BLACK BOBBIN NET
KT-1824ODWB	54	18"X24" OPEN END FRAME DOUBLE WHITE BOBBIN NET
KT-18240Q	54	18"X24" OPEN END FRAME QUARTER SILK
KT-18240SBB	54	18"X24" OPEN END FRAME SINGLE BLACK BOBBIN NET
KT-18240SWB	54	18"X24" OPEN END FRAME SINGLE WHITE BOBBIN NET
KT-18240W	54	18"X24" OPEN END FRAME WHITE ARTIFICIAL SILK
KT-2436BAG	54	CARRYING BAG FOR 24"X36" FLAGS
KT-2436FBD	54	24"X36" FULL FRAME BLACK DENIM
NEW KT-2436FW	54	24"X36" FULL FRAME WHITE ARTIFICIAL SLIK
KT-2436K	54	24"X36" OPEN END FLAG KIT
KT-2436ODBB	54	24"X36" OPEN END FRAME DOUBLE BLACK BOBBIN NET
KT-2436ODWB	54	24"X36" OPEN END FRAME DOUBLE WHITE BOBBIN NET
KT-24360Q	54	24"X36" OPEN END FRAME QUARTER SILK
KT-24360SBB	54	24"X36" OPEN END FRAME SINGLE BLACK BOBBIN NET
KT-24360SWB	54	24"X36" OPEN END FRAME SINGLE WHITE BOBBIN NET
KT-24360W	54	24"X36" OPEN END FRAME WHITE ARTIFICIAL SILK
KT-3636TF	55	36"X36" TOP HINGE FLOOPY FULL FRMAE BLACK
KT-4848TF	55	48"X48" TOP HINGE FLOOPY FULL FRMAE BLACK
KTHS-0306	192	STIRRUP 3-6 FEET (90-180 CM)
KTHS-0408	192	STIRRUP 4-8 FEET (120-240 CM)
KTHS-0510	192	STIRRUP 5-10 FEET (150-300 CM)
KTHU-0306	192	UNIVERSAL HEAD 3-6 FEET (90-180 CM)
KTHU-0408	192	UNIVERSAL HEAD 4-8 FEET (120-240 CM)
KTHU-0510	192	UNIVERSAL HEAD 5-10 FEET (150-300 CM)
KTHU-0712	192	UNIVERSAL HEAD 7-12 FEET (210-350 CM)
KT-S3005G	188	STRUT CHANNEL
KT-S3005H	188	STRUT CHANNEL
NEW KWP-BA	158	WATERPROOF COVER FOR FLOWCINE BLACK ARM
MEZ220-B	149	MEZ-TIE 2CM X 20CM - BLACK (50PCS PER PACK)
MEZ220-BL	149	MEZ-TIE 2CM X 20CM - BLUE (50PCS PER PACK)
MEZ220-R	149	MEZ-TIE 2CM X 20CM - RED (50PCS PER PACK)
MEZ220-W	149	MEZ-TIE 2CM X 20CM - WHITE (50PCS PER PACK)
MEZ220-Y	149	MEZ-TIE 2CM X 20CM - YELLOW (50PCS PER PACK)
MEZ-P01B	149	EZ TIE PETITE, 7PCS PER PACK, BLACK
MEZ-P01W	149	EZ TIE PETITE, 7PCS PER PACK, WHITE
MEZ-S1605	149	MEZSTRAP (16MM WIDTH X 5M LENGTH)
MEZ-S3005	149	MEZSTRAP (30MM WIDTH X 6M LENGTH)
MH-003	127	METAL UNIVERSAL SMARTPHONE CLAMP
PDB-P003-KDK	257	POWER DISTRIBUTION 32A CEE IN & 16A SCHUKO X 6PCS OUT
PDB-P004-KDK	257	POWER DISTRIBUTION 32A CEE IN & 16A CEE X 6PCS OUT
PDB-P16400B	247	POWER DISTRIBUTION BOX FOR 400A-BLUE
PDB-P16400BK	247	POWER DISTRIBUTION BOX FOR 400A-BLACK





NEVER LET GO

www.grip.com.tw

Vol.2020.10

KUPO CO., LTD (Headquarters)

Tel : +886-2-2999-1906

Fax: +886-2-2999-1955

E-mail: grip@kupo.com.tw

6F, No 4, Lane 609, Sec.5, Chung Shin Rd., San Chung District,
New Taipei City 24159, Taiwan

Kupo Shanghai (Branch office)

Tel : +86-21-5677-9636

Fax: +86-21-5677-9218

Note: Whilst every effort has been made to ensure the accuracy of the information/material contained within this catalogue, Kupo does not accept any liability for errors or omissions. Specifications and technical data are provided for guidance purposes only. To improve products, we reserve the right to make any variation in design or construction to the equipment description without prior notice.



Digital Catalogue

